



US00D484933S

(12) **United States Design Patent**
Stanford et al.

(10) **Patent No.:** **US D484,933 S**

(45) **Date of Patent:** **** Jan. 6, 2004**

(54) **BLOW MOLDED BASKETBALL
BACKBOARD FRAME**

(75) Inventors: **Carl R. Stanford**, Clinton, UT (US);
Robert A. Astle, Farmington, UT (US)

(73) Assignee: **Lifetime Products, Inc.**, Clearfield, UT
(US)

(**) Term: **14 Years**

(21) Appl. No.: **29/157,557**
(22) Filed: **Mar. 21, 2002**
(51) **LOC (7) Cl.** **21-02**
(52) **U.S. Cl.** **D21/703; D21/701**
(58) **Field of Search** D21/302, 305,
D21/314, 355, 698, 699, 701-704, 781;
473/415, 433, 447, 448, 476, 479-489

(56) **References Cited**
U.S. PATENT DOCUMENTS
3,233,897 A 2/1966 Sheets
3,603,588 A 9/1971 Ebstein 473/485
3,788,642 A 1/1974 Matras et al. 473/481
3,964,743 A 6/1976 Salsich, Sr. 473/481
4,320,896 A 3/1982 Engle et al. 473/481
4,372,555 A 2/1983 Sorensen 473/481
4,478,415 A 10/1984 Shaffer et al. 473/481
4,650,188 A * 3/1987 Schroeder 473/481
4,826,162 A 5/1989 Allen 473/481
5,120,054 A * 6/1992 Wetzl 473/481
D366,507 S * 1/1996 Van Nimwegen et al. . D21/703
5,597,158 A 1/1997 Spikes 473/485
5,713,806 A * 2/1998 Teitgen et al. 473/481
5,722,902 A 3/1998 Dupree 473/483
5,827,136 A 10/1998 Halter et al. 473/447
5,839,982 A 11/1998 Hying et al. 473/481

5,916,047 A 6/1999 Schickert et al. 473/479
5,980,400 A 11/1999 Schickert 473/481
5,980,401 A 11/1999 Erlewine 473/481
6,004,231 A 12/1999 Schickert et al. 473/481
6,186,911 B1 2/2001 Manthey 473/486
D438,920 S * 3/2001 Matteucci et al. D21/701
D445,857 S 7/2001 Schickert et al. D21/701
6,367,948 B2 * 4/2002 Branson 362/234

FOREIGN PATENT DOCUMENTS

WO WO98/12036 3/1998

* cited by examiner

Primary Examiner—Mitchell Siegel

Assistant Examiner—C Tuttle

(74) *Attorney, Agent, or Firm*—Workman Nydegger

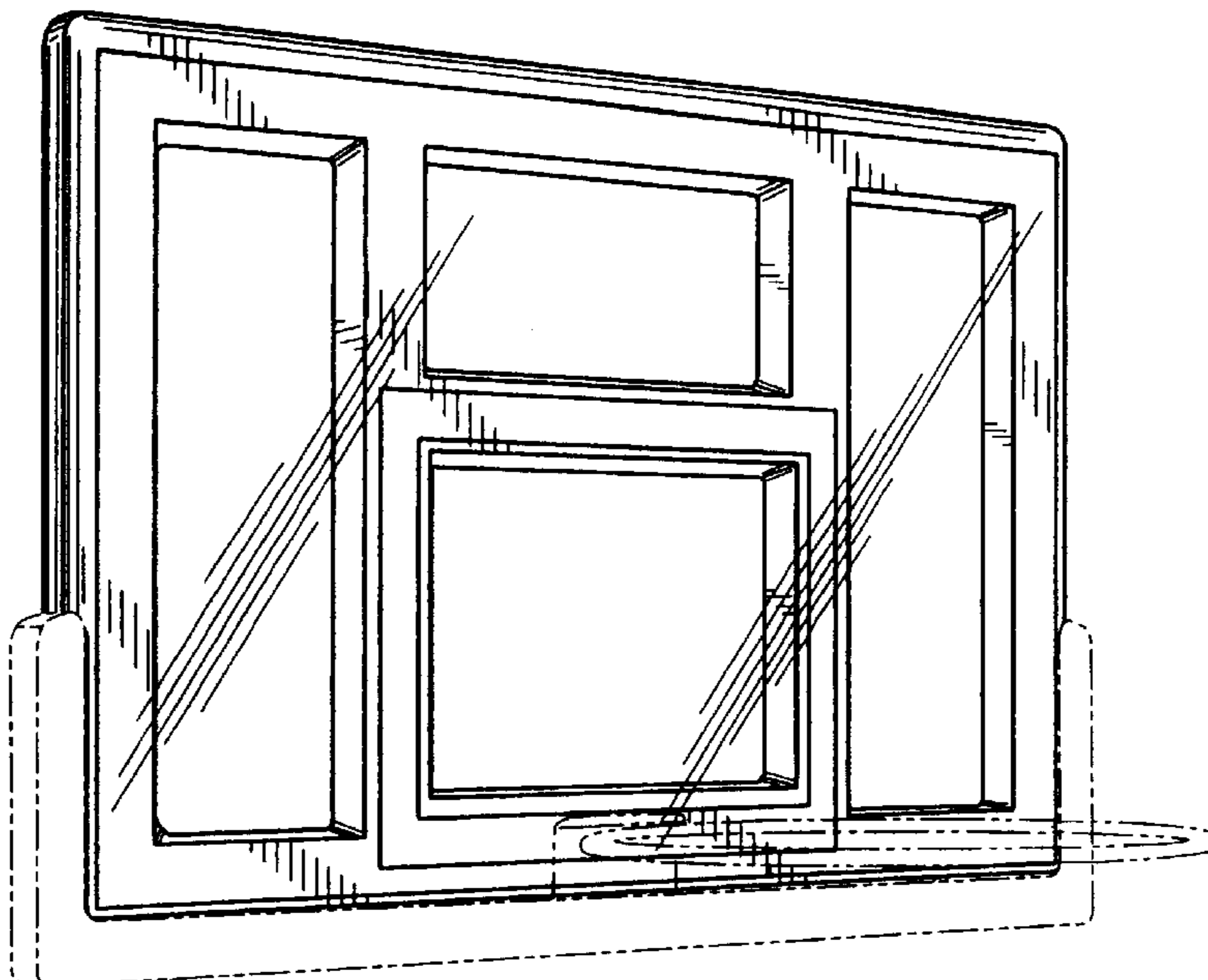
(57) **CLAIM**

The ornamental design for a blow molded basketball backboard frame, as shown and described.

DESCRIPTION

FIG. 1 is a perspective view of a basketball backboard frame;
FIG. 2 is a front view of a basketball backboard frame;
FIG. 3 is a rear view of a basketball backboard frame;
FIG. 4 is a side view of a basketball backboard frame;
FIG. 5 is the other side view of a basketball backboard frame; and,
FIG. 6 is a bottom plan view of a basketball backboard frame.
The broken lines showing the hoop and the associated bracket; the lower portion of the backboard frame and rear surface features in FIG. 3 are for illustrative purposes only and form no part of the claimed design.

1 Claim, 2 Drawing Sheets



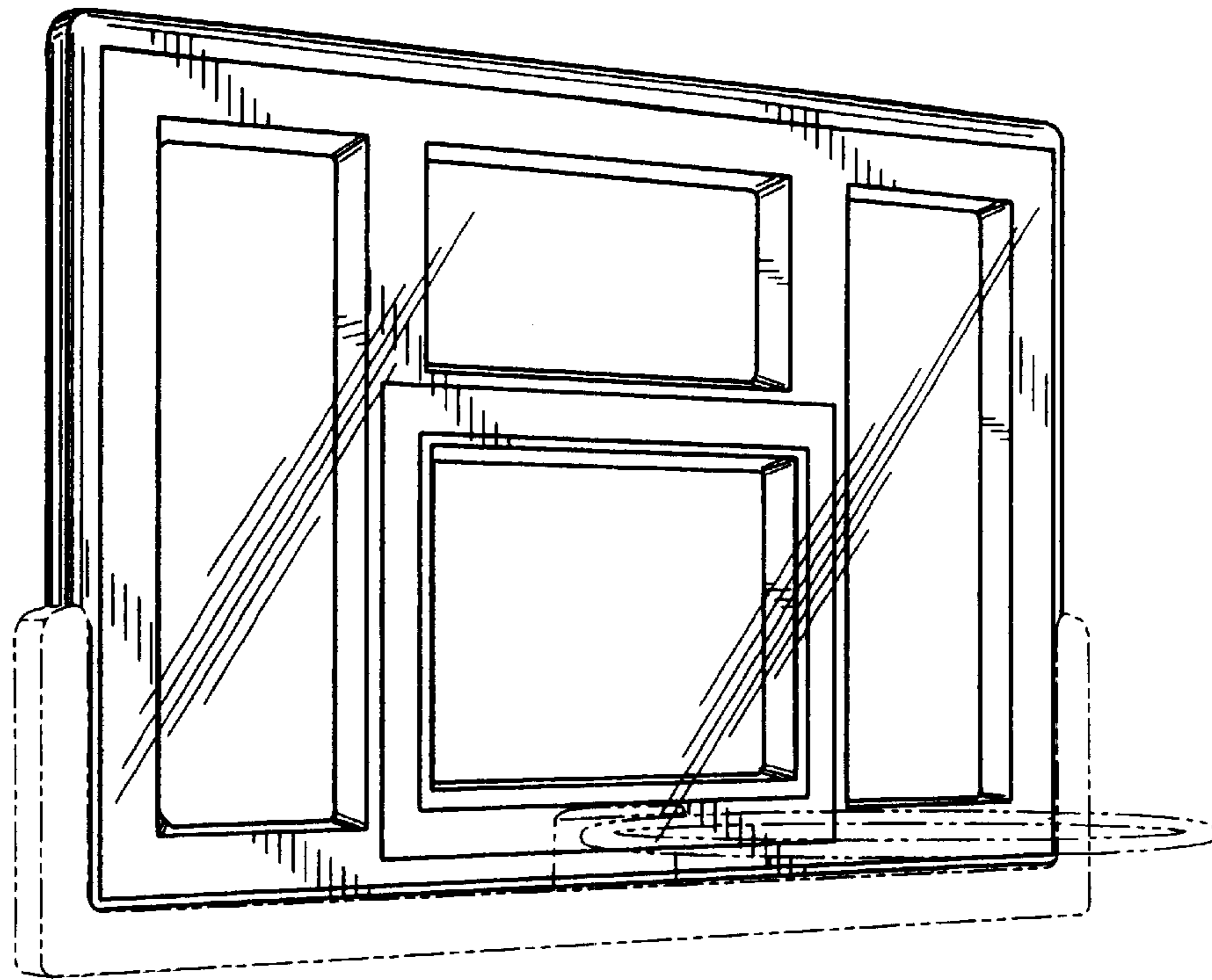


Fig. 1

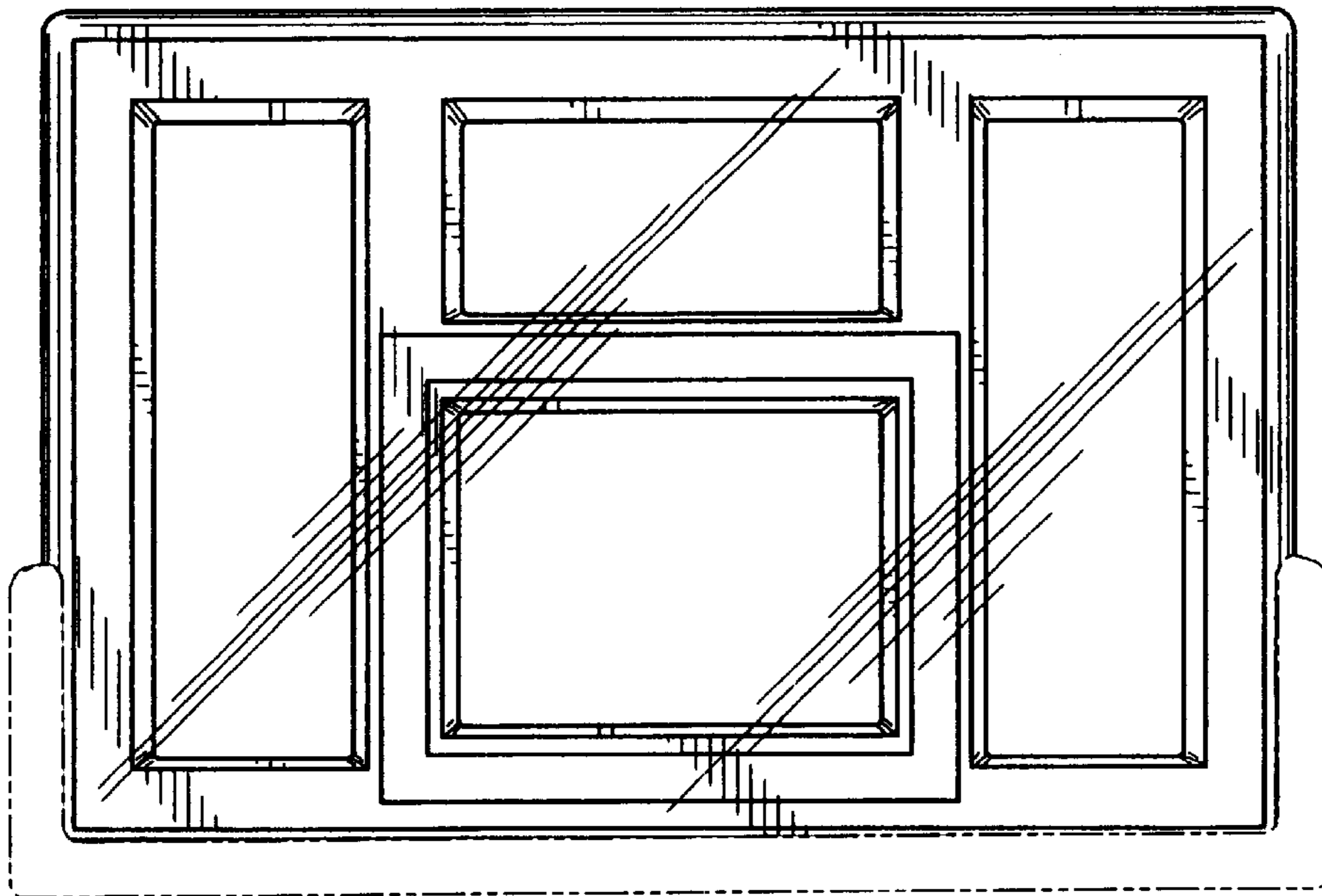


Fig. 2

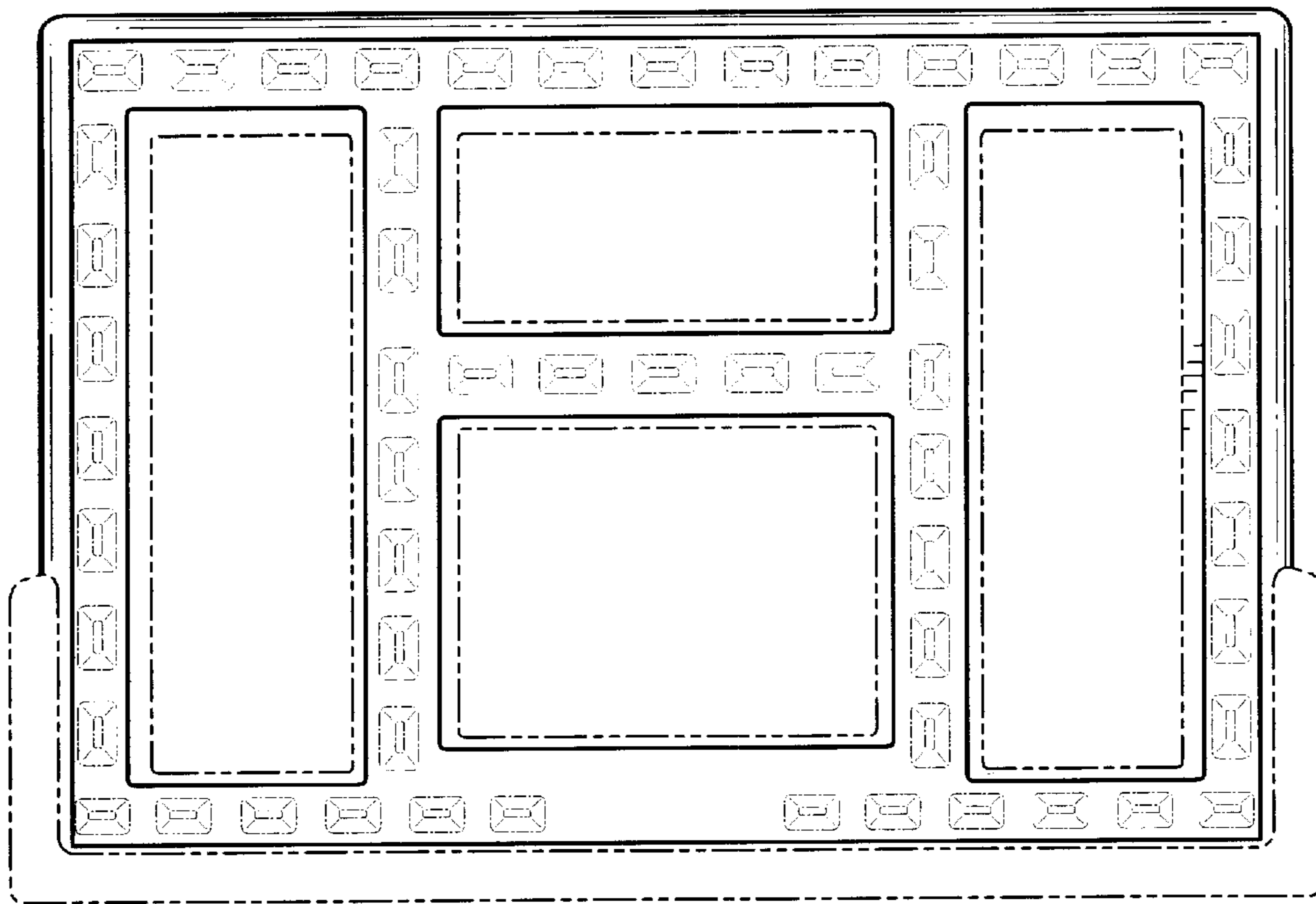


Fig. 3



Fig. 4



Fig. 5




Fig. 6

UNITED STATES PATENT AND TRADEMARK OFFICE
CERTIFICATE OF CORRECTION

PATENT NO. : Des. 484, 933 S
DATED : January 6, 2004
INVENTOR(S) : Carl R. Stanford and Robert A. Astle

Page 1 of 1

It is certified that error appears in the above-identified patent and that said Letters Patent is hereby corrected as shown below:

Title page,

Item [56], **References Cited**, U.S. PATENT DOCUMENTS, change "C" to
-- Catherine A. --

Item [57], **DESCRIPTION**,
Line 7, after "and" delete ","

Line 8, after "FIG 6 is a" change "bottom" to -- top --

Signed and Sealed this

Twenty-fifth Day of May, 2004

A handwritten signature in black ink that reads "Jon W. Dudas". The signature is written in a cursive style with a large, looped initial "J".

JON W. DUDAS
Acting Director of the United States Patent and Trademark Office