



US00D484925S

(12) **United States Design Patent**  
**Tilbor et al.**

(10) **Patent No.:** **US D484,925 S**

(45) **Date of Patent:** **\*\* Jan. 6, 2004**

(54) **REMOTE CONTROL**

(75) **Inventors:** **Neil Tilbor**, New Smyrna Beach, FL (US); **Michael G. Hetman**, New Smyrna Beach, FL (US)

(73) **Assignee:** **Leynian Ltd. Co.**, New Smyrna Beach, FL (US)

(\*\*) **Term:** **14 Years**

(21) **Appl. No.:** **29/162,043**

(22) **Filed:** **Jun. 10, 2002**

(51) **LOC (7) Cl.** ..... **21-01**

(52) **U.S. Cl.** ..... **D21/566; D14/138; D14/218**

(58) **Field of Search** ..... D14/137, 138, D14/218, 147-148, 247-248, 144, 399, 400, 341-347; 379/433.01-433.13, 419, 434, 428.01-428.04, 420.01-420.04, 440; D13/168; 455/550.1-90.3; D21/517, 566

(56) **References Cited**

**U.S. PATENT DOCUMENTS**

D292,706 S	*	11/1987	Fischer	.....	D14/345
D300,030 S	*	2/1989	Barrett et al.	.....	D14/218
D317,483 S	*	6/1991	Wiggs et al.	.....	D21/517
D319,430 S	*	8/1991	Cheng	.....	D13/168
D321,865 S	*	11/1991	Derocher	.....	D14/345
D348,653 S	*	7/1994	Cheng	.....	D13/168
5,334,075 A	*	8/1994	Kakizaki et al.	.....	446/438
5,334,076 A	*	8/1994	Shinozuka	.....	446/456
D370,213 S	*	5/1996	Iwamoto et al.	.....	D14/387
D382,051 S	*	8/1997	Doppes	.....	D23/367
5,689,824 A	*	11/1997	Nagai	.....	455/575.3
D389,814 S	*	1/1998	Iwamoto et al.	.....	D14/345
5,749,547 A	*	5/1998	Young et al.	.....	246/4
D405,081 S	*	2/1999	Nagele et al.	.....	D14/138
D408,030 S	*	4/1999	Richards et al.	.....	D14/138
D408,402 S	*	4/1999	Shimelfarb et al.	.....	D14/138

D418,504 S	*	1/2000	Frye et al.	.....	D14/138
D430,566 S	*	9/2000	Chu et al.	.....	D14/345
6,141,540 A	*	10/2000	Richards et al.	.....	455/575.3
D436,933 S	*	1/2001	Armstrong	.....	D13/168
D438,184 S	*	2/2001	Suzuki et al.	.....	D14/138
D443,865 S	*	6/2001	Kim	.....	D14/138
D450,046 S	*	11/2001	Chun	.....	D14/138
D450,307 S	*	11/2001	Xu et al.	.....	D14/138
D451,485 S	*	12/2001	Moss	.....	D14/138
D454,848 S	*	3/2002	Bumgardner	.....	D14/138
D455,135 S	*	4/2002	Hyun	.....	D14/138
D468,371 S	*	1/2003	So	.....	D21/566
D475,358 S	*	6/2003	Wang et al.	.....	D14/138
2001/0010993 A1	*	8/2001	Maleika	.....	455/456
2002/0006809 A1	*	1/2002	Kubo et al.	.....	455/573.3
2002/0013159 A1	*	1/2002	Takahashi et al.	.....	455/575.7
2002/0077028 A1	*	6/2002	Nishimoto	.....	446/484

\* cited by examiner

*Primary Examiner*—Jeffrey Asch

(74) *Attorney, Agent, or Firm*—Keusey, Tutunjian & Bitetto, P.C.

(57) **CLAIM**

The ornamental design for a remote control, as shown and described.

**DESCRIPTION**

FIG. 1 is a perspective view of the remote control for radio controlled vehicles in an open position showing our new design;

FIG. 2 is a perspective view of the remote control in a closed position showing our new design;

FIG. 3 is a top view of the remote control shown in FIG. 1;

FIG. 4 is right side view thereof;

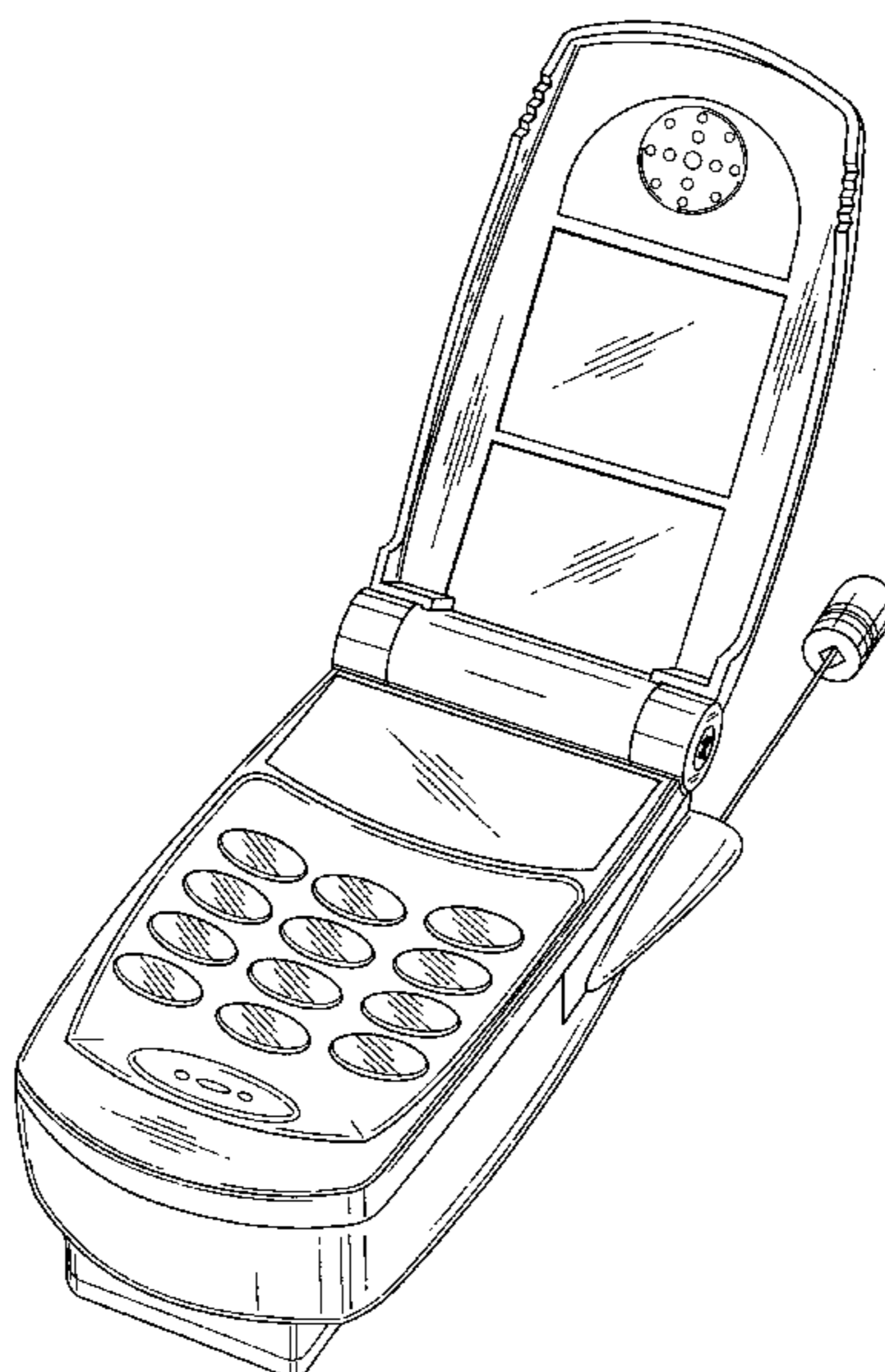
FIG. 5 is a bottom view thereof;

FIG. 6 is a left side view thereof;

FIG. 7 is a front edge view thereof; and,

FIG. 8 is a rear edge view thereof.

**1 Claim, 5 Drawing Sheets**



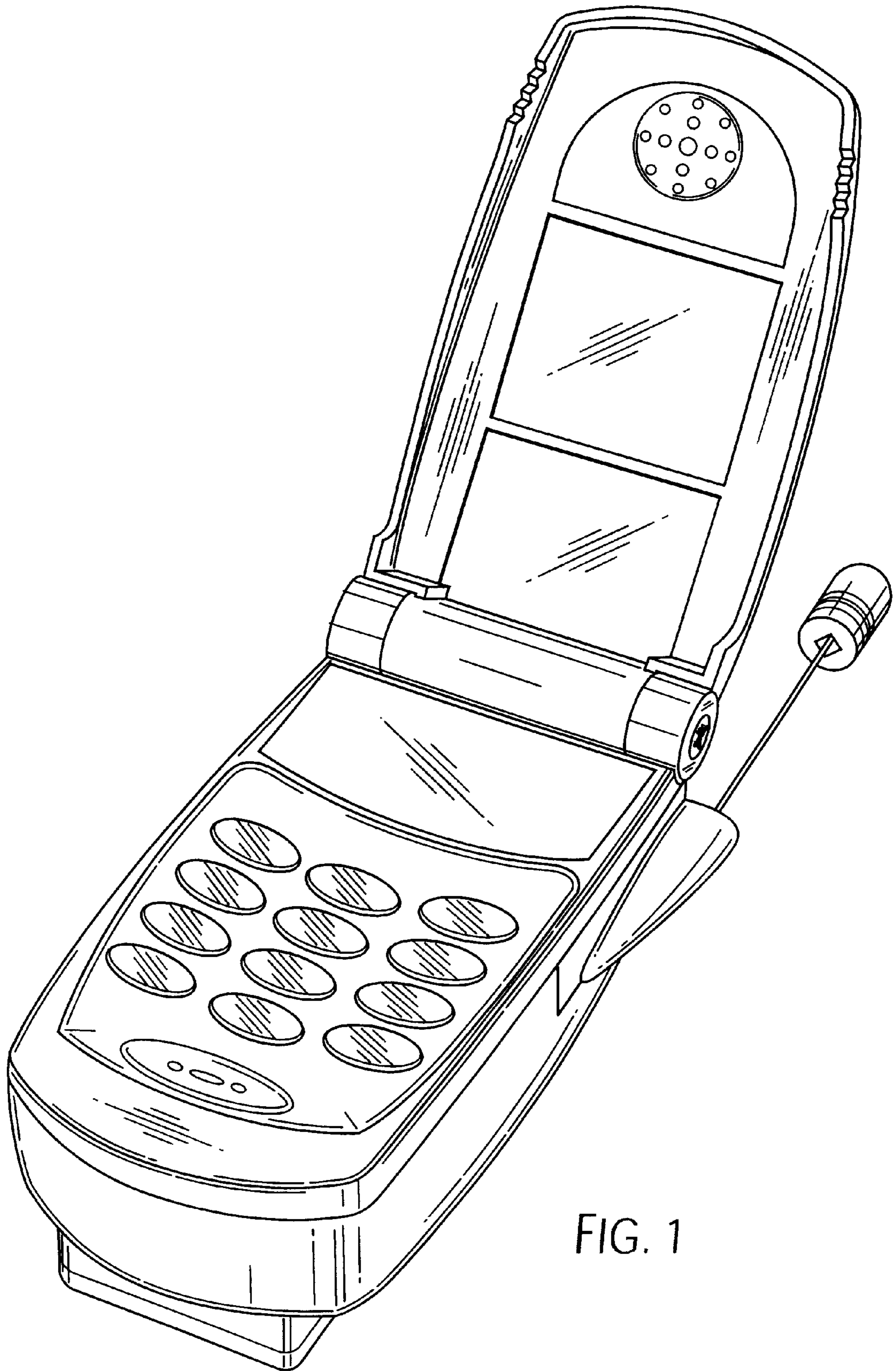


FIG. 1

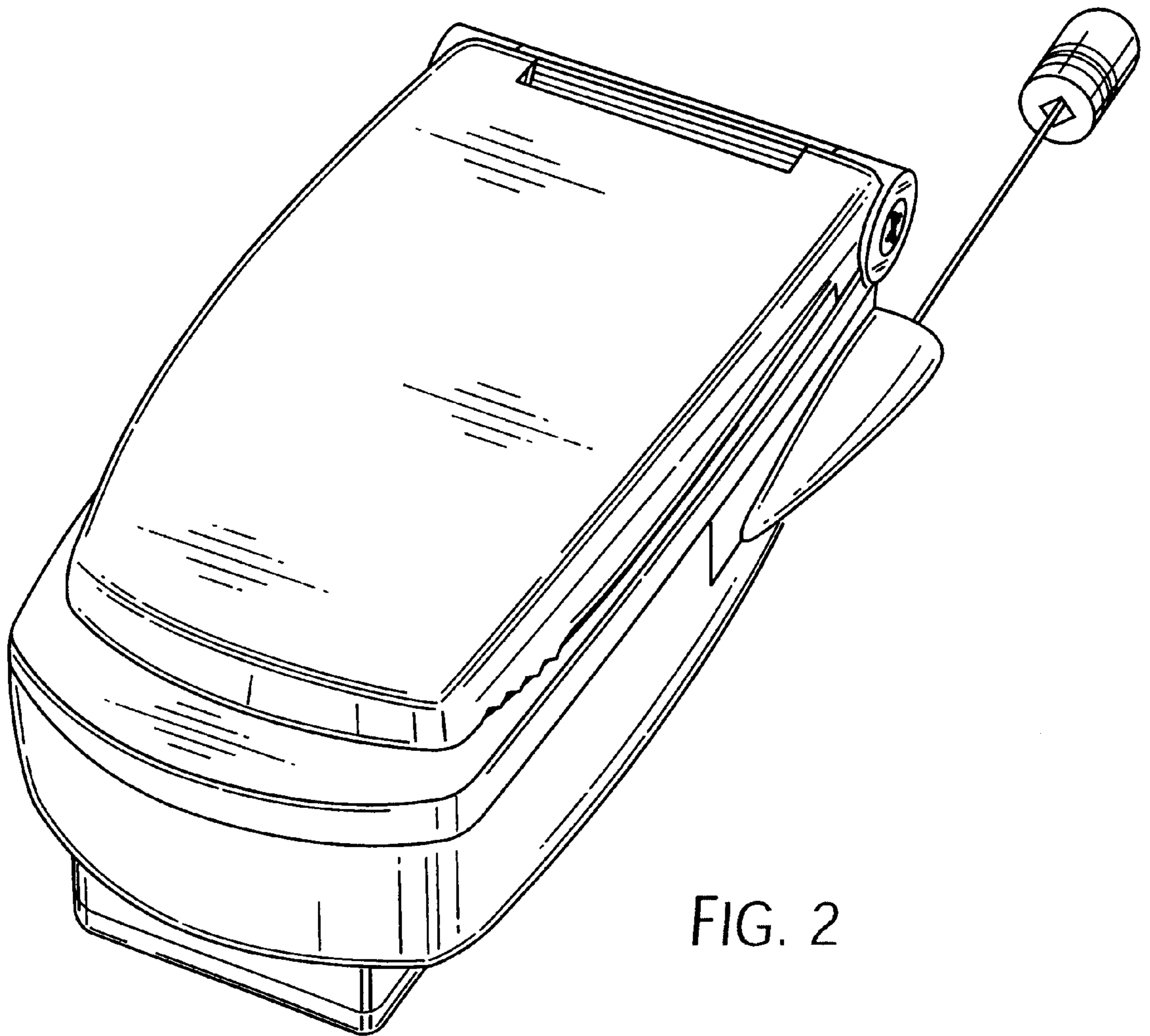


FIG. 2

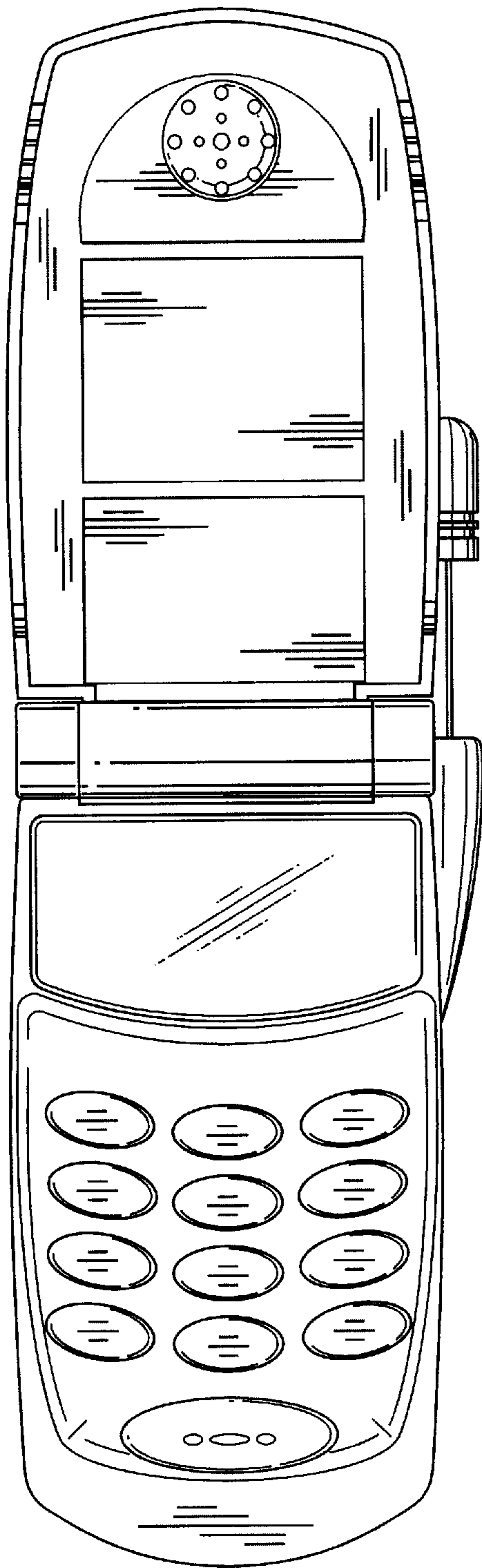


FIG. 3

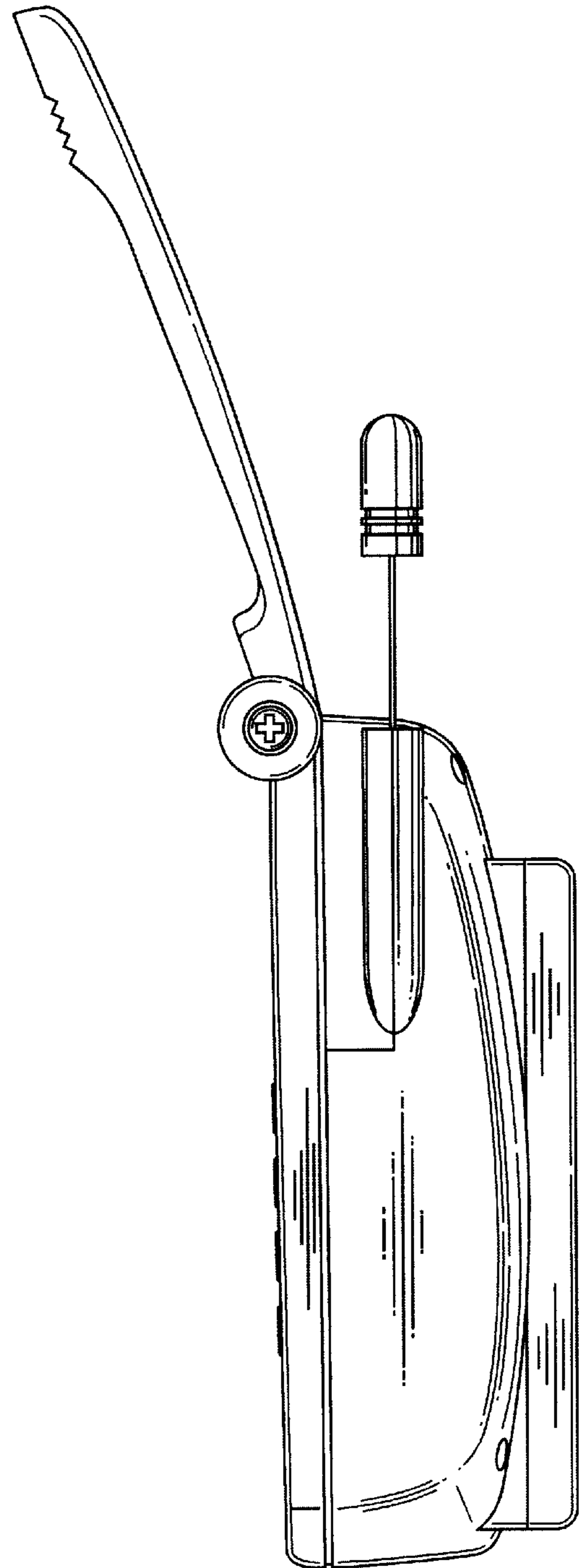


FIG. 4




FIG. 5

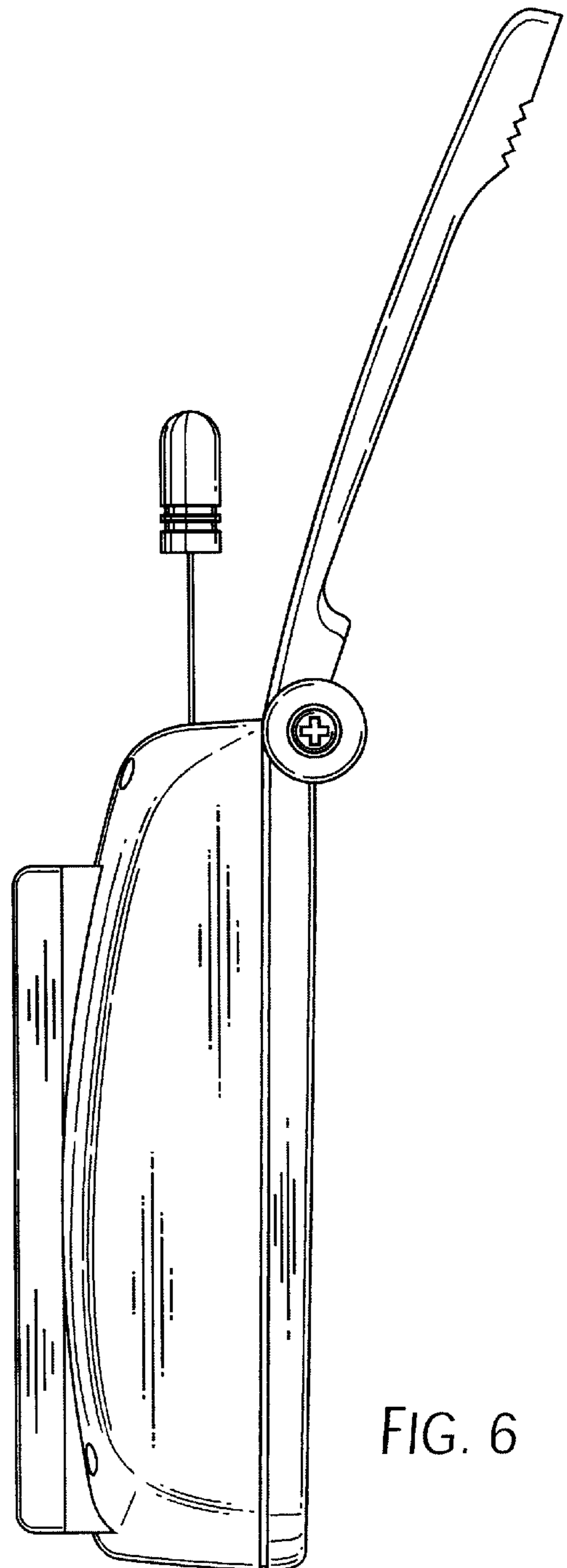


FIG. 6

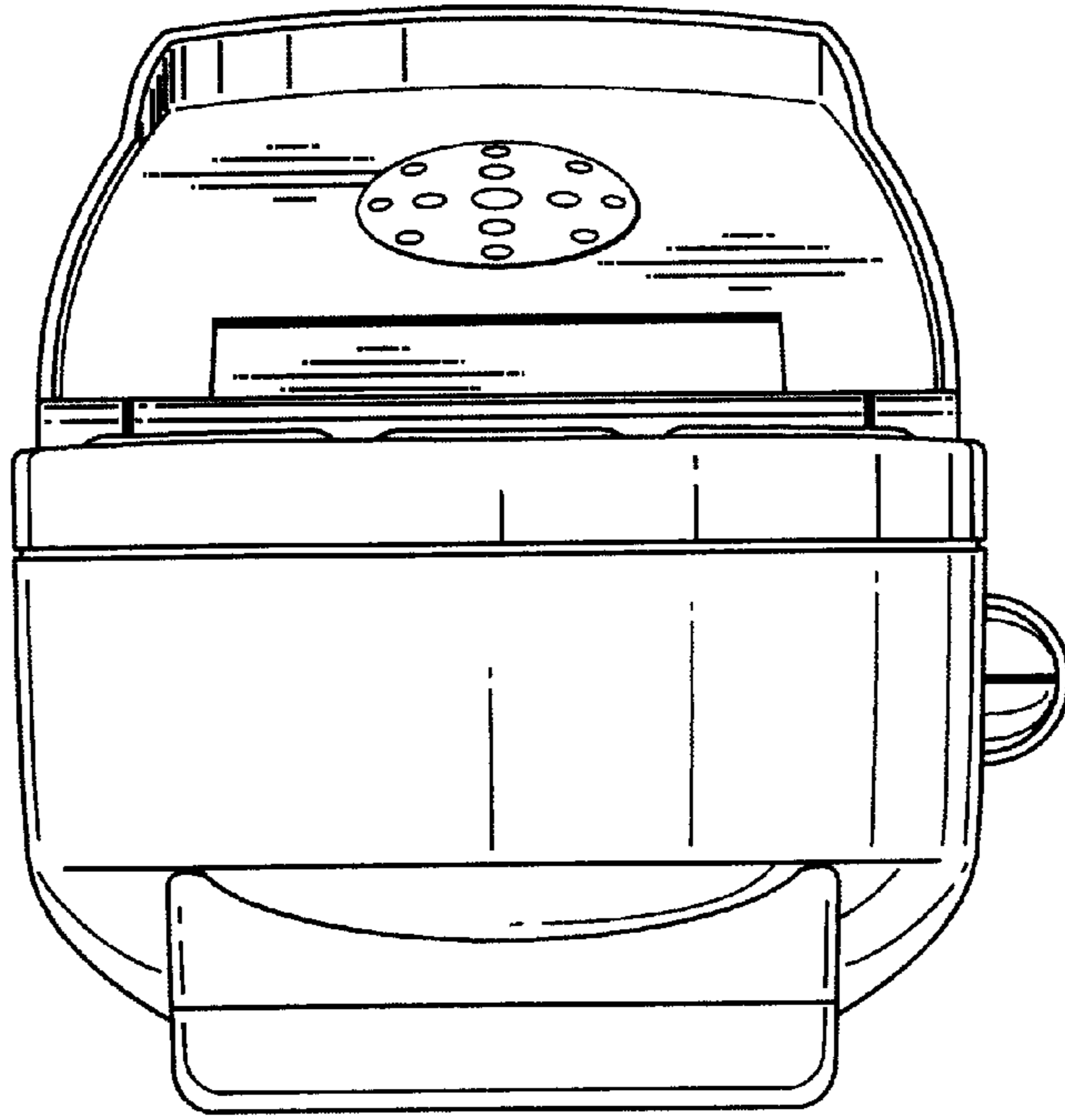


FIG. 7

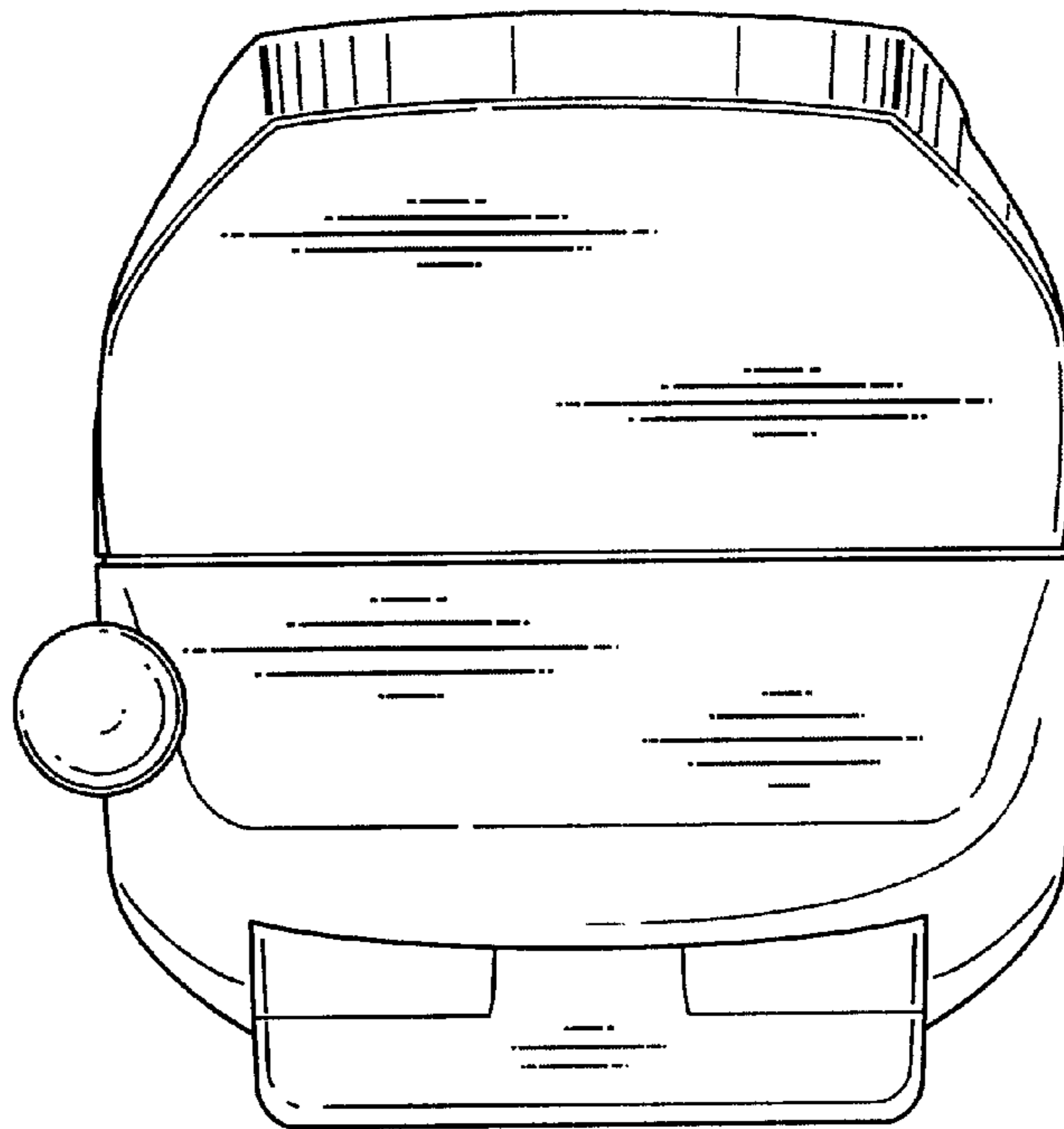


FIG. 8