



US00D484919S

(12) **United States Design Patent**  
**Campos**

(10) **Patent No.:** **US D484,919 S**

(45) **Date of Patent:** **\*\* Jan. 6, 2004**

(54) **GAME BOARD**

(76) Inventor: **Bernardo Francisco Campos**, Rua Frederico Welwichia 452°C, Bairro Maculusso Ingombota, (Luanda) (AO)

(\*\*) Term: **14 Years**

(21) Appl. No.: **29/161,613**

(22) Filed: **Jun. 3, 2002**

(30) **Foreign Application Priority Data**

Dec. 4, 2001 (ZA) ..... A2001/1266

(51) **LOC (7) Cl.** ..... **21-01**

(52) **U.S. Cl.** ..... **D21/335; D21/342**

(58) **Field of Search** ..... D21/334-368, D21/372-373, 385, 392-394; 273/148 R, 236-285; D15/90; D3/294; D9/341, 426; D7/611

(56) **References Cited**

**U.S. PATENT DOCUMENTS**

2,162,162	A	*	6/1939	DeMurguiondo	.....	D15/90
D135,930	S	*	6/1943	Cobb	.....	D21/342
D160,848	S	*	11/1950	Ernster	.....	D7/611
D162,742	S	*	4/1951	Lorenzana et al.	.....	D21/342
2,704,927	A	*	3/1955	Carrell	.....	D15/90
3,462,150	A	*	8/1969	Eriksson	.....	273/258
D264,357	S	*	5/1982	Martin	.....	D21/335
D270,170	S	*	8/1983	Shoptaugh	.....	D21/342
5,184,829	A	*	2/1993	Njaka	.....	273/242
D368,414	S	*	4/1996	VanHalteren et al.	.....	D7/675

**OTHER PUBLICATIONS**

1989 World Wide Games Catalog, p. 4, Adi game board.\*  
Spilsbury Puzzle Company Catalog, Back cover, Folding Travel Mancala.\*  
www.gamemuseum.uwaterloo.ca website. Omweso game, posted Nov. 6, 2001.\*  
www.tradgames.org.uk website. Mancala gameboards, copyright 1997.\*

\* cited by examiner

*Primary Examiner*—Sandra L. Morris

(74) *Attorney, Agent, or Firm*—Kirschstein, et al.

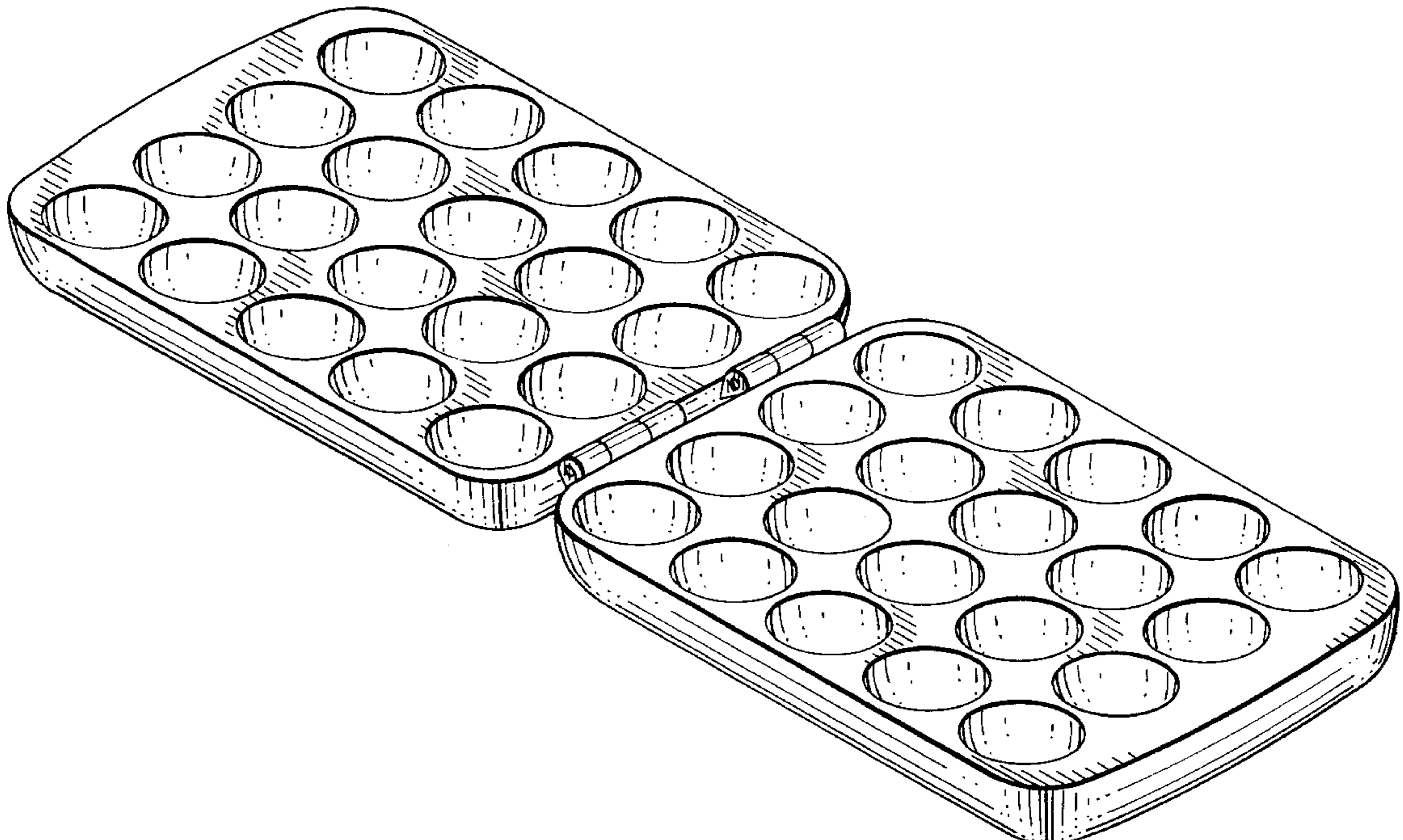
(57) **CLAIM**

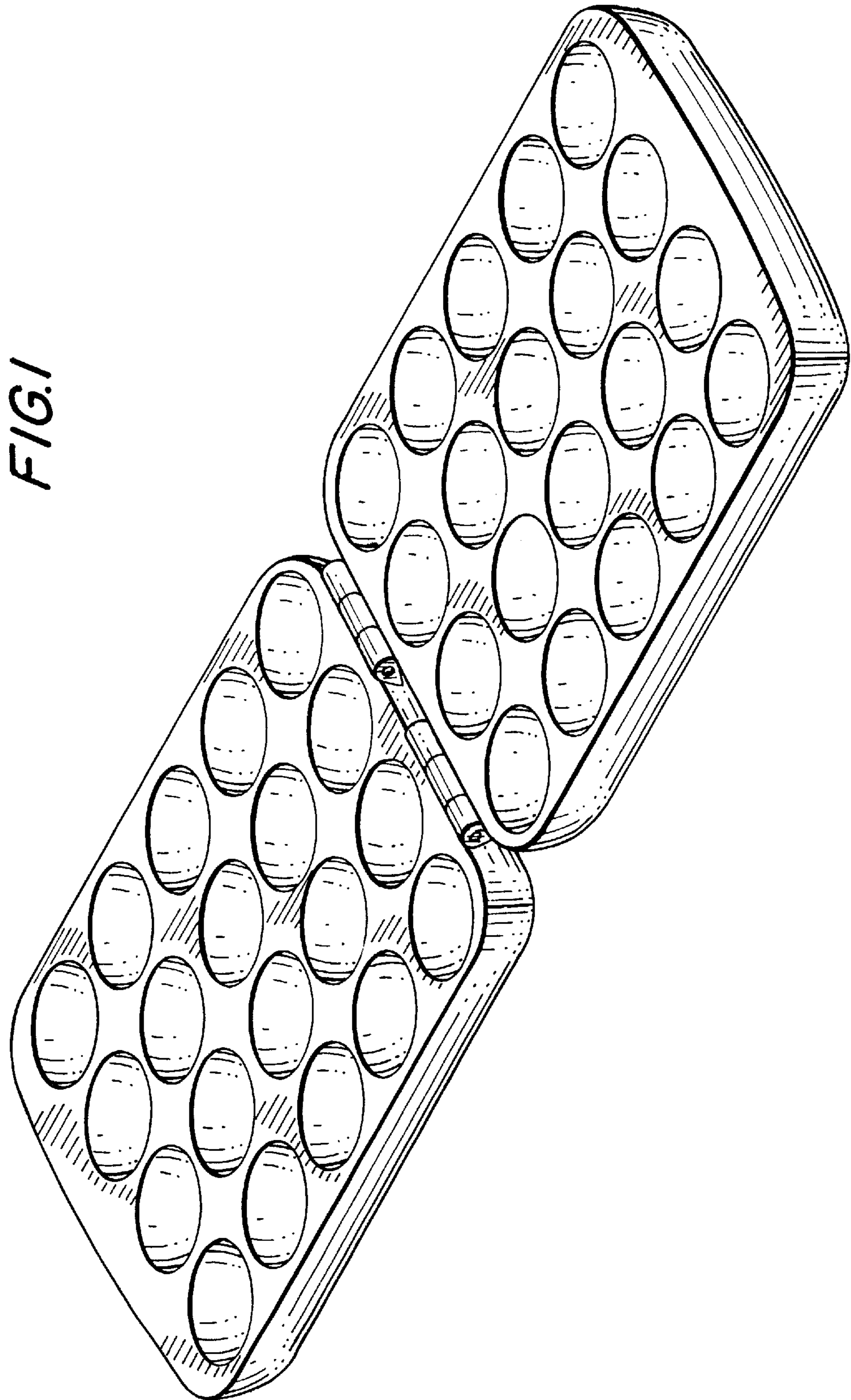
The ornamental design for a game board, as shown and described.

**DESCRIPTION**

FIG. 1 is a perspective view of a game board in an open state in accordance with the design of my invention;  
FIG. 2 is a top plan view thereof;  
FIG. 3 is a side elevational view thereof, both side views being identical;  
FIG. 4 is an end elevational view thereof, both end views being identical;  
FIG. 5 is a bottom plan view thereof;  
FIG. 6 is a perspective view of the game board of FIG. 1 in a closed state;  
FIG. 7 is a front elevational view thereof;  
FIG. 8 is a side elevational view thereof, both side views being identical; and,  
FIG. 9 is a rear elevational view thereof.

**1 Claim, 4 Drawing Sheets**





*FIG. 1*

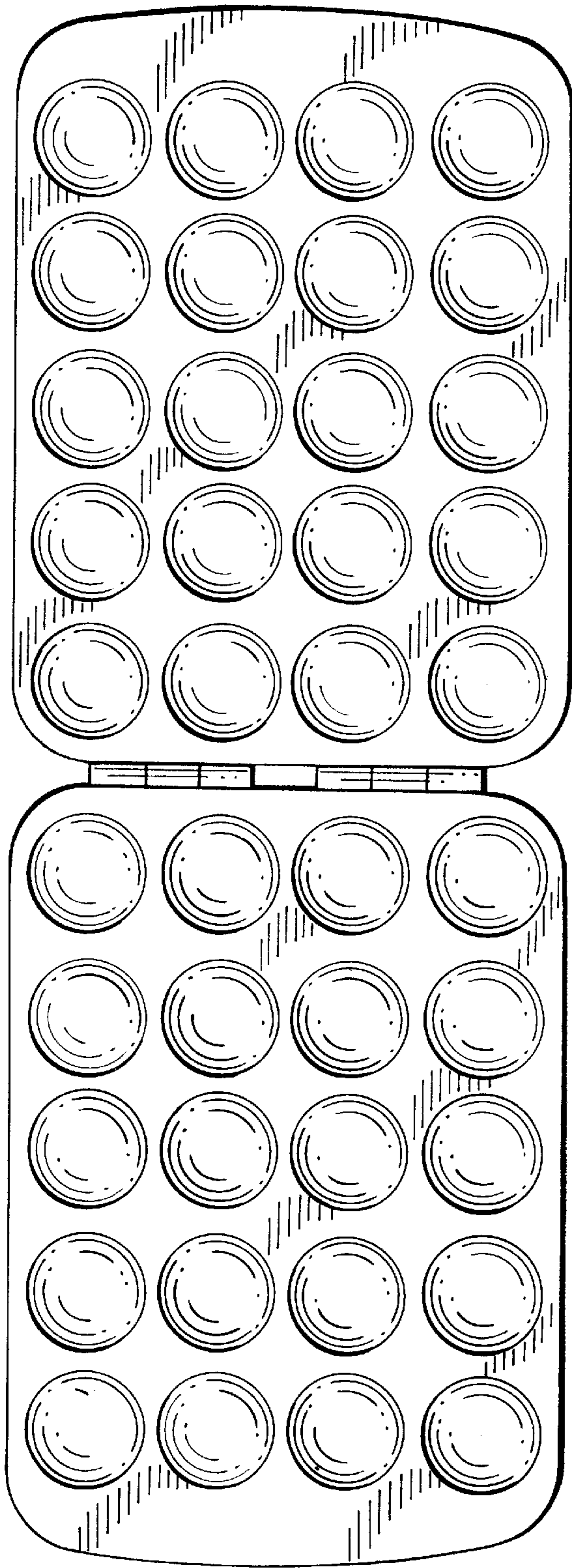


FIG. 2




FIG. 3

FIG.4

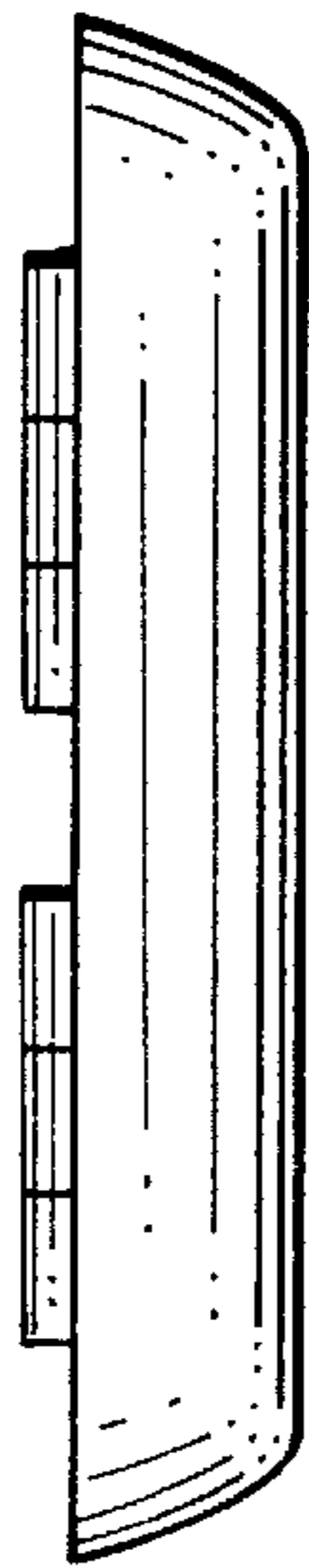


FIG.5

