



US00D484912S

(12) **United States Design Patent**  
**Briggl**

(10) **Patent No.:** **US D484,912 S**

(45) **Date of Patent:** **\*\* Jan. 6, 2004**

(54) **WRITING UTENSIL GRIP PORTION**

D469,467 S \* 1/2003 Briggl ..... D19/51

(75) Inventor: **Hariolf Briggl**, Boebingen (DE)

(73) Assignee: **Merz & Krell GmbH & Co KGaA**  
(DE)

(\*\*) Term: **14 Years**

(21) Appl. No.: **29/167,454**

(22) Filed: **Sep. 16, 2002**

**Related U.S. Application Data**

(62) Division of application No. 29/149,728, filed on Oct. 17, 2001, now Pat. No. Des. 469,467.

(30) **Foreign Application Priority Data**

Apr. 17, 2001 (DE) ..... 4 01 03 833

(51) **LOC (7) Cl.** ..... **19-06**

(52) **U.S. Cl.** ..... **D19/55; D19/47; D19/51**

(58) **Field of Search** ..... D19/35, 36, 41-51,  
D19/53-55, 56-58, 81-85; 401/6, 7, 88,  
99, 100, 103-106, 107-110, 111-117, 209

(56) **References Cited**

**U.S. PATENT DOCUMENTS**

- D46,588 S \* 10/1914 Boman ..... D19/55
- D110,810 S \* 8/1938 Kahn ..... D19/49
- 2,569,286 A \* 9/1951 Bunker ..... D19/55 X
- D418,163 S \* 12/1999 Rosen ..... D19/51
- D425,559 S \* 5/2000 Beneyto ..... D19/51
- D433,704 S \* 11/2000 Kouda ..... D19/49
- D438,903 S \* 3/2001 Rosenbaum ..... D19/55
- D443,896 S \* 6/2001 Briggl et al. .... D19/49
- D460,112 S \* 7/2002 Keda ..... D19/51
- 6,464,419 B1 \* 10/2002 Chan ..... 401/131

**FOREIGN PATENT DOCUMENTS**

DE	M 9410036.5	6/1905
DE	M 9202469.6	9/1992
DE	M 9805464	3/1999
DE	49808403	4/1999
DE	49809140	4/1999
DE	49809177	4/1999
JP	897479	2/1994
JP	2238	6/1995
JP	978423	6/1997
JP	K 19980979	11/1998

**OTHER PUBLICATIONS**

Taiwan Gift Buyers' Guide from Autumn 2000.  
Inoxcrom Catalog from Jan. 2001, "Iris" model.  
Step Pen Catalogue from Jan. 2001, "Surf" and "Trophy"  
models.  
Lecce Pen Catalogue from Jan. 2001.

\* cited by examiner

*Primary Examiner*—Martie K. Holtje

(74) *Attorney, Agent, or Firm*—Hunton & Williams LLP

(57) **CLAIM**

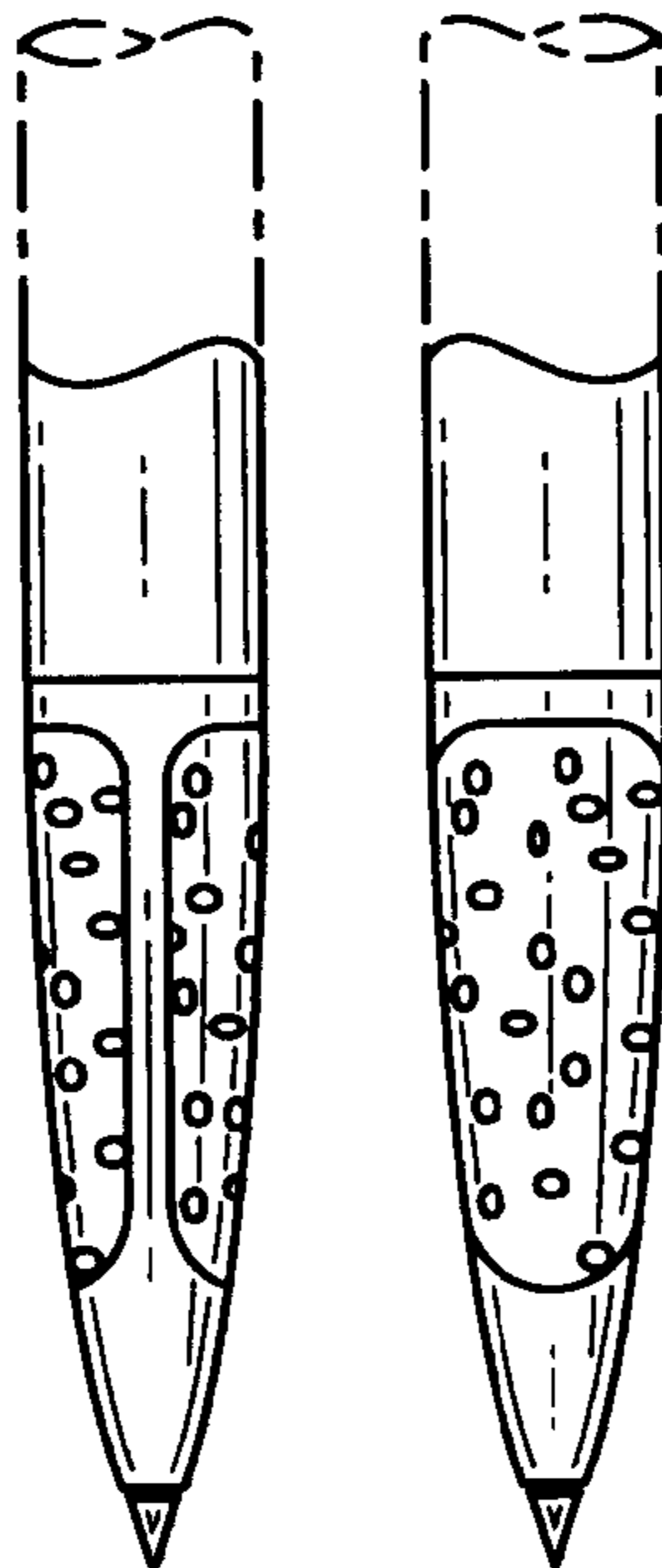
The ornamental design for the writing utensil grip portion,  
as shown and described.

**DESCRIPTION**

FIG. 1 is a side elevational view of a writing utensil grip  
portion showing my new design; and,  
FIG. 2 is a front elevational view thereof.

The portions depicted by means of broken lines have been  
shown for illustrative purposes only and form no part of the  
claimed design.

**1 Claim, 1 Drawing Sheet**






FIG. 1

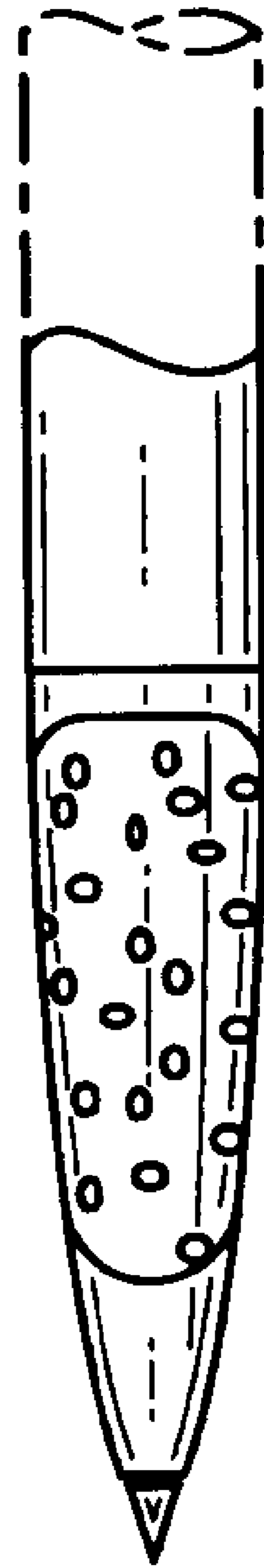


FIG. 2