



US00D484882S

(12) **United States Design Patent**
Wu

(10) **Patent No.:** **US D484,882 S**

(45) **Date of Patent:** **** Jan. 6, 2004**

(54) **OPTICAL MOUSE**

D460,071 S * 7/2002 Sheehan et al. D14/402
D471,198 S * 3/2003 Guo et al. D14/402

(75) Inventor: **Shou-Lun Wu**, Taipei (TW)

* cited by examiner

(73) Assignee: **Loyalty Founder Enterprise Co., Ltd.**,
Tao Yuan Hsien (TW)

Primary Examiner—Kay H. Chin

(74) *Attorney, Agent, or Firm*—Rosenberg, Klein & Lee

(**) Term: **14 Years**

(57) **CLAIM**

(21) Appl. No.: **29/178,437**

The ornamental design for an “optical mouse”, as shown and described.

(22) Filed: **Mar. 27, 2003**

DESCRIPTION

(51) **LOC (7) Cl.** **14-02**

(52) **U.S. Cl.** **D14/407**

(58) **Field of Search** D14/402–410;
345/156–167; 200/5 R, 5 A, 6 R, 6 A;
273/148 B; 74/471 XY; 463/36, 37, 38


FIG. 1 is a perspective view of an “optical mouse” showing my new design;
FIG. 2 is a front view thereof;
FIG. 3 is a rear view thereof;
FIG. 4 is a left side view thereof;
FIG. 5 is a right side view thereof;
FIG. 6 is a top view thereof; and,
FIG. 7 is a bottom view thereof.

(56) **References Cited**

U.S. PATENT DOCUMENTS

D340,924 S * 11/1993 Tso D14/407
D380,463 S * 7/1997 Wu D14/407

1 Claim, 5 Drawing Sheets






FIG. 1




FIG. 2

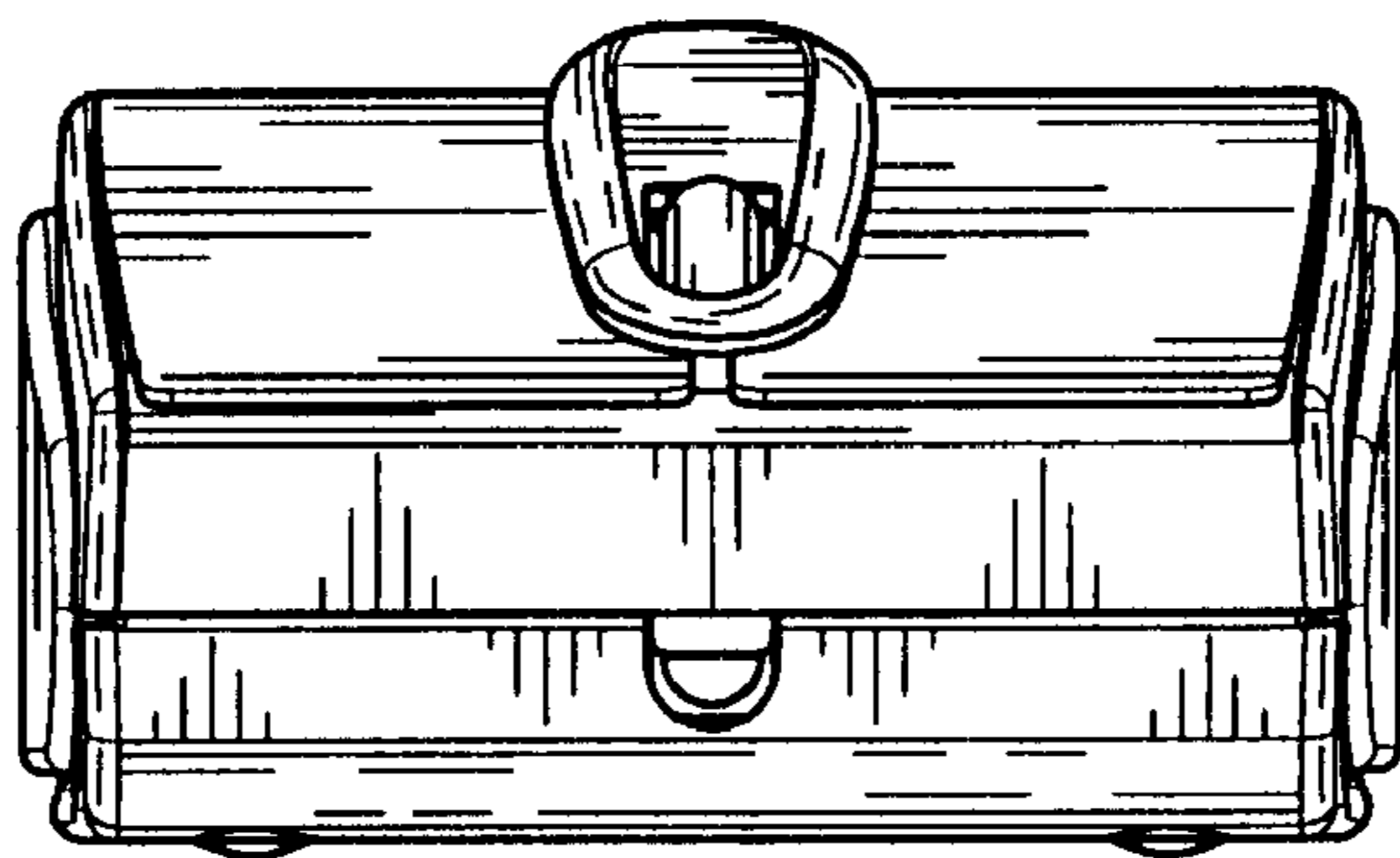


FIG. 3




FIG. 4

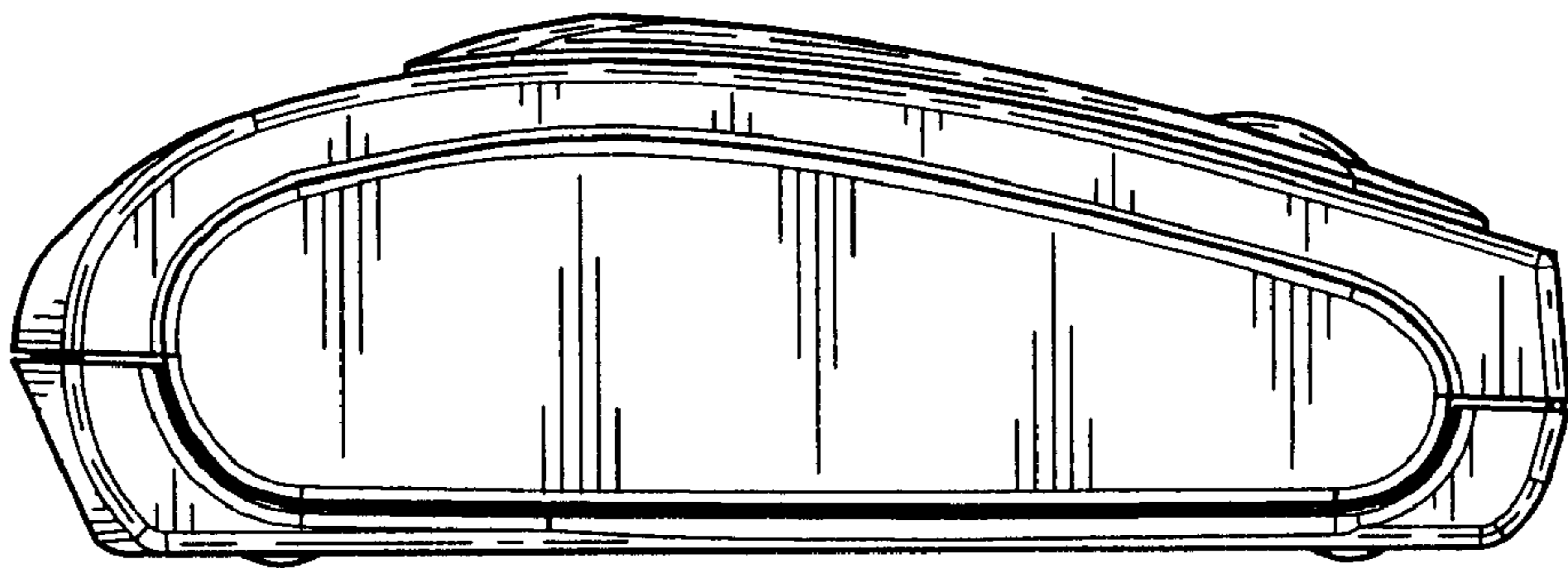


FIG. 5

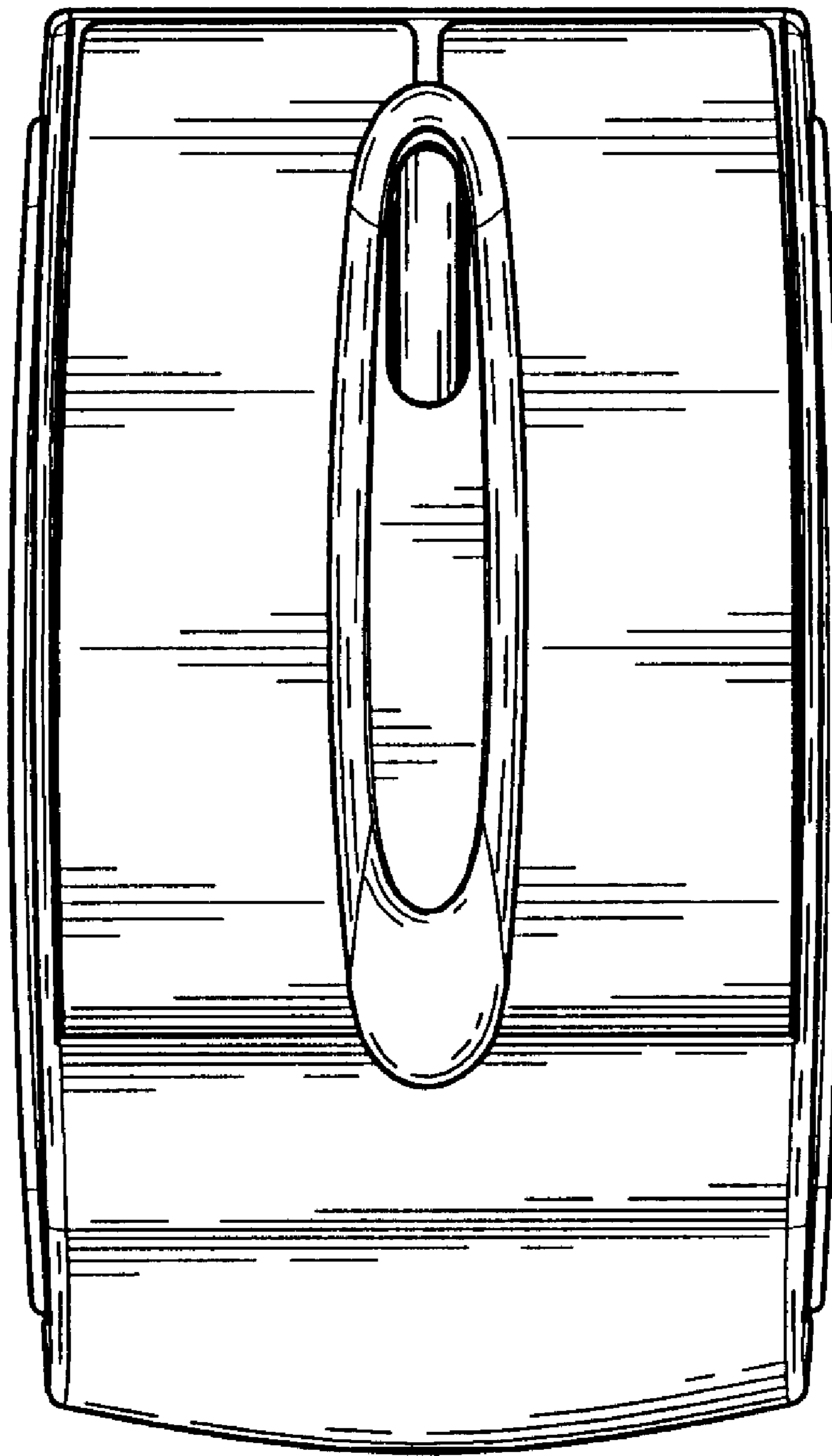


FIG. 6

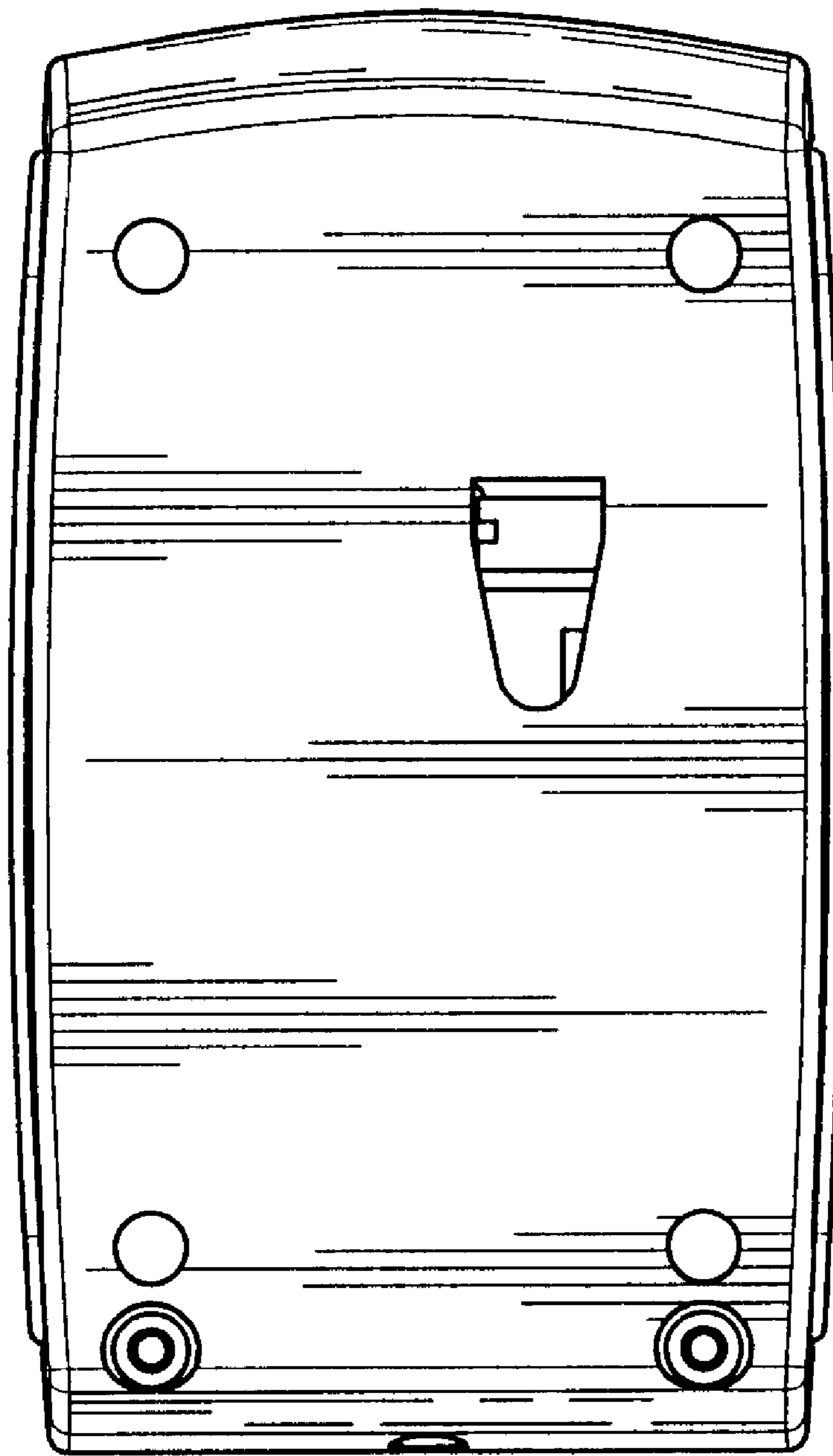


FIG. 7