



US00D484878S

(12) **United States Design Patent**
Wightman et al.

(10) **Patent No.:** **US D484,878 S**
(45) **Date of Patent:** **** Jan. 6, 2004**

(54) **PORTABLE MESSAGING DEVICE**

D416,256 S * 11/1999 Griffin et al. D14/191
D464,346 S * 10/2002 Tischer D14/345

(75) Inventors: **James Christopher Wightman**,
Livingston, NJ (US); **Michael Philip
Zambelli**, Basking Ridge, NJ (US);
Stephen Gerard Miggels, Wyckoff, NJ
(US)

FOREIGN PATENT DOCUMENTS

CN 00300734.0 * 3/2001

* cited by examiner

(73) Assignee: **Complete Communication Solutions
Limited (VG)**

Primary Examiner—Freda Nunn

(74) *Attorney, Agent, or Firm*—Moser, Patterson &
Sheridan, LLP

(**) Term: **14 Years**

(21) Appl. No.: **29/170,213**

(57) **CLAIM**

(22) Filed: **Nov. 1, 2002**

We claim the ornamental design for the portable messaging
device, as shown and described.

(51) **LOC (7) Cl.** **14-02**

(52) **U.S. Cl.** **D14/346**

(58) **Field of Search** D14/341-346,
D14/191; D18/1, 2, 7; 235/145 A, 145 R;
345/156, 168, 169, 172, 173, 87; 341/22,
23; 349/12; 361/680-686

DESCRIPTION

FIG. 1 is a front view a portable messaging device showing
our new design;

FIG. 2 is a top view thereof;

FIG. 3 is a side view thereof; and,


FIG. 4 is an orthogonal view thereof.

(56) **References Cited**

U.S. PATENT DOCUMENTS

D367,043 S * 2/1996 Ross et al. D14/346

1 Claim, 3 Drawing Sheets



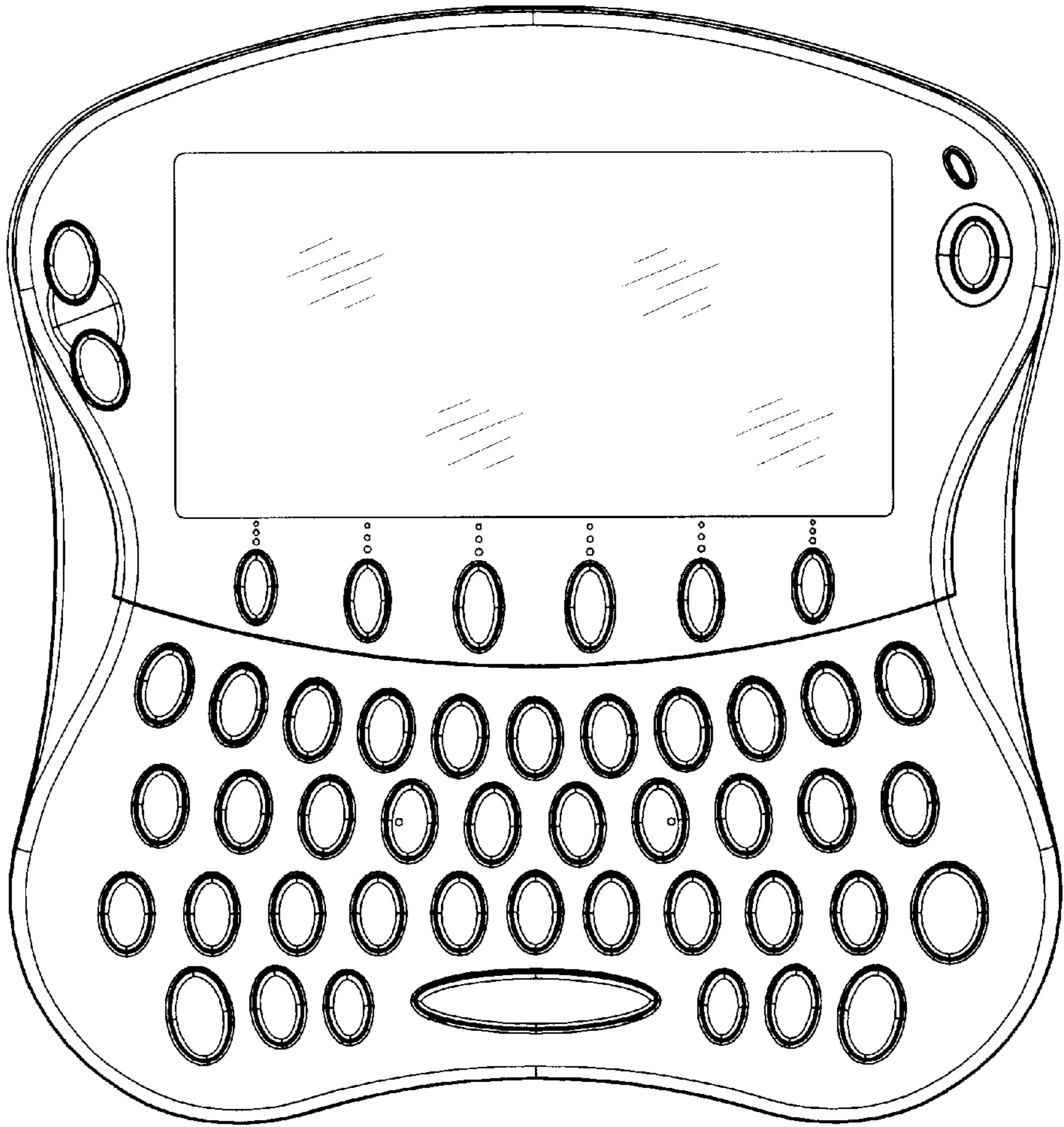


FIG. 1

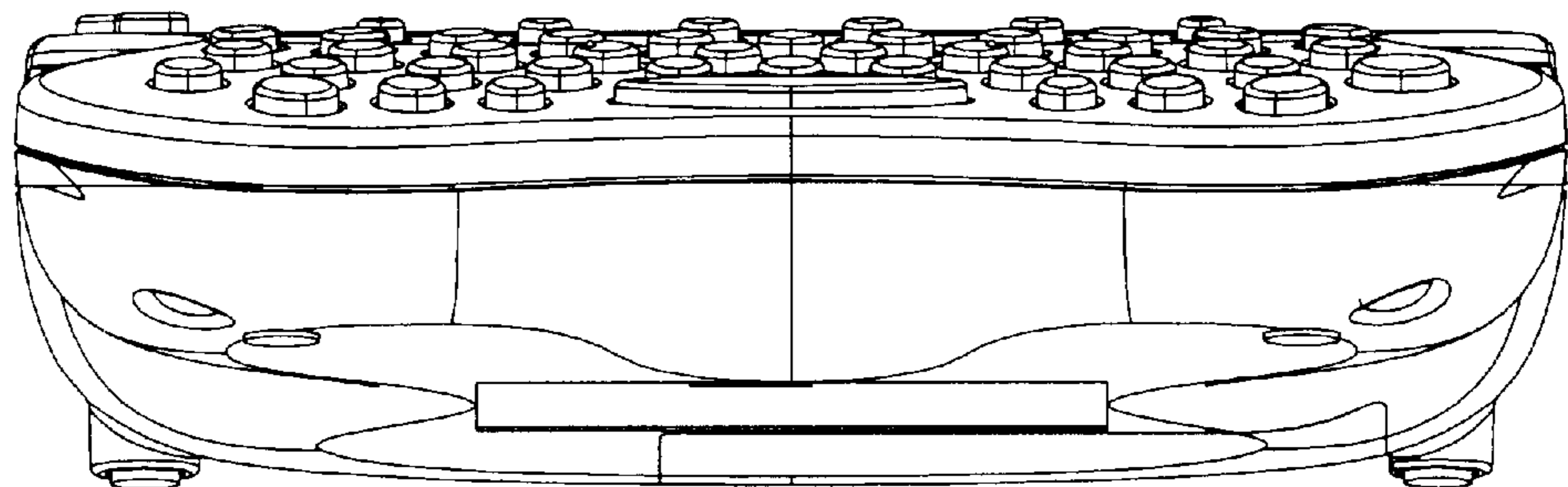


FIG. 2

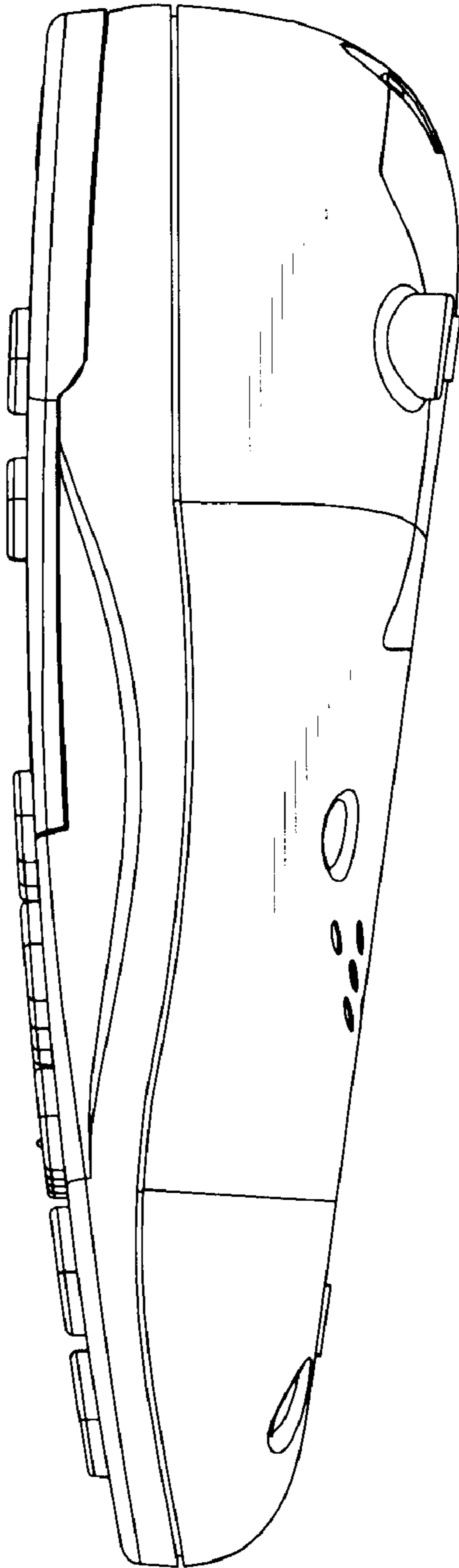


FIG. 3




FIG. 4