



US00D484874S

(12) **United States Design Patent**
Chang et al.

(10) **Patent No.: US D484,874 S**
(45) **Date of Patent: ** Jan. 6, 2004**

(54) **PHONE CASE**

(75) Inventors: **Bobby Chang**, Millbrae, CA (US);
Anthony Held, Burlingame, CA (US);
Joe Sung-Ho Tan, San Mateo, CA
(US); **Markus Diebel**, San Francisco,
CA (US)

(73) Assignee: **Incise Design LLC**, Burlingame, CA
(US)

(**) Term: **14 Years**

(21) Appl. No.: **29/157,293**

(22) Filed: **Mar. 13, 2002**

(51) **LOC (7) Cl. 14-03**

(52) **U.S. Cl. D14/250; D3/218; D14/253**

(58) **Field of Search D14/137, 250,**
D14/138, 218, 147-148, 439-440, 247-248,
432-434, 144, 142, 240, 341-347, 251-253;
379/433.01-433.13, 419, 434, 447, 455,
428.01-428.04, 437, 420.01-420.04, 439,
440, 449-452, 454; 455/550.1-90.3; D6/610;
D3/218, 219; 224/191, 929, 930, 679; 206/320

(56) **References Cited**

U.S. PATENT DOCUMENTS

4,046,295	A	*	9/1977	Eichler	224/242
4,325,142	A	*	4/1982	Nakazawa	455/90.3
D307,673	S	*	5/1990	Brown	D3/218
D312,534	S	*	12/1990	Nelson et al.	D3/228
D317,157	S	*	5/1991	Jondelius	D14/253
D325,471	S	*	4/1992	McCain et al.	D3/226
D329,749	S	*	9/1992	Scheid	D3/218
D337,435	S	*	7/1993	Kaneko et al.	D3/218
5,253,292	A	*	10/1993	Fluder et al.	379/426
D346,494	S	*	5/1994	Graham et al.	D3/218
5,383,091	A	*	1/1995	Snell	361/679
D362,004	S	*	9/1995	Nakano et al.	D14/253
D365,927	S	*	1/1996	Cho	D3/218
D369,903	S	*	5/1996	Tetrault	D3/218
5,542,105	A	*	7/1996	Finch et al.	455/575.1
5,586,704	A	*	12/1996	Alexander et al.	224/605
5,620,120	A	*	4/1997	Tien	224/199
D385,283	S	*	10/1997	Snyder et al.	D14/253

D397,246	S	*	8/1998	Hoofnagle et al.	D3/201
5,822,427	A	*	10/1998	Braitberg et al.	379/454
D401,055	S	*	11/1998	Jayez	D3/218
5,850,954	A	*	12/1998	Dong-Joo	224/197
D405,256	S	*	2/1999	Chacon et al.	D3/218
D420,218	S	*	2/2000	Chen	D3/218
D426,379	S	*	6/2000	Levy et al.	D3/218
D448,762	S	*	10/2001	Powell	D14/250
D451,915	S	*	12/2001	Dalmau	D14/253
D455,899	S	*	4/2002	Gur et al.	D3/218
D459,346	S	*	6/2002	Powell	D14/250
D462,677	S	*	9/2002	Eroma	D14/253
D465,646	S	*	11/2002	Hendrickson	D3/218
D470,840	S	*	2/2003	Skjoth	D14/250
2003/0008624	A1	*	1/2003	Su	455/575.1

OTHER PUBLICATIONS

Nokia—Accessories—Cases/holders, May 22, 2002, Web-
site.

* cited by examiner

Primary Examiner—Jeffrey Asch
(74) *Attorney, Agent, or Firm*—Traskbritt

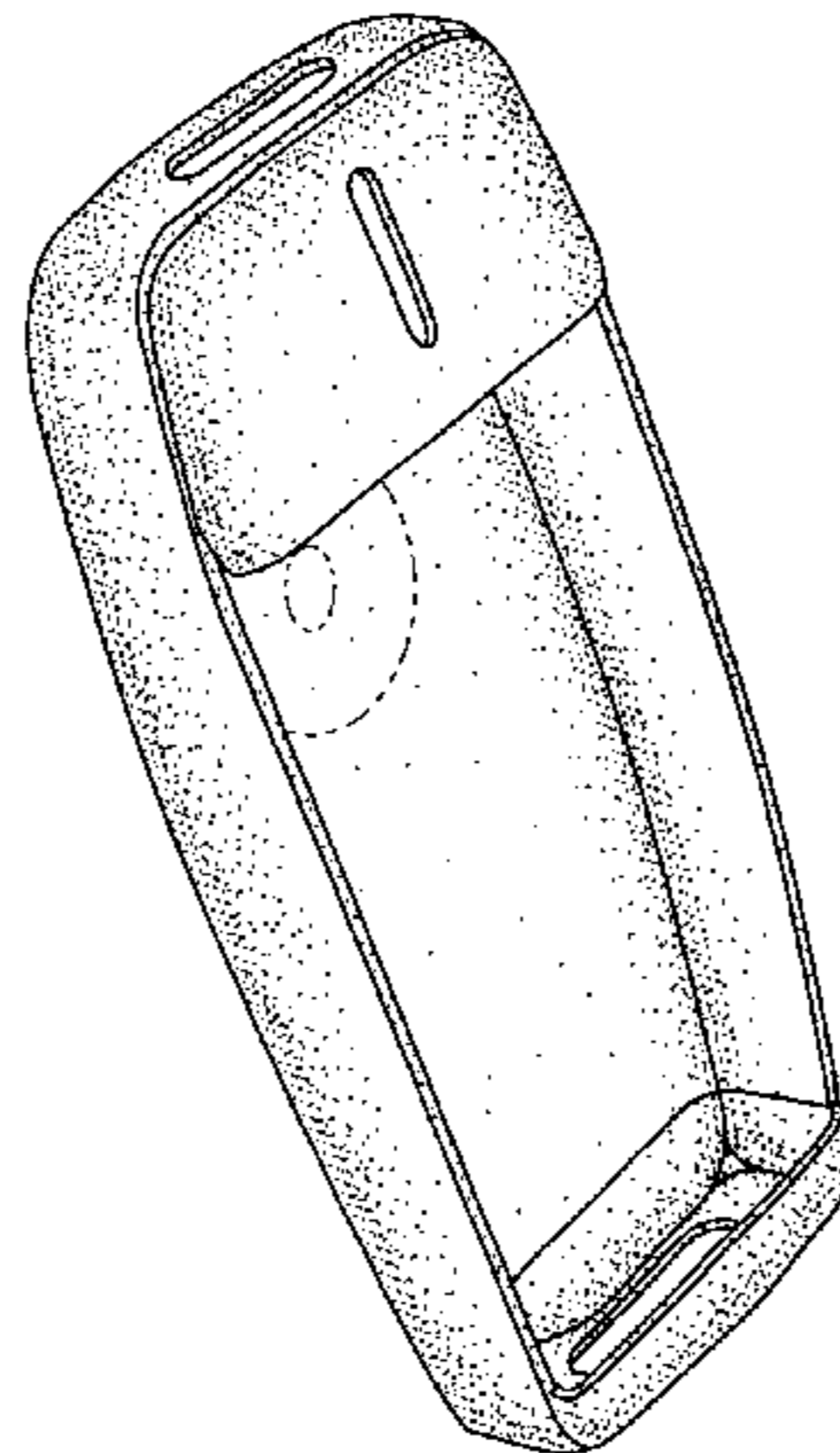
(57) **CLAIM**

The ornamental design for a phone case, as shown and
described.

DESCRIPTION

FIG. 1 is a perspective view of a phone case showing our
new design;
FIG. 2 is a front view of the phone case shown in FIG. 1;
FIG. 3 is a rear view of the phone case shown in FIG. 1;
FIG. 4 is a left side view of the phone case shown in FIG.
1;
FIG. 5 is a right side view of the phone case shown in FIG.
1;
FIG. 6 is a bottom view of the phone case shown in FIG. 1;
and,
FIG. 7 is a top view of the phone case shown in FIG. 1 ;
The uneven broken lines, within the shaded area, represent
an access opening for a phone attachment mechanism and
form no part of the claimed design.

1 Claim, 2 Drawing Sheets



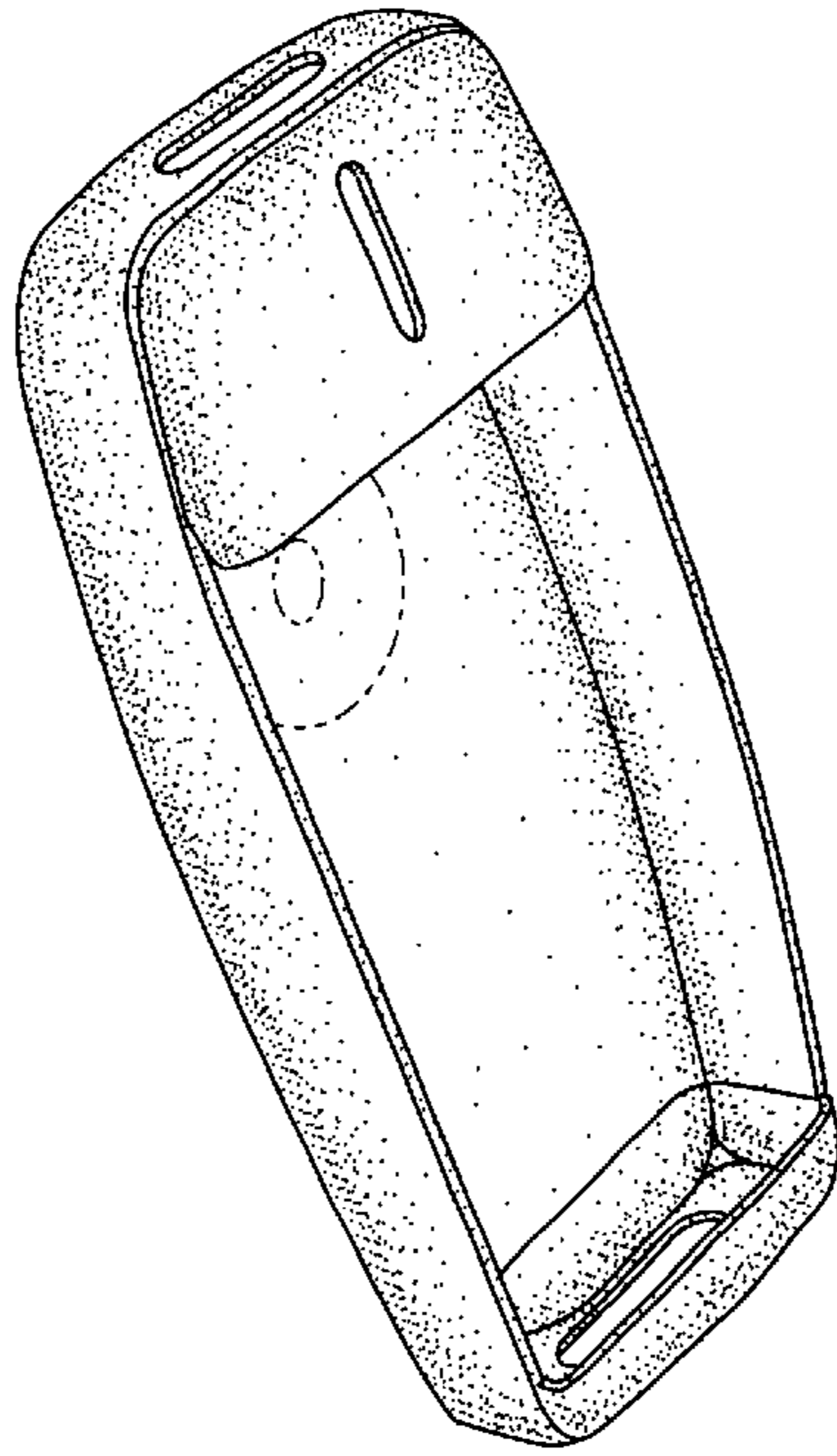


Fig. 1

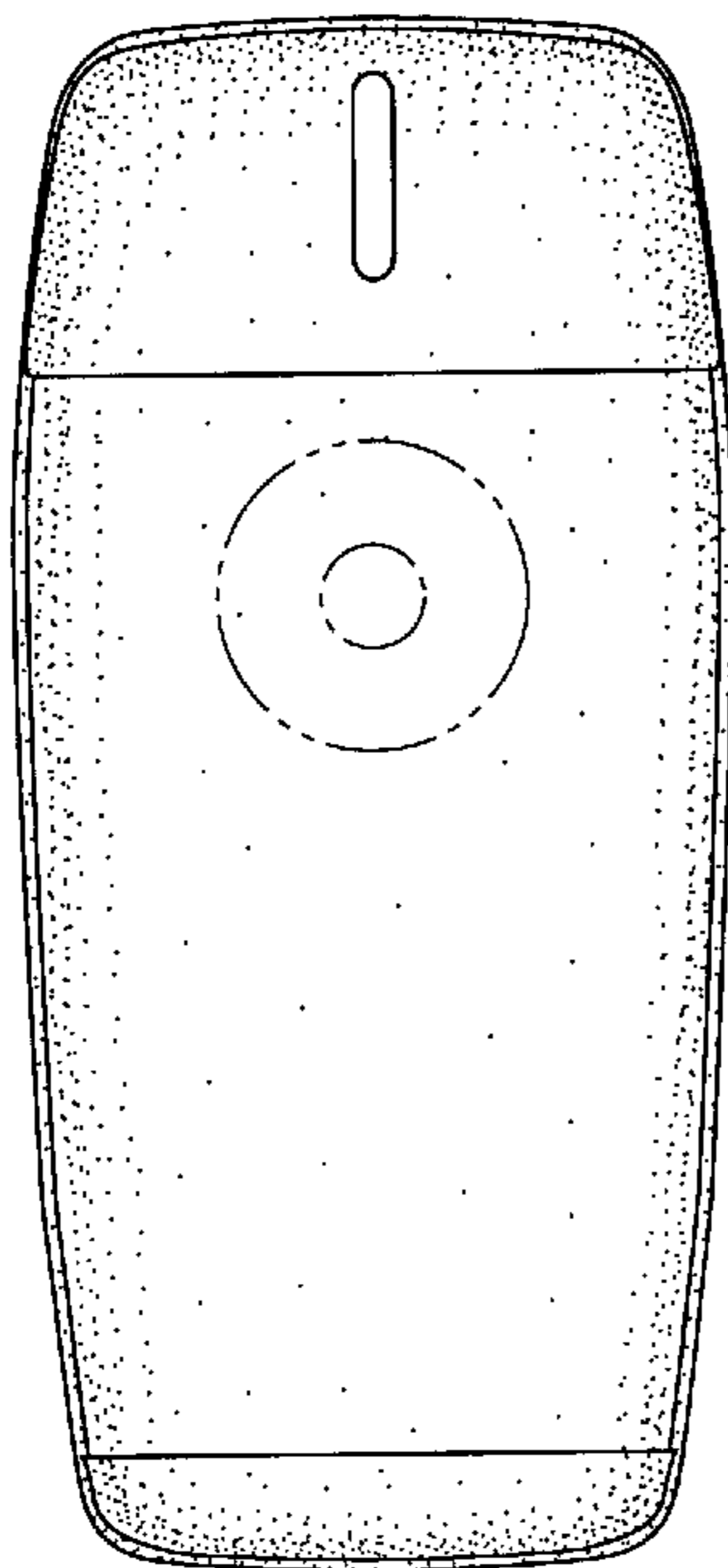


Fig. 2

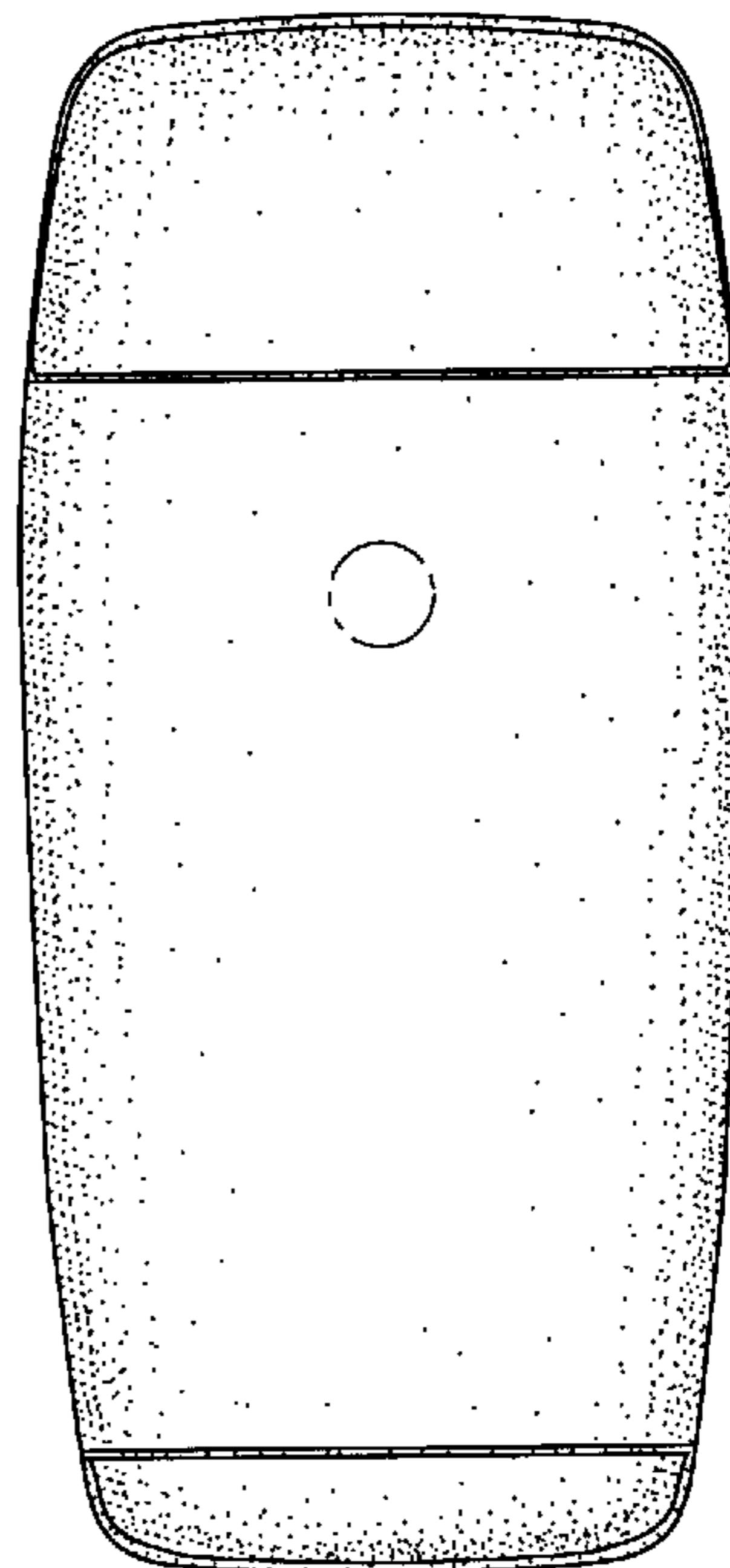


Fig. 3




Fig. 4



Fig. 5

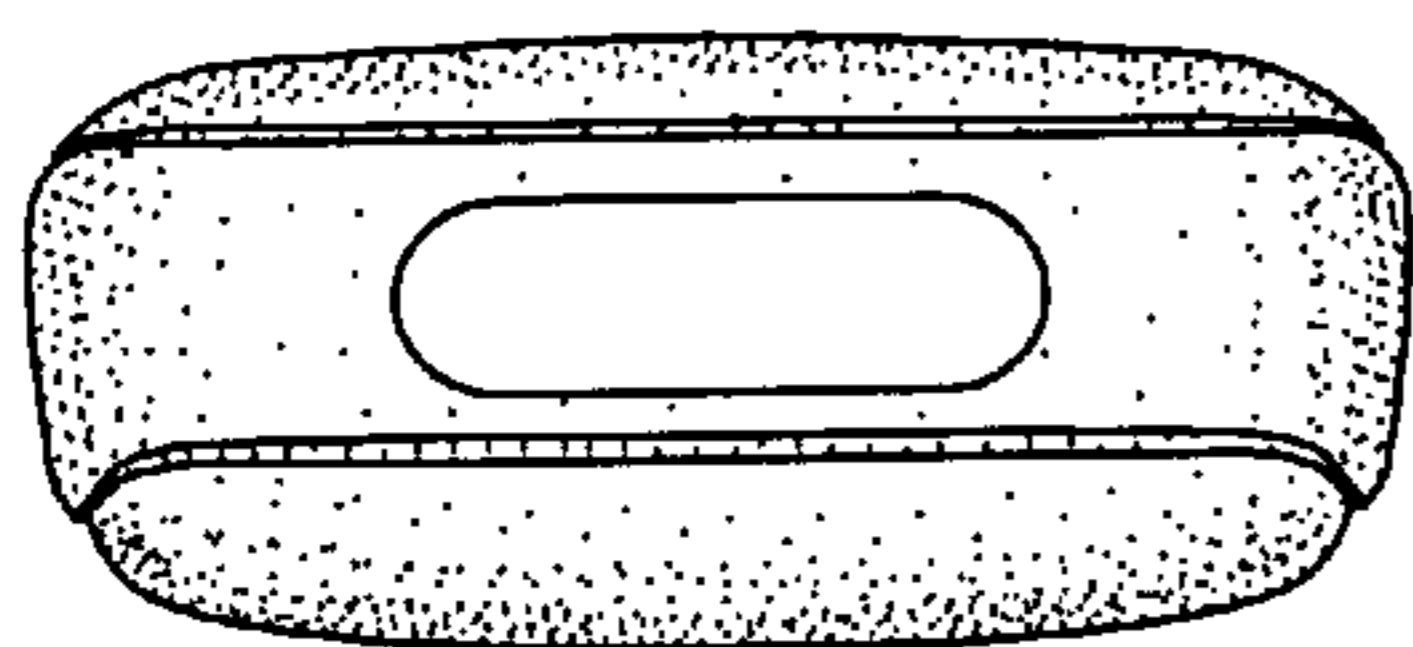


Fig. 6

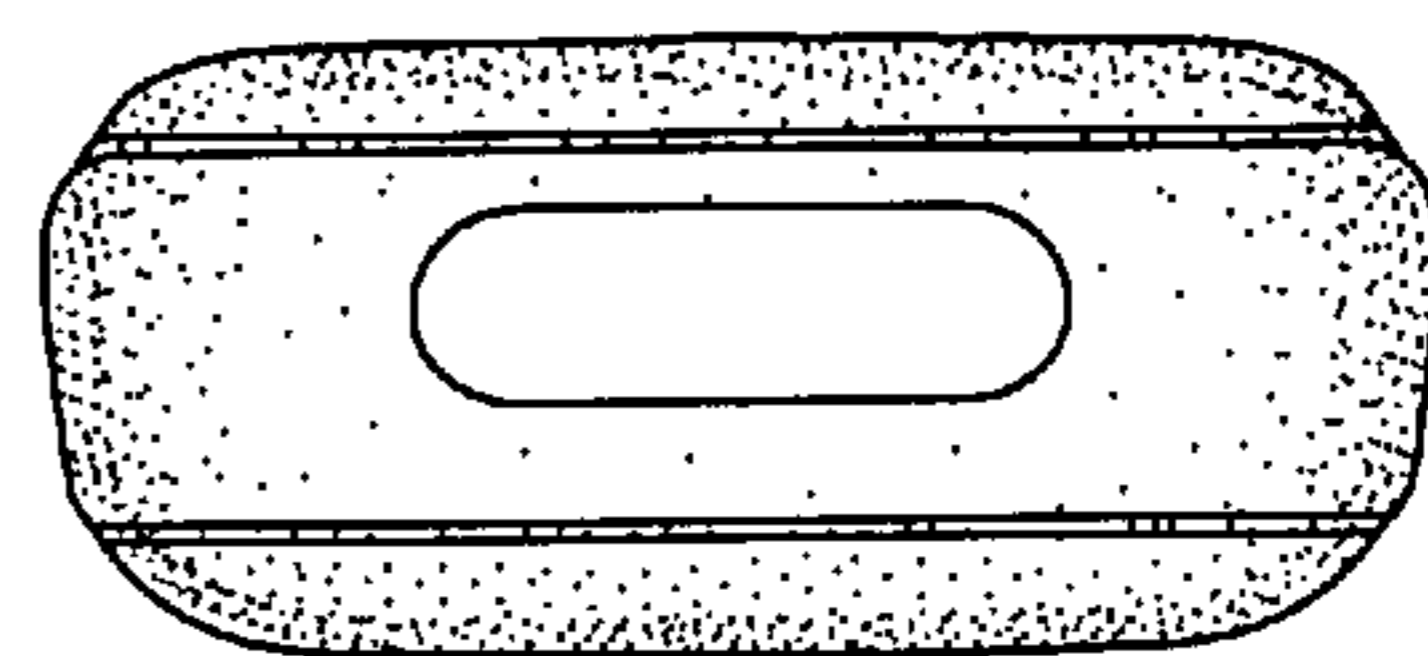


Fig. 7