



US00D484872S

(12) **United States Design Patent**  
**Wang**

(10) **Patent No.:** **US D484,872 S**

(45) **Date of Patent:** **\*\* Jan. 6, 2004**

(54) **WIRELESS ADAPTER**

(75) Inventor: **Mei-Fang Wang**, Qiong Lin Village (TW)

(73) Assignee: **Accton Technology Corporation**, Hsinchu (TW)

(\*\*) Term: **14 Years**

(21) Appl. No.: **29/182,574**

(22) Filed: **May 28, 2003**

(65) **Prior Publication Data**

(65)

(51) **LOC (7) Cl.** ..... **14-03**

(52) **U.S. Cl.** ..... **D14/242; D14/433**

(58) **Field of Search** ..... D14/432-438, D14/242, 240; 361/600, 622, 684, 724-728; D13/184, 182, 164, 147, 123, 110; 379/433.01-433.13, 420.01-420.04, 440, 428.01-428.04

(56) **References Cited**

**U.S. PATENT DOCUMENTS**

D355,412 S \* 2/1995 Rak et al. .... D14/242

5,913,174 A \* 6/1999 Casarez et al. .... 455/557  
D431,035 S \* 9/2000 Lehtomaki ..... D14/242  
6,183,308 B1 \* 2/2001 Laity ..... 439/676  
D452,494 S \* 12/2001 Sodling ..... D14/242  
6,353,534 B1 \* 3/2002 Chen ..... 361/684  
D475,701 S \* 6/2003 Kasuya et al. .... D14/242

\* cited by examiner

*Primary Examiner*—Kay H. Chin

(74) *Attorney, Agent, or Firm*—Thomas, Kayden, Horstemeyer & Risley

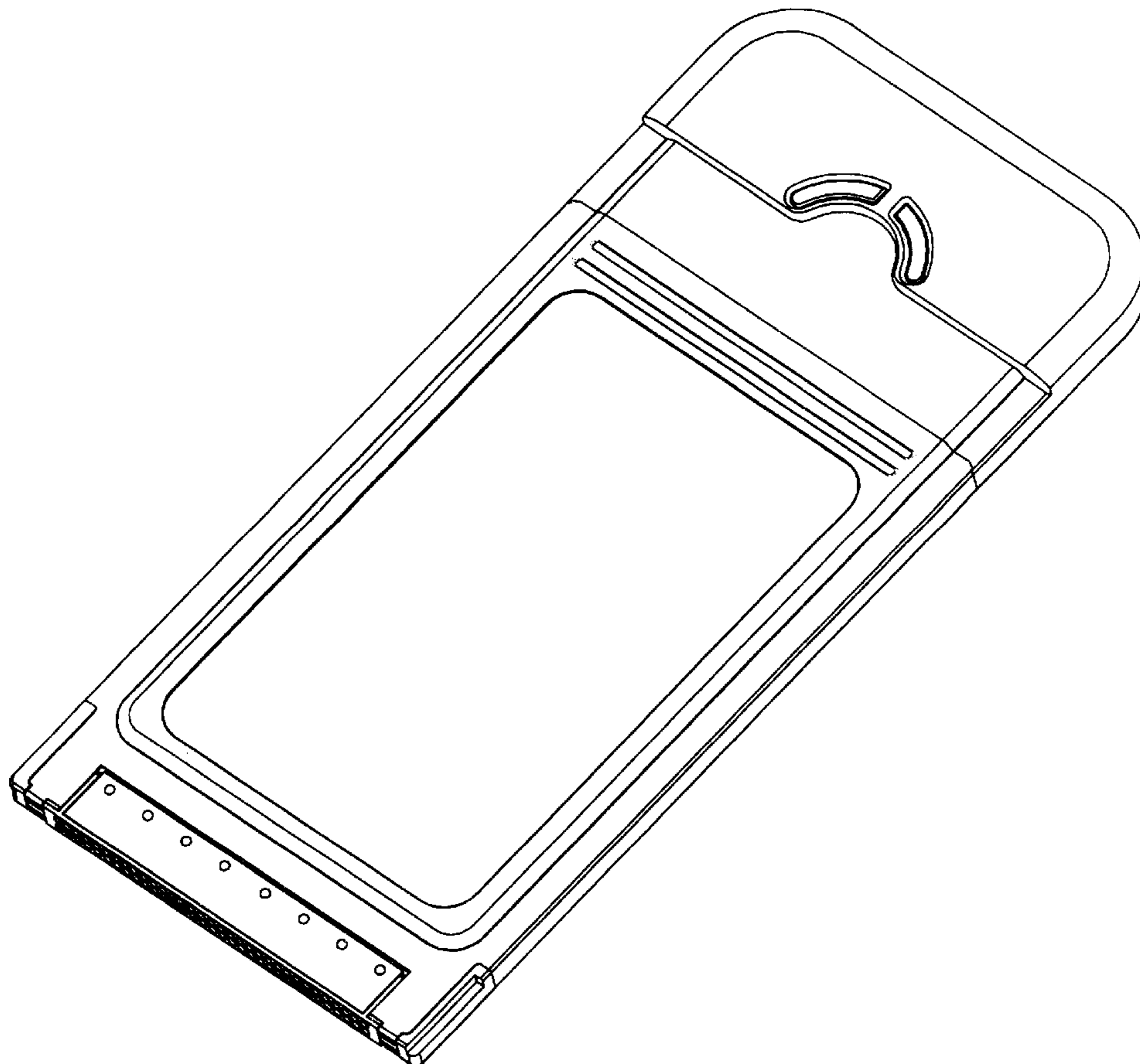
(57) **CLAIM**

The ornamental design for a wireless adapter, as shown and described.

**DESCRIPTION**

FIG. 1 is a front perspective view of a wireless adapter showing my new design;  
FIG. 2 is a front elevation view thereof;  
FIG. 3 is a rear elevational view thereof;  
FIG. 4 is a top plan view thereof;  
FIG. 5 is a bottom plan view thereof;  
FIG. 6 is a left side elevational view thereof; and,  
FIG. 7 is a right side elevational view thereof.

**1 Claim, 6 Drawing Sheets**



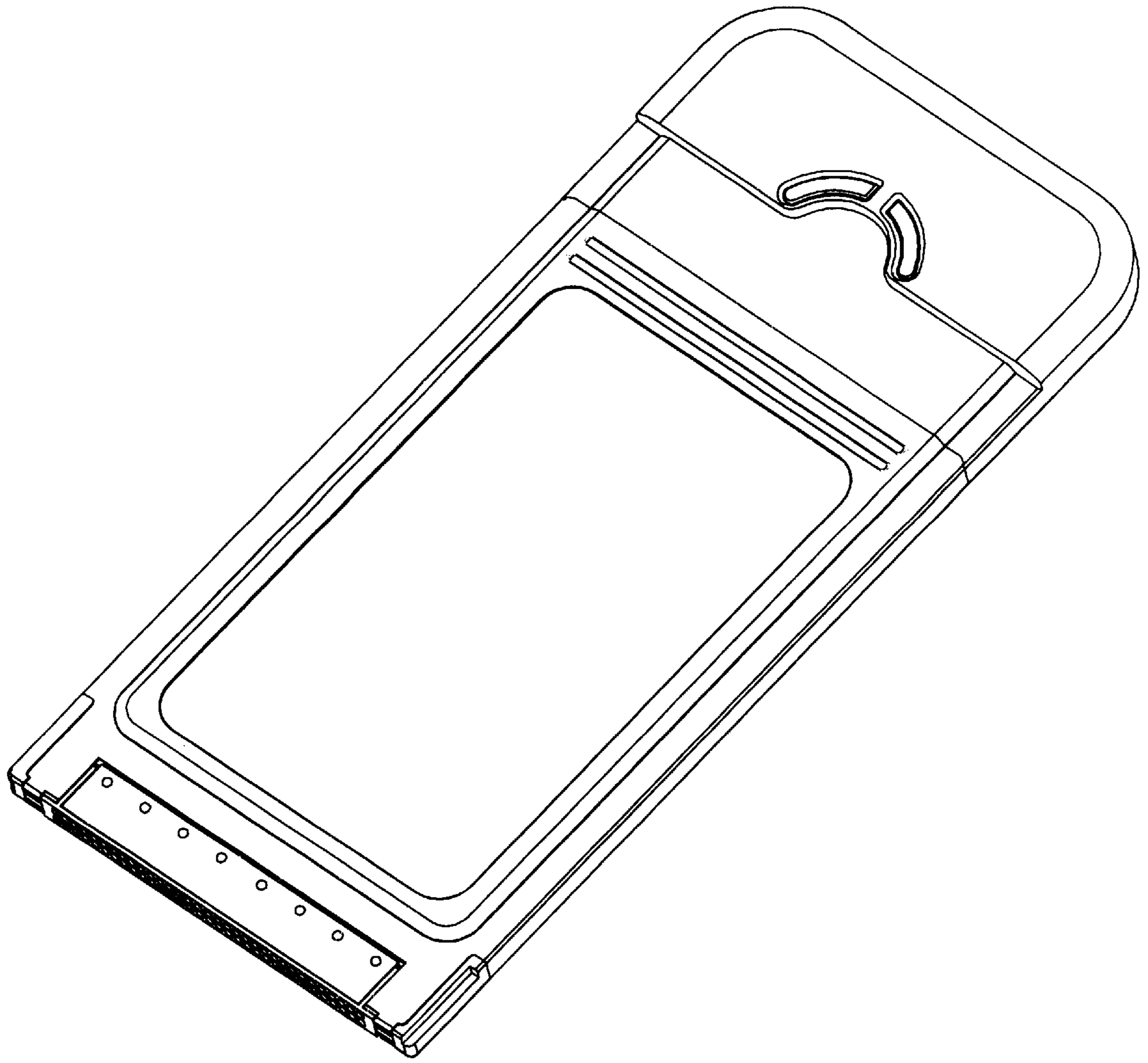


FIG. 1




FIG. 2




FIG. 3




FIG. 4

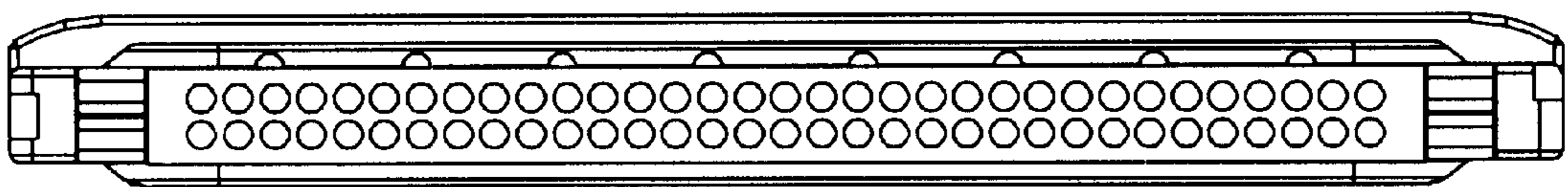


FIG. 5



FIG. 6



FIG. 7