



US00D484865S

(12) **United States Design Patent**
Arbisi

(10) **Patent No.:** **US D484,865 S**
(45) **Date of Patent:** **** Jan. 6, 2004**

(54) **HANDSET**
(75) **Inventor:** **Thomas Arbisi**, Newbury Park, CA
(US)
(73) **Assignee:** **Nokia Corporation**, Espoo (FI)
(**) **Term:** **14 Years**

D461,174 S	*	8/2002	Ruohonen	D14/138
D469,070 S	*	1/2003	Lee	D14/138
D470,829 S	*	2/2003	Dalby et al.	D14/138
D474,166 S	*	5/2003	Burns et al.	D14/138
D475,033 S	*	5/2003	Lehtonen	D14/138
D475,034 S	*	5/2003	Arbisi et al.	D14/138
D476,300 S	*	6/2003	Pottie et al.	D14/138
D476,301 S	*	6/2003	Langford	D14/138
2003/0038787 A1	*	2/2003	Nishiyama	345/169

(21) **Appl. No.:** **29/176,069**
(22) **Filed:** **Feb. 19, 2003**
(51) **LOC (7) Cl.** **14-03**
(52) **U.S. Cl.** **D14/138**
(58) **Field of Search** D14/137, 138,
D14/218, 147-148, 247-248, 144, 341-347;
379/433.01-433.13, 419, 434, 428.01-428.04,
420.01-420.04, 440; 455/550.1-90.3; D21/517

FOREIGN PATENT DOCUMENTS

FI	21913	5/2001
FI	21973	6/2001
FI	21974	6/2001
FI	21975	6/2001
FI	22898	10/2002
FI	22899	10/2002
WO	WO DM/060 034	6/2002
WO	WO DM/062 301	1/2003

* cited by examiner

Primary Examiner—Jeffrey Asch
(74) *Attorney, Agent, or Firm*—Banner & Witcoff, Ltd.

(56) **References Cited**
U.S. PATENT DOCUMENTS

D356,561 S	*	3/1995	Berry	D14/138
D362,249 S	*	9/1995	Burstedt et al.	D14/138
D394,433 S	*	5/1998	Lindeman et al.	D14/138
D408,400 S	*	4/1999	Dalby et al.	D14/138
D410,000 S	*	5/1999	Nuovo	D14/138
D425,057 S	*	5/2000	Finkbeiner	D14/138
D445,102 S	*	7/2001	Lai	D14/138
D448,355 S	*	9/2001	Higashi et al.	D14/138
D450,671 S	*	11/2001	Langford et al.	D14/138
D451,913 S	*	12/2001	Vuolteenaho et al.	D14/248
D453,150 S	*	1/2002	Murray	D14/138
D453,930 S		2/2002	Vuolteenaho et al.		
D454,549 S	*	3/2002	Vuolteenaho et al.	D14/138
D454,850 S	*	3/2002	Salmi et al.	D14/138
D455,134 S	*	4/2002	Kolinen	D14/138
D455,412 S	*	4/2002	Vuolteenaho et al.	D14/138
D456,375 S	*	4/2002	Vuolteenaho et al.	D14/138
D456,376 S	*	4/2002	Vuolteenaho et al.	D14/138
D459,345 S	*	6/2002	Vuolteenaho et al.	D14/248

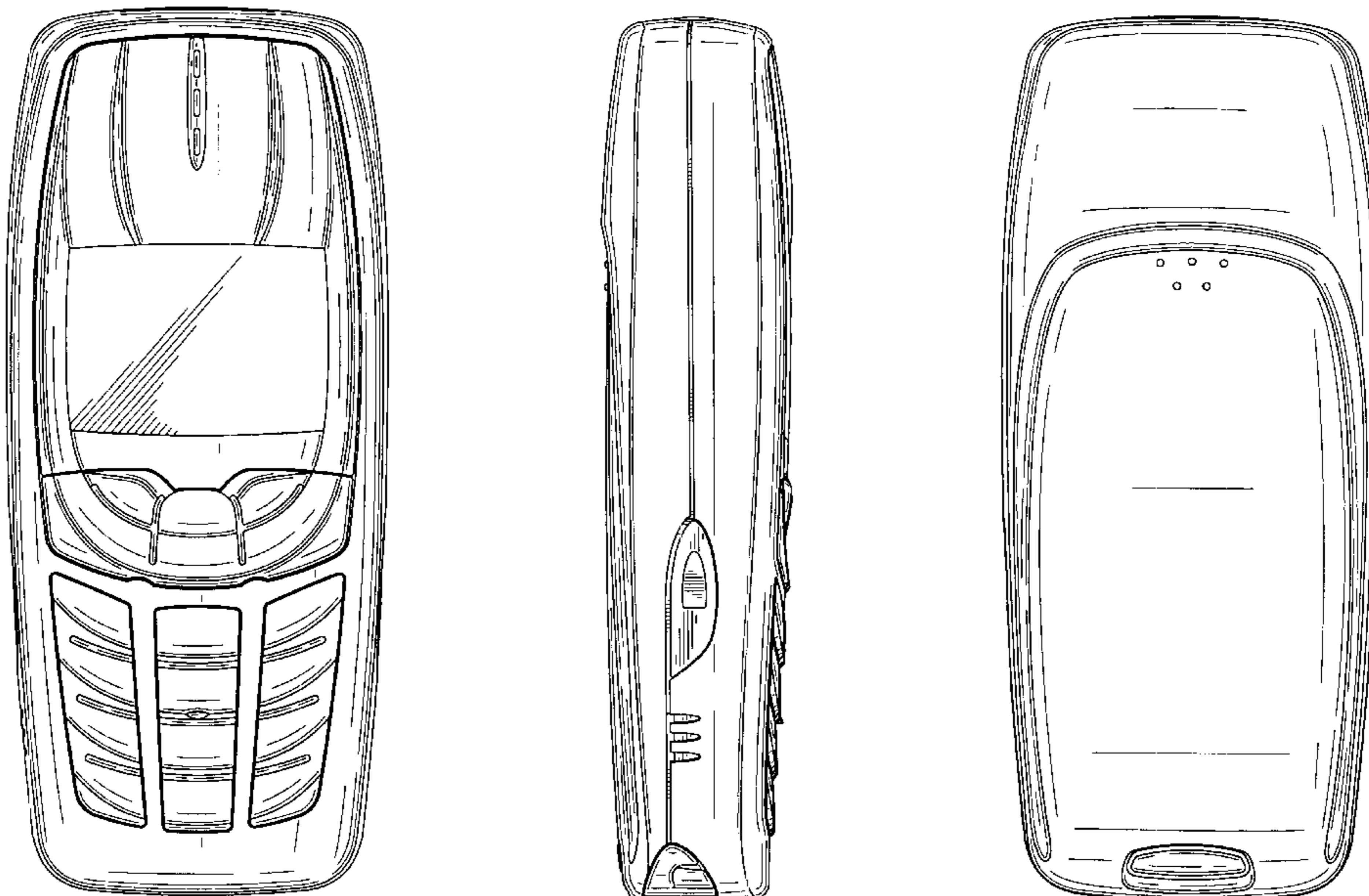
(57) **CLAIM**

The ornamental design for a handset, as shown and described.

DESCRIPTION

FIG. 1 is a bottom plan view of a handset showing my new design;
FIG. 2 is a right side view thereof;
FIG. 3 is a front view thereof;
FIG. 4 is a left side view thereof;
FIG. 5 is a top plan view thereof;
FIG. 6 is a perspective front view thereof;
FIG. 7 is a perspective rear view thereof; and,
FIG. 8 is a rear view thereof.

1 Claim, 3 Drawing Sheets






FIG. 1

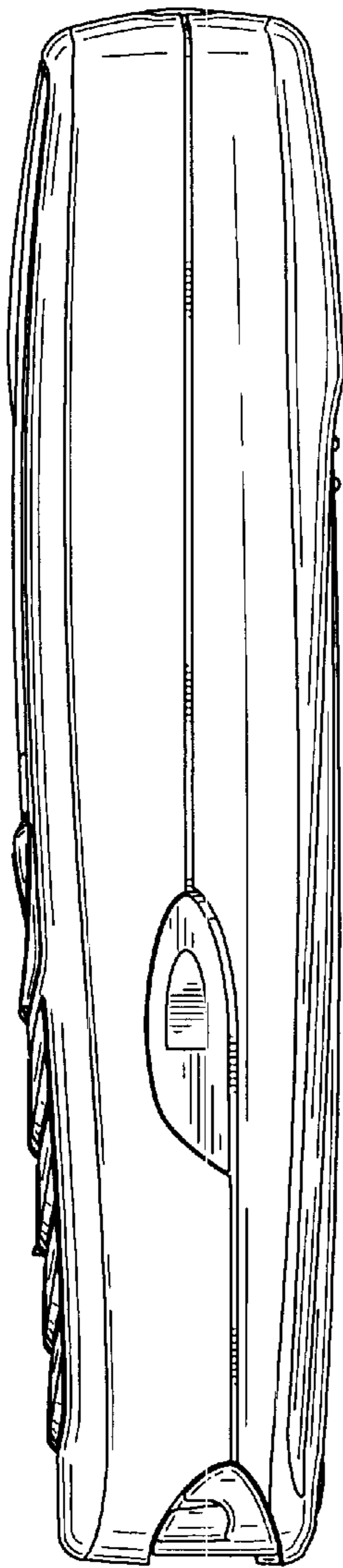


FIG. 2

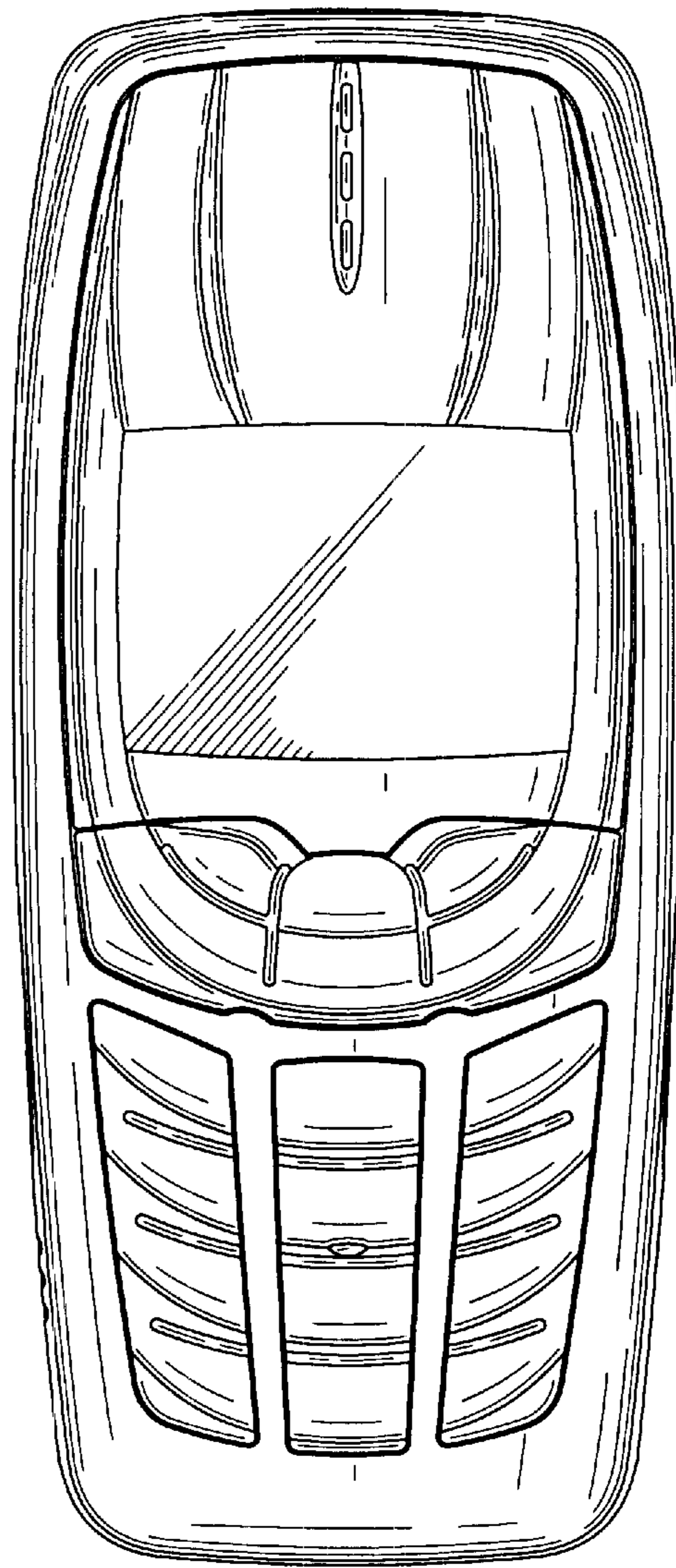


FIG. 3

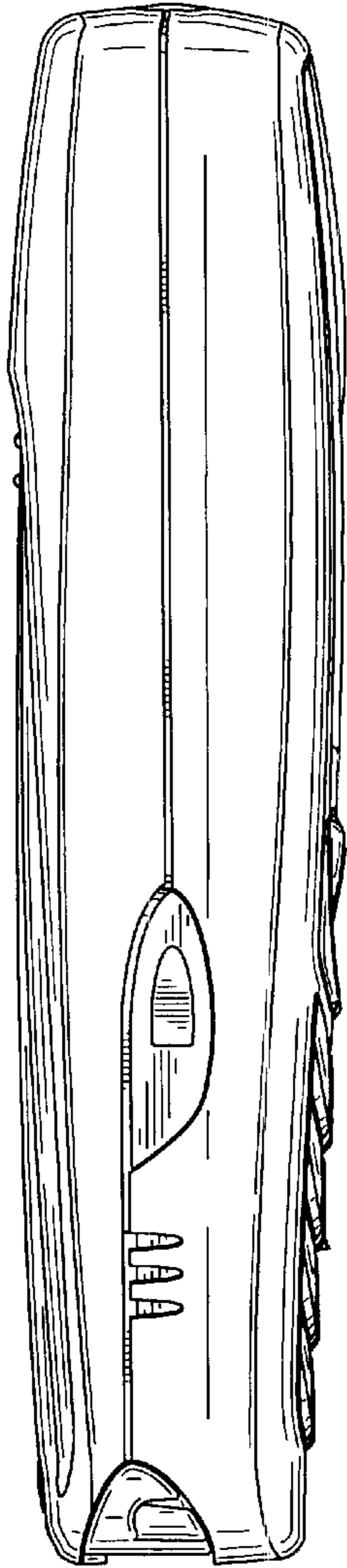


FIG. 4

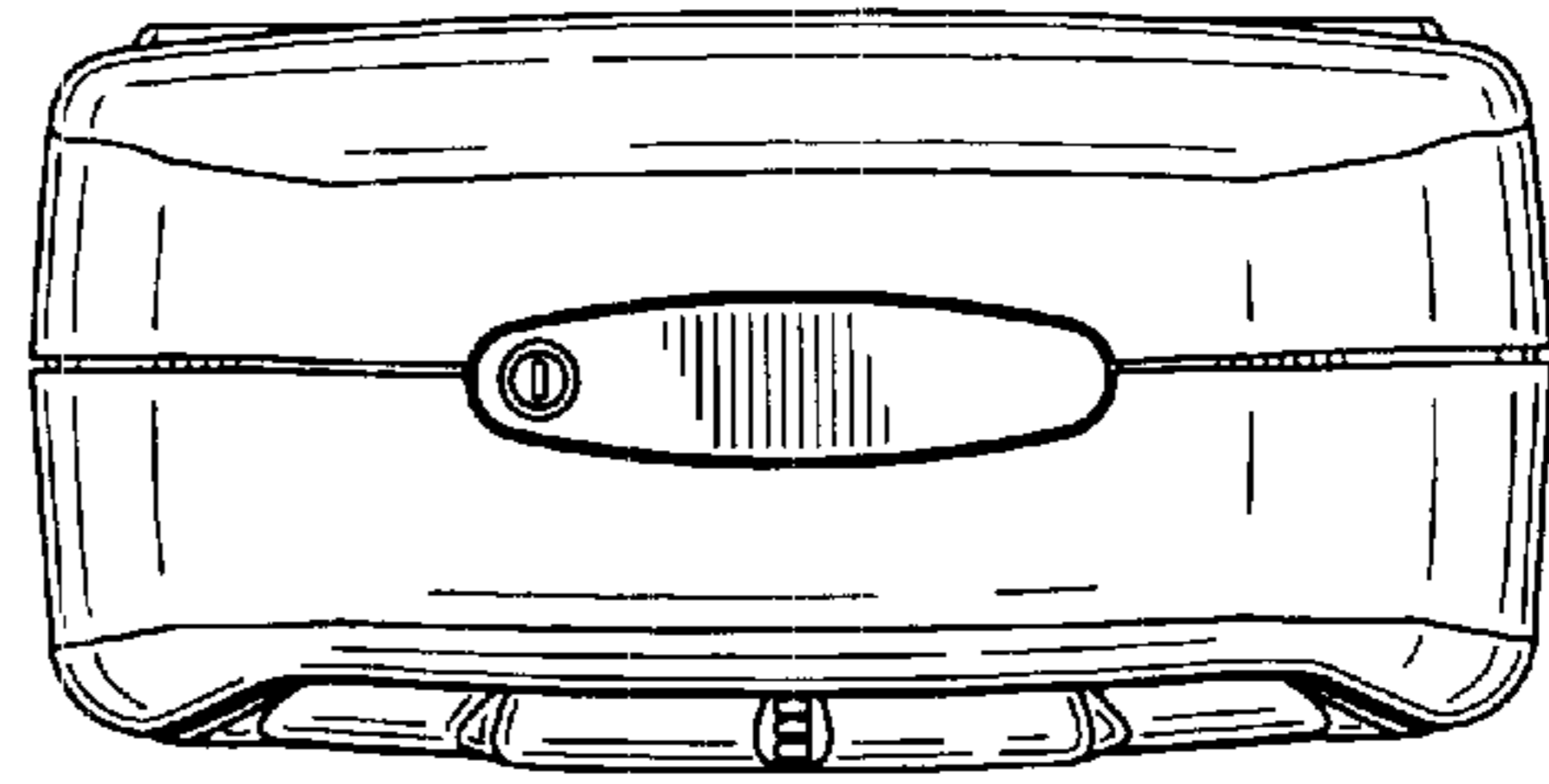


FIG. 5

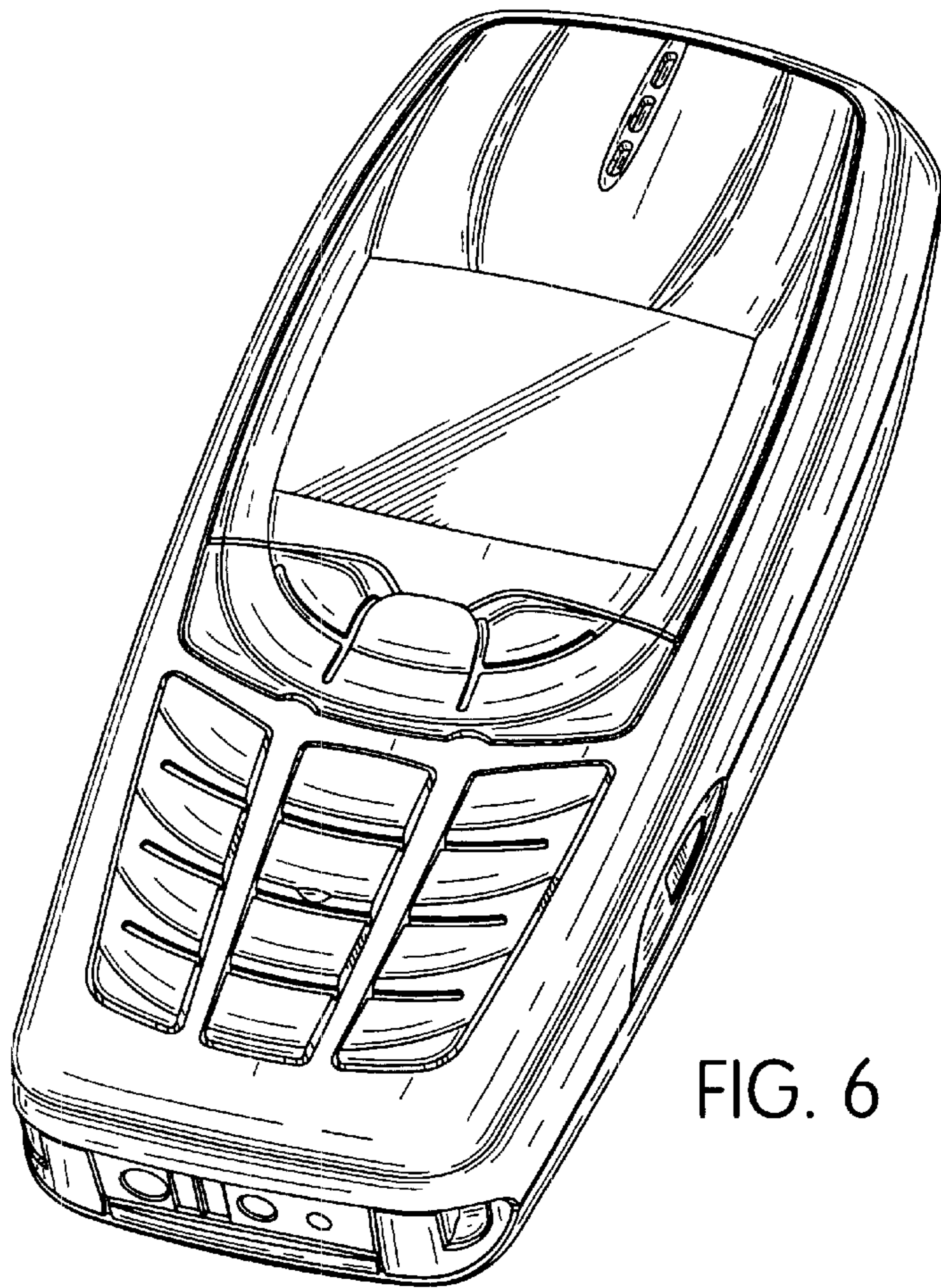


FIG. 6

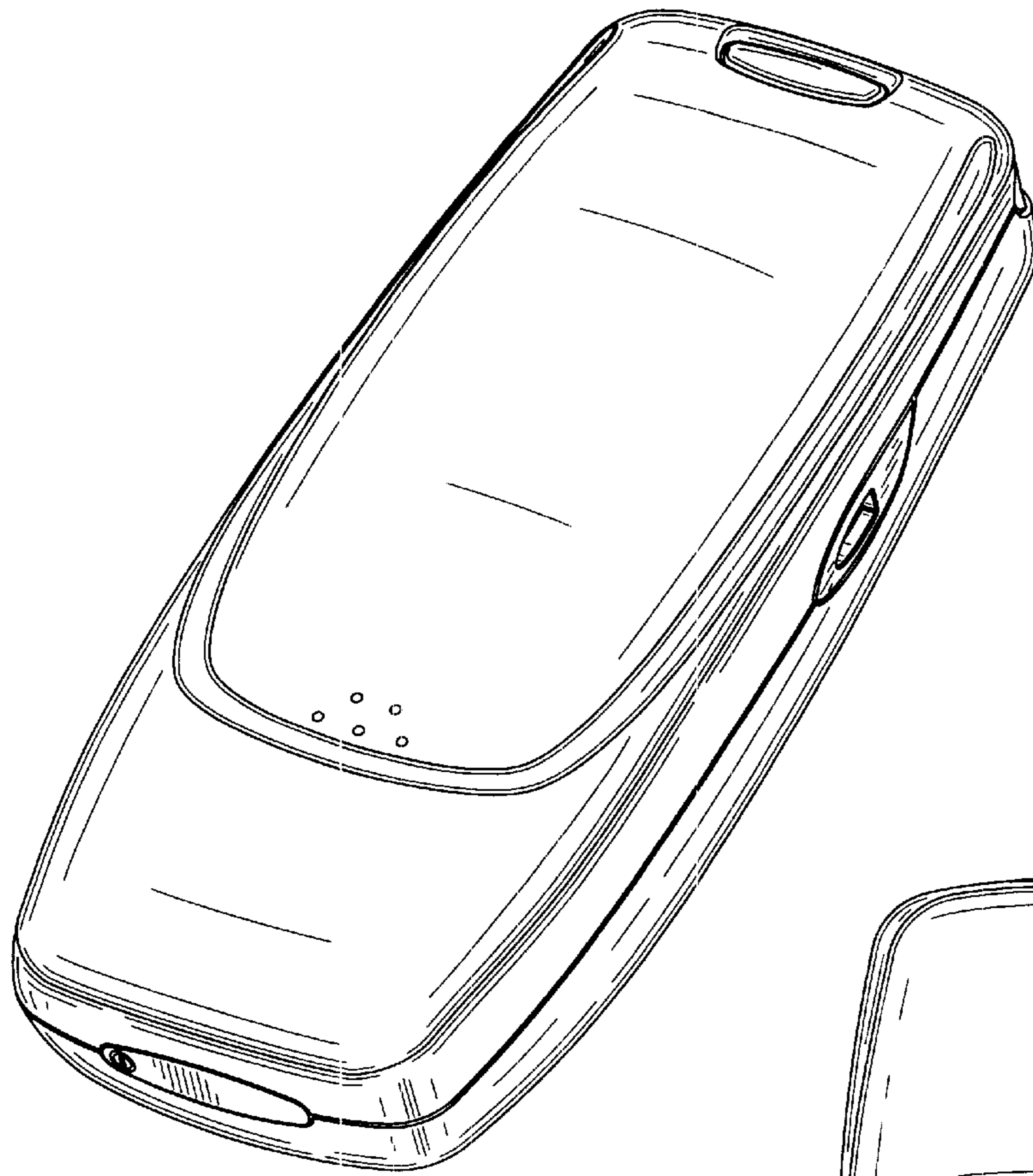


FIG. 7

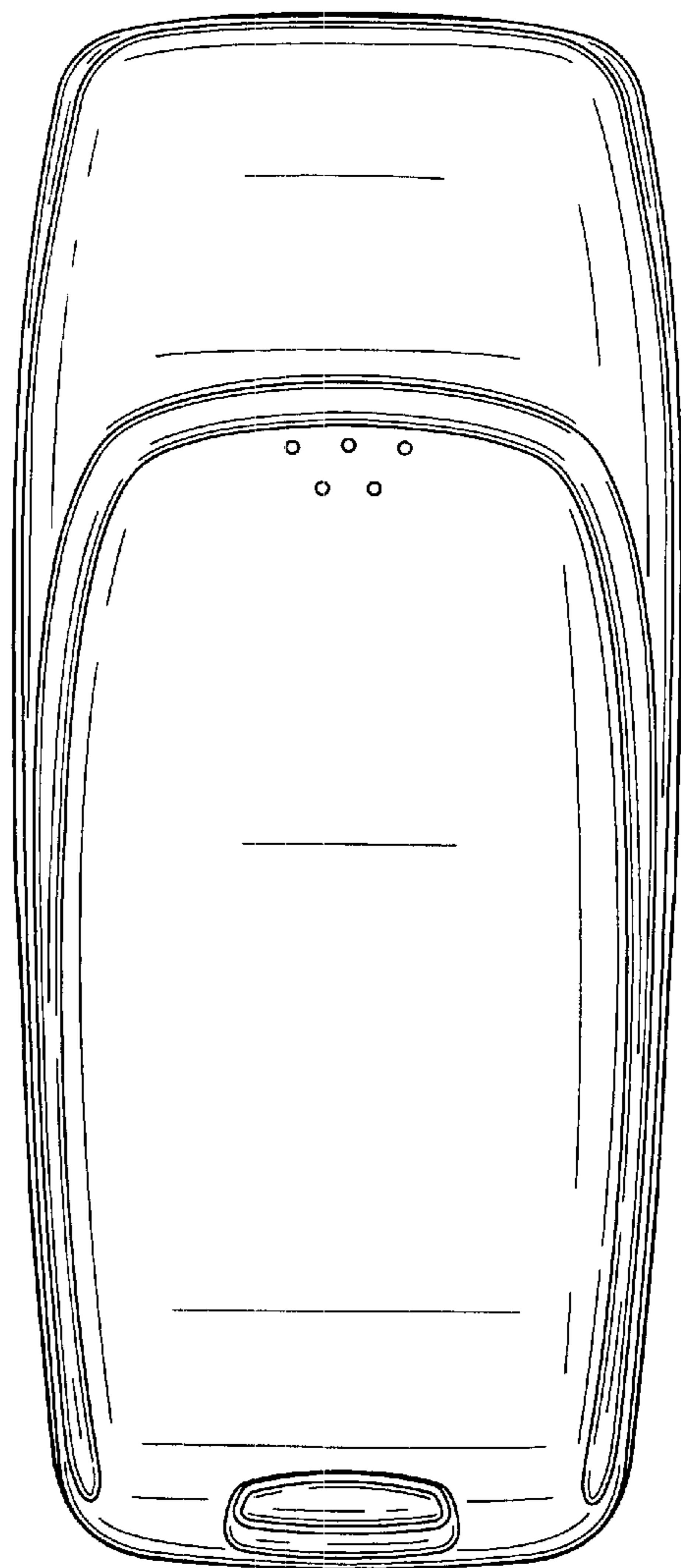


FIG. 8