



US00D484862S

(12) **United States Design Patent**
Yang

(10) **Patent No.:** **US D484,862 S**

(45) **Date of Patent:** **** Jan. 6, 2004**

(54) **CELLULAR PHONE**

(75) **Inventor:** **Sun-Kyoung Yang, Ichon (KR)**

(73) **Assignee:** **Curitel Communications, Inc.,
Kyoungki-do (KR)**

(**) **Term:** **14 Years**

(21) **Appl. No.:** **29/171,919**

(22) **Filed:** **Dec. 3, 2002**

(51) **LOC (7) Cl.** **14-03**

(52) **U.S. Cl.** **D14/138**

(58) **Field of Search** D14/137, 138,
D14/218, 147-148, 247-248, 144, 341-347;
379/433.01-433.13, 419, 434, 428.01-428.04,
420.01-420.04, 440; 455/550.1-90.3; D21/517

(56) **References Cited**

U.S. PATENT DOCUMENTS

5,027,394	A	*	6/1991	Ono et al.	379/434
5,436,954	A	*	7/1995	Nishiyama et al.	455/566
D415,152	S	*	10/1999	Koo	D14/138
D428,403	S	*	7/2000	Hyun	D14/138
D432,105	S	*	10/2000	Hyun	D14/138
D432,510	S	*	10/2000	Hyun	D14/138
D433,017	S	*	10/2000	Martinez	D14/346
D438,184	S	*	2/2001	Suzuki et al.	D14/138
D439,571	S	*	3/2001	Hyun	D14/138
D443,293	S	*	6/2001	Chan	D18/7
D447,741	S	*	9/2001	Lee et al.	D14/138
D449,284	S	*	10/2001	Kim et al.	D14/138
D451,485	S	*	12/2001	Moss	D14/138
6,344,977	B1	*	2/2002	Takagi	361/814
D455,135	S	*	4/2002	Hyun	D14/138

D455,414	S	*	4/2002	Lee et al.	D14/138
D456,794	S	*	5/2002	Laverick et al.	D14/138
6,396,924	B1	*	5/2002	Suso et al.	379/433.13
D459,322	S	*	6/2002	Hyun	D14/138
D462,064	S	*	8/2002	Kim	D14/138
D465,466	S	*	11/2002	Hyun	D14/138
D468,282	S	*	1/2003	Chen	D14/138
D468,283	S	*	1/2003	Hong et al.	D14/138
D468,713	S	*	1/2003	Lee et al.	D14/138
D469,070	S	*	1/2003	Lee	D14/138
D474,168	S	*	5/2003	Wang et al.	D14/138
D475,689	S	*	6/2003	Shimazu et al.	D14/138
2002/0187818	A1	*	12/2002	Kang	455/575.1
2003/0083023	A1	*	5/2003	Chang et al.	455/90.1
2003/0109232	A1	*	6/2003	Park et al.	455/90.1

* cited by examiner

Primary Examiner—Jeffrey Asch

(74) *Attorney, Agent, or Firm*—Blakely, Sokoloff, Taylor & Zafman

(57) **CLAIM**

The ornamental design for an cellular phone, as shown and described.

DESCRIPTION

FIG. 1 is a perspective view of the cellular phone showing the new design.

FIG. 2 is a front view thereof.

FIG. 3 is a rear view thereof.

FIG. 4 is a left-side view thereof.

FIG. 5 is a right-side view thereof.

FIG. 6 is a top plan view thereof.

FIG. 7 is a bottom plan view thereof; and,

FIG. 8 is a perspective view showing open position thereof.

1 Claim, 7 Drawing Sheets

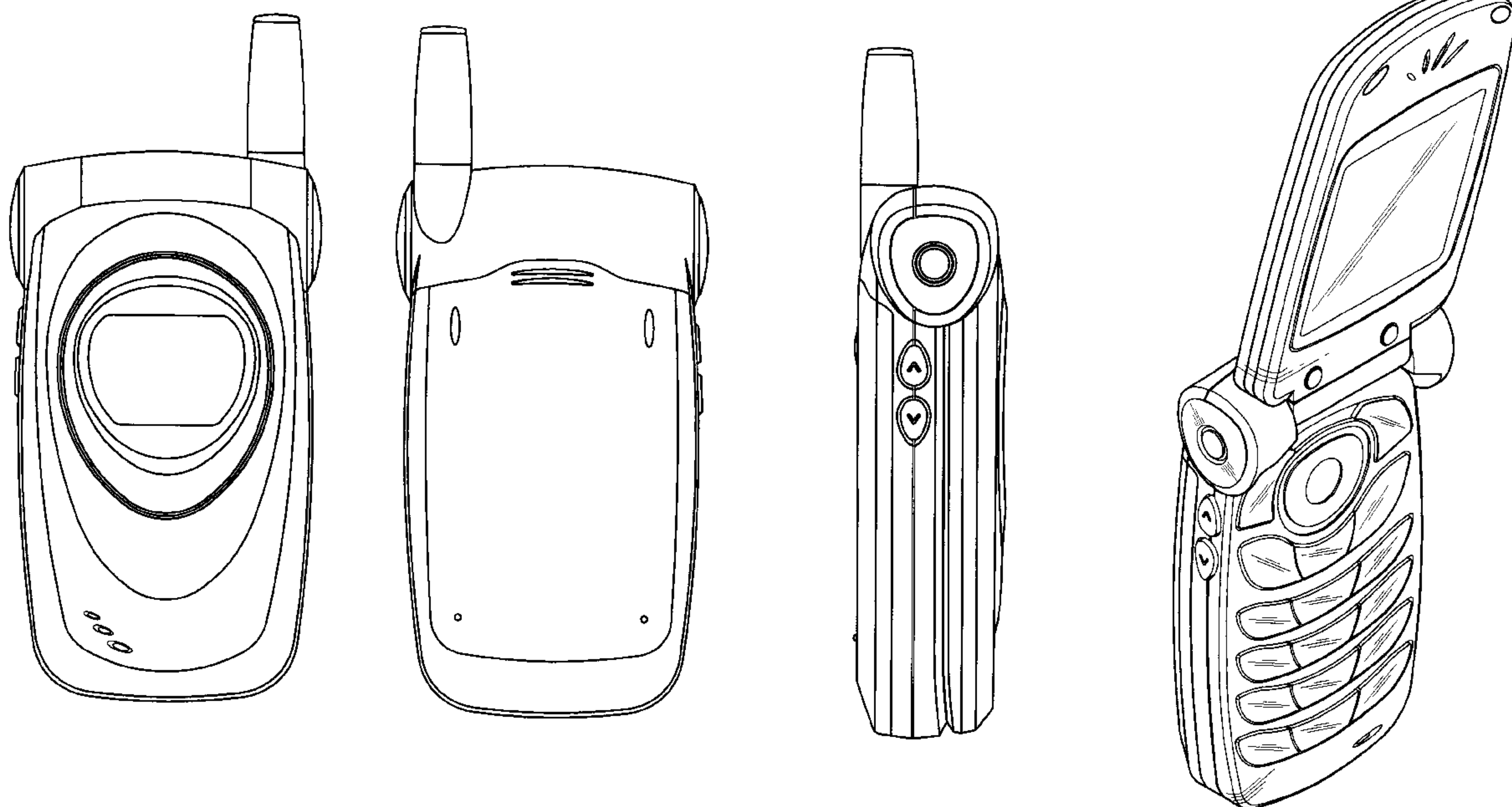


FIG. 1

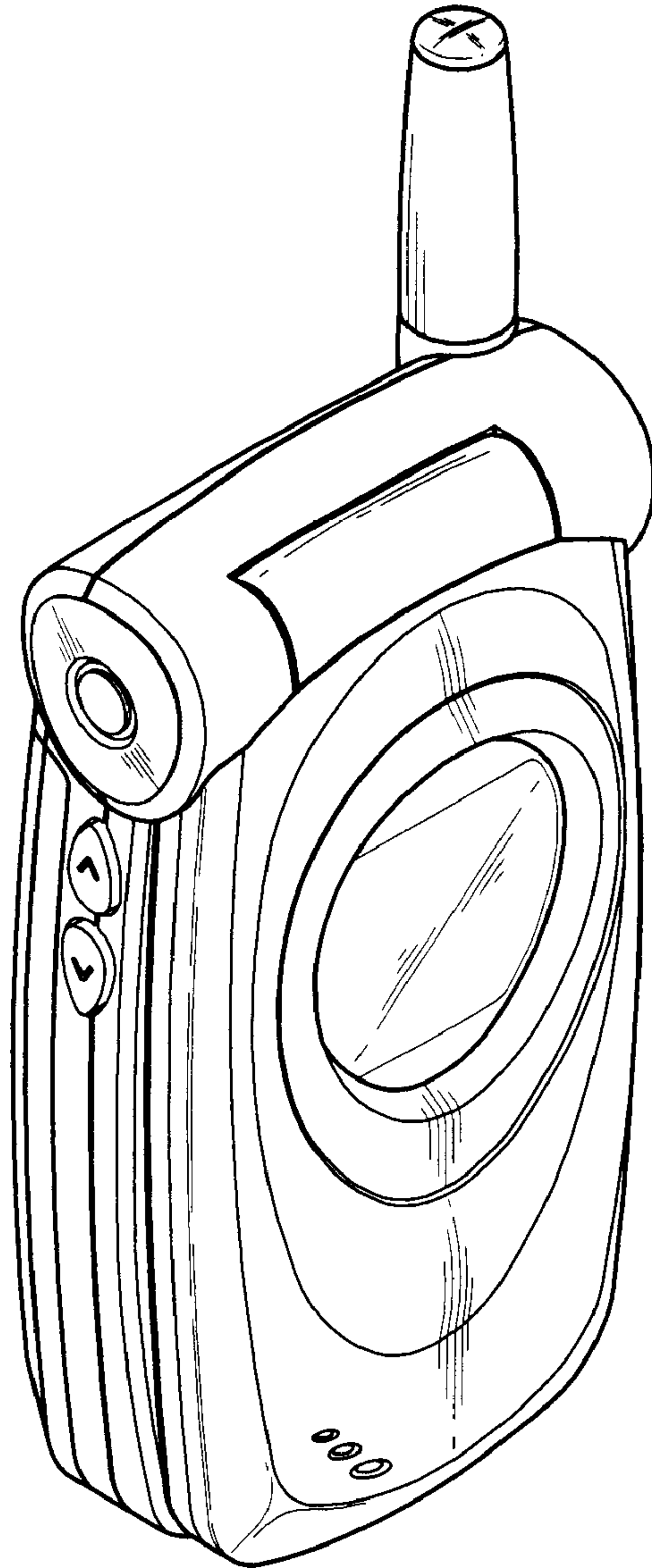


FIG. 2

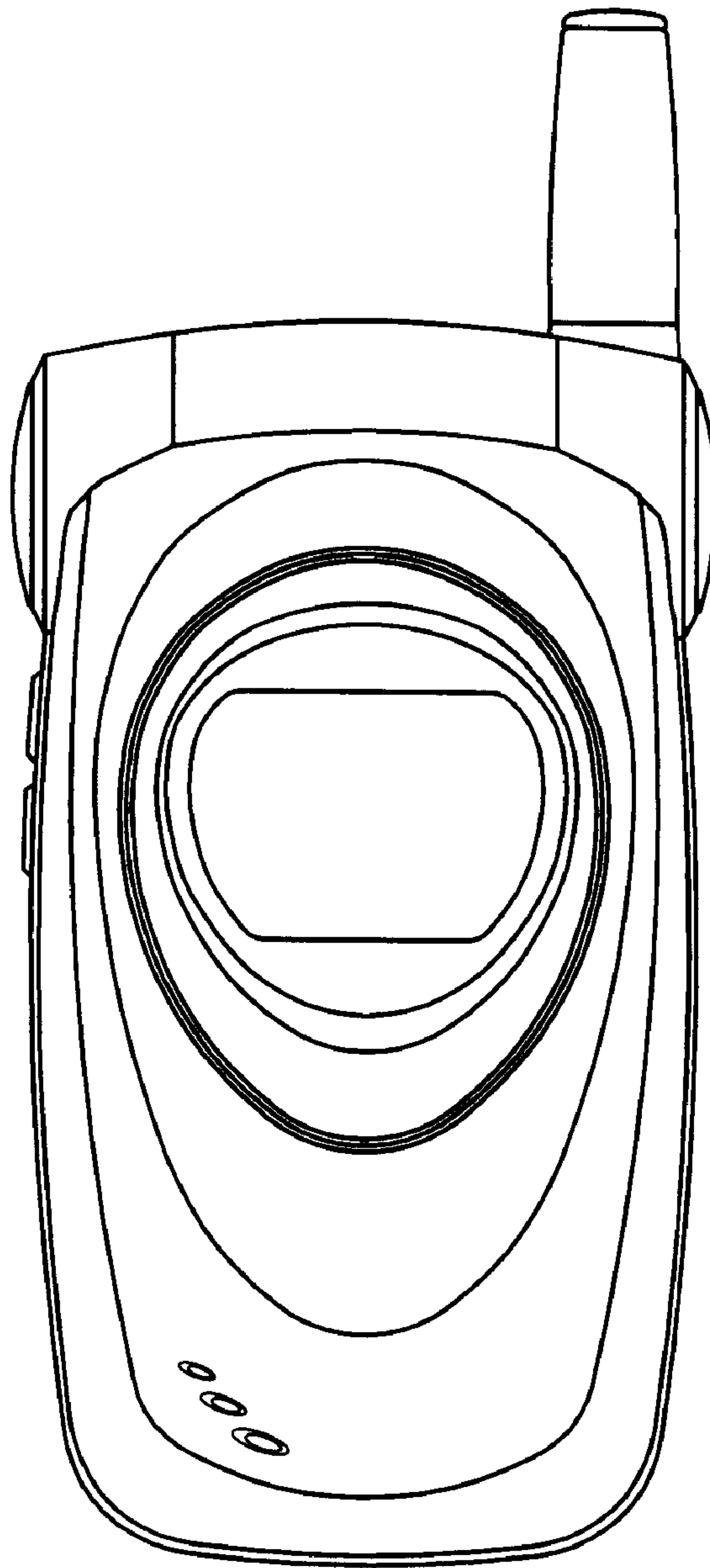


FIG. 3

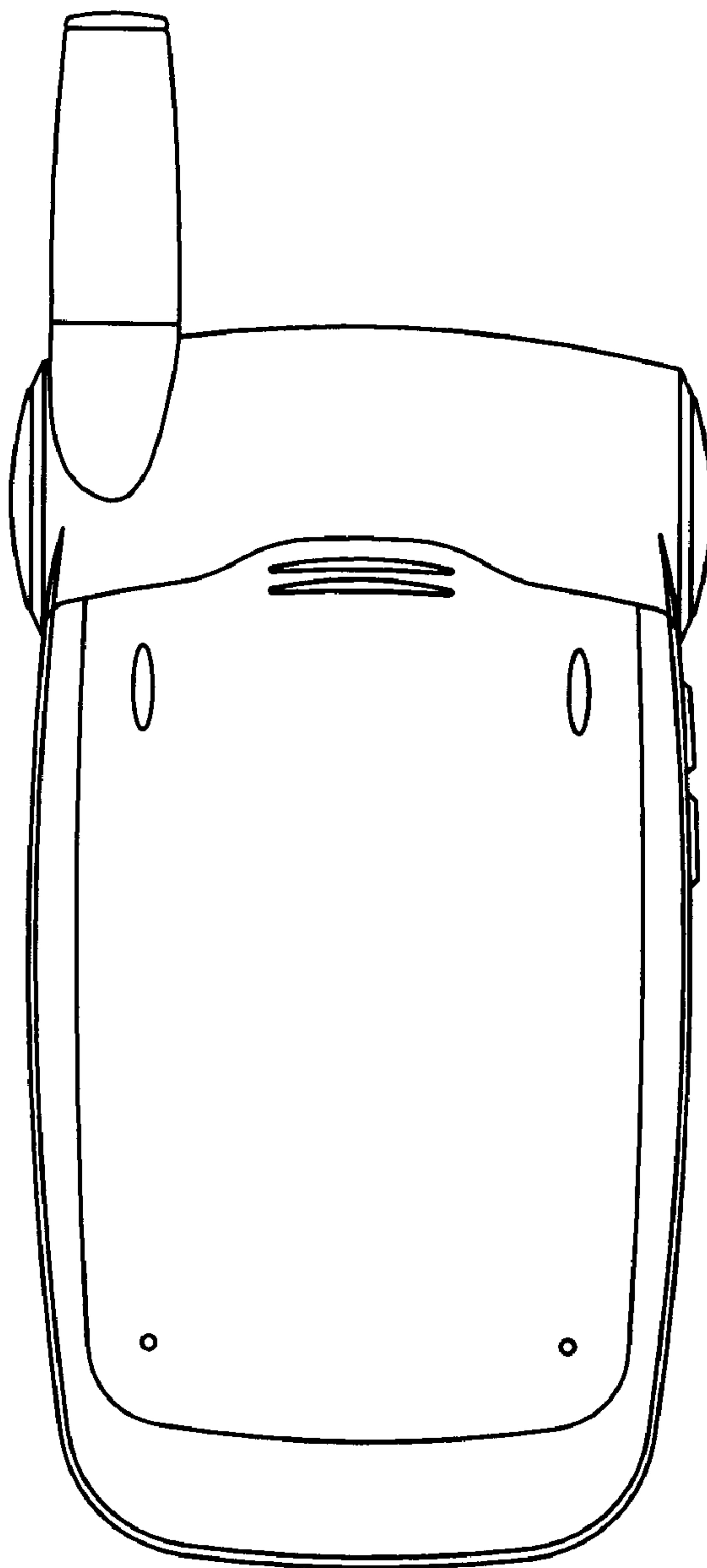


FIG. 4




FIG. 5

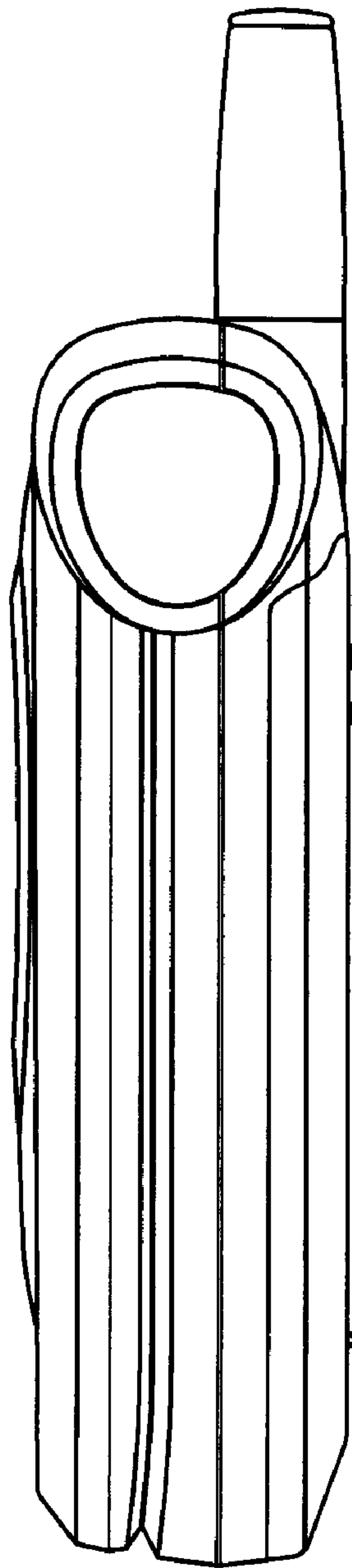


FIG. 6

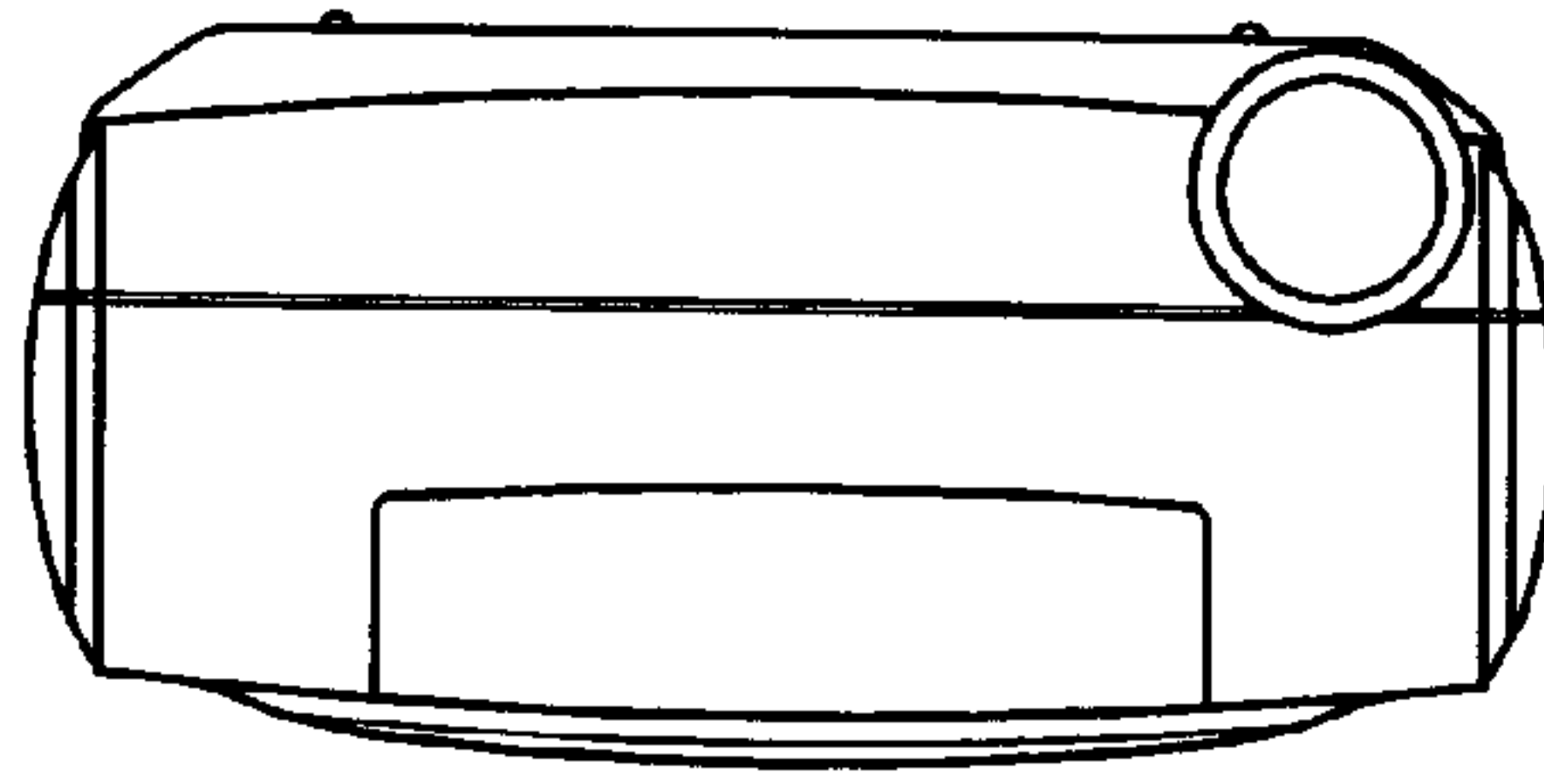


FIG. 7




FIG. 8

