



US00D484859S

(12) **United States Design Patent**
Harnden et al.

(10) **Patent No.:** **US D484,859 S**
(45) **Date of Patent:** **** Jan. 6, 2004**

(54) **PORTION OF A MATRIX FOR SURFACE MOUNT PACKAGE LEADFRAME**

(75) Inventors: **James Harnden**, Hollister, CA (US);
Richard K. Williams, Cupertino, CA (US);
Anthony Chia, Singapore (SG);
Chu Weibing, Shanghai (CN)

(73) Assignee: **GEM Services, Inc.**, San Jose, CA (US)

(**) Term: **14 Years**

(21) Appl. No.: **29/175,608**

(22) Filed: **Feb. 7, 2003**

(51) **LOC (7) Cl.** **13-03**

(52) **U.S. Cl.** **D13/182**

(58) **Field of Search** D13/182; 29/622,
29/827; 174/52.2, 52.4; 206/713, 714, 715,
716, 727, 728; 257/667, 668; 333/185;
428/573

(56) **References Cited**

U.S. PATENT DOCUMENTS

- 4,118,859 A 10/1978 Busler
- 4,234,666 A 11/1980 Gursky
- 4,298,883 A 11/1981 Komatsu et al.

- 4,633,582 A 1/1987 Ching et al.
- 4,809,054 A 2/1989 Waldner
- 4,818,960 A 4/1989 Satoh et al.
- 4,852,250 A 8/1989 Andrews
- 4,865,193 A 9/1989 Shimamoto et al.
- 5,115,299 A 5/1992 Wright
- 5,554,886 A 9/1996 Song
- 5,900,582 A 5/1999 Tomita et al.
- 6,016,918 A 1/2000 Ziberna
- D465,207 S 11/2002 Williams et al.

Primary Examiner—Philip S. Hyder

Assistant Examiner—Selina Sikder

(74) *Attorney, Agent, or Firm*—Townsend and Townsend and Crew LLP

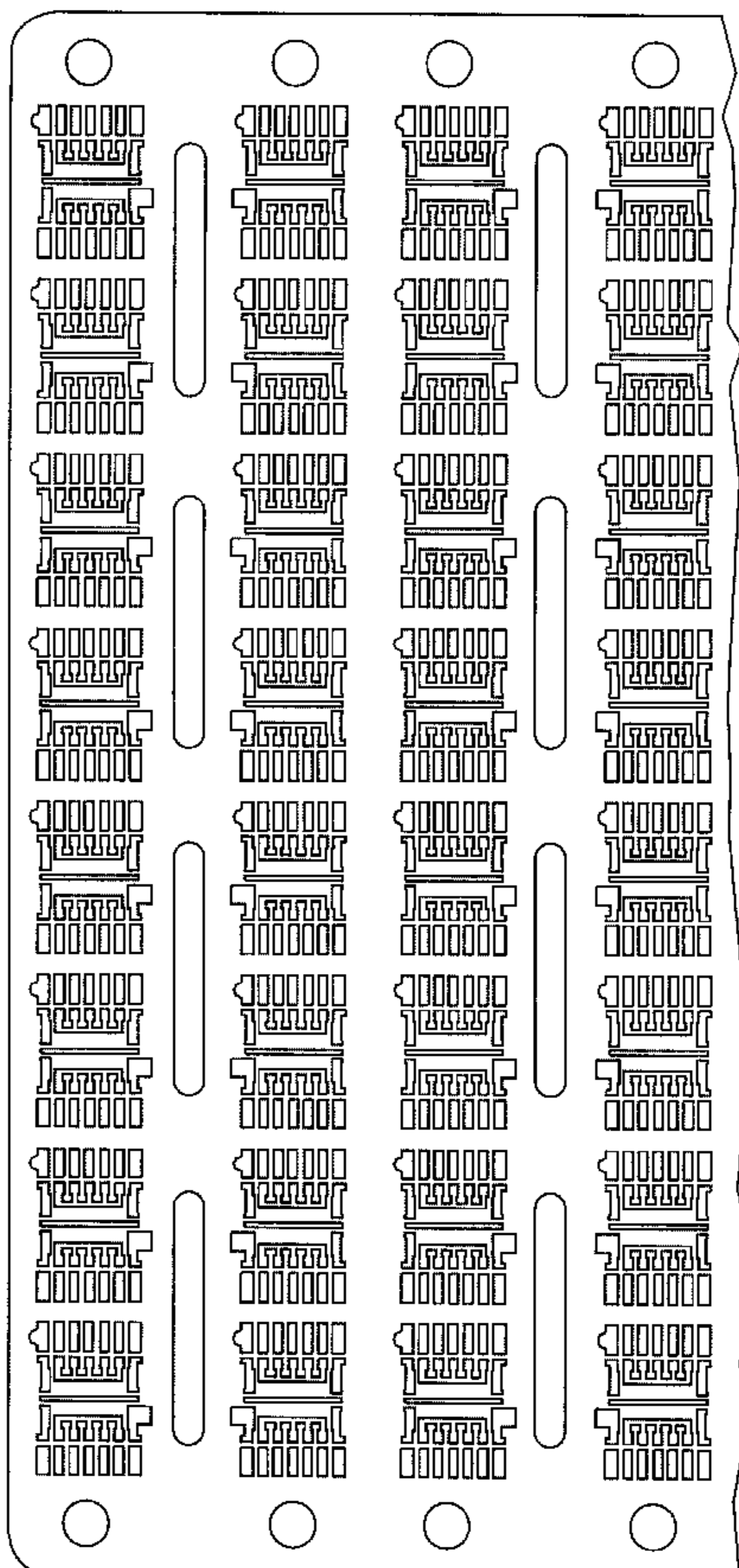
(57) **CLAIM**

The ornamental design for a portion of a matrix for surface mount package leadframe, as shown and described.

DESCRIPTION

FIG. 1 is a top plan view of a portion of a matrix for surface mount package leadframe showing my new design; FIG. 2 is a top plan view of an enlarged fragment of the portion of a matrix for surface mount package leadframe; and, FIG. 3 is a perspective view of a portion of a matrix for surface mount package leadframe showing my new design.

1 Claim, 3 Drawing Sheets



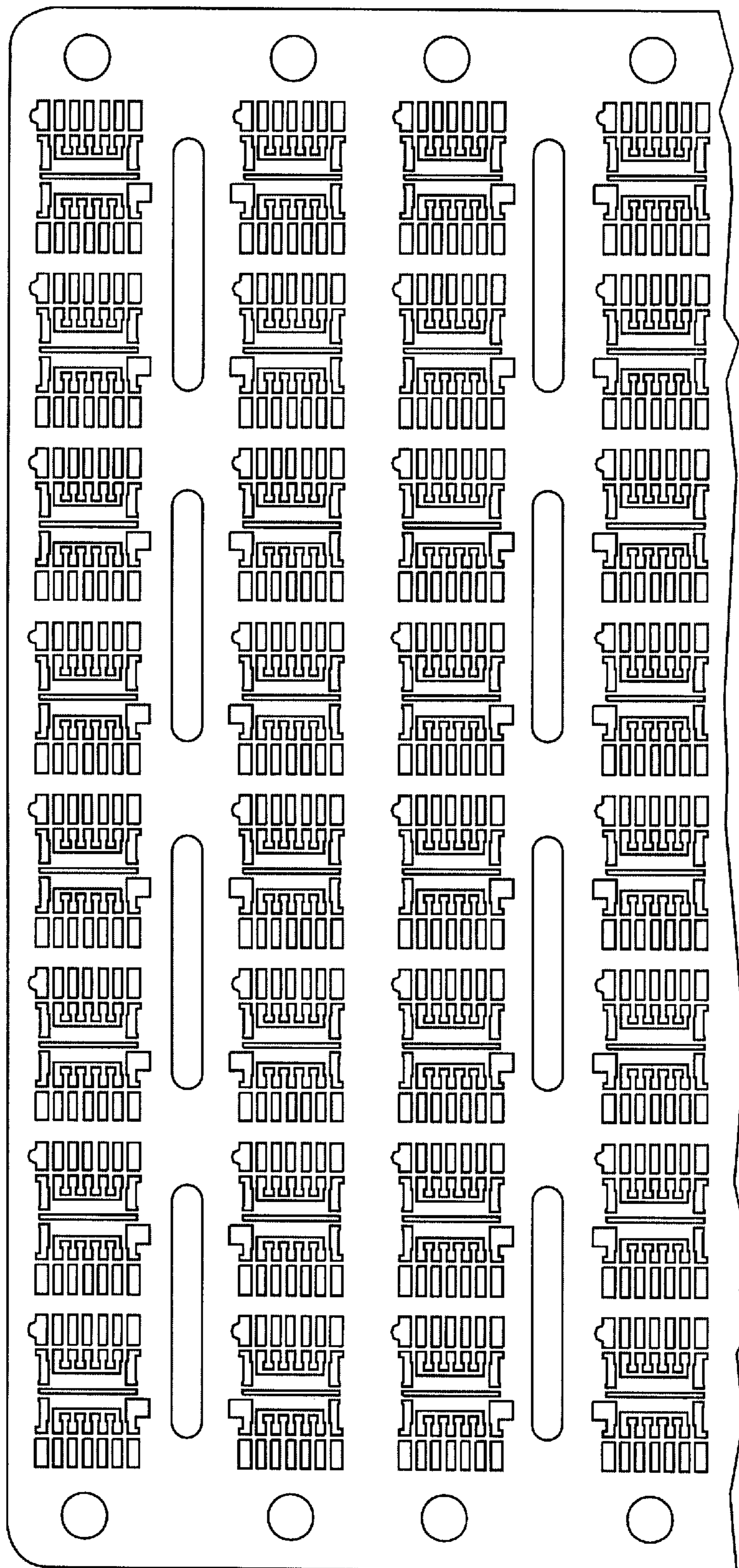


FIG. 1

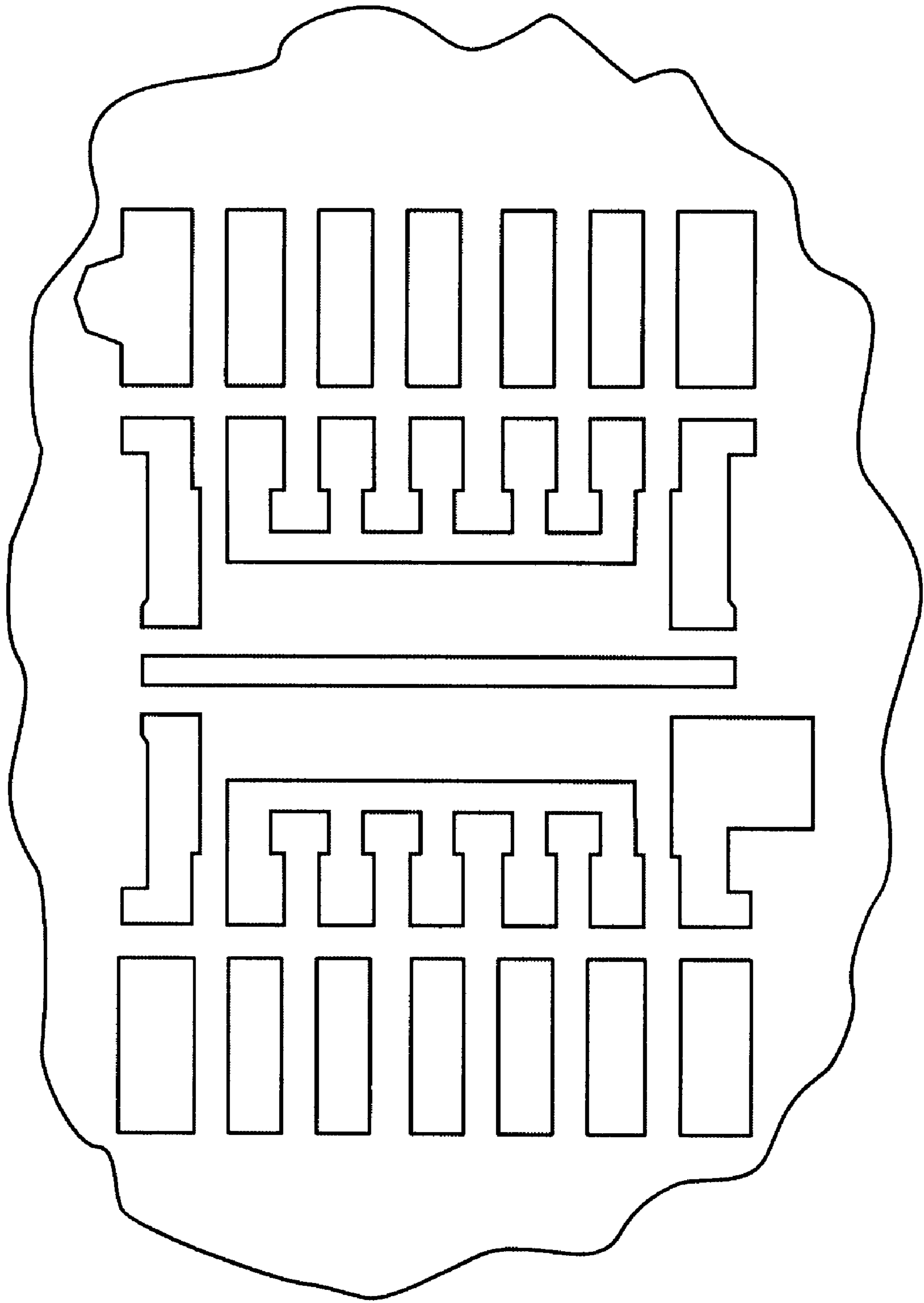


FIG. 2

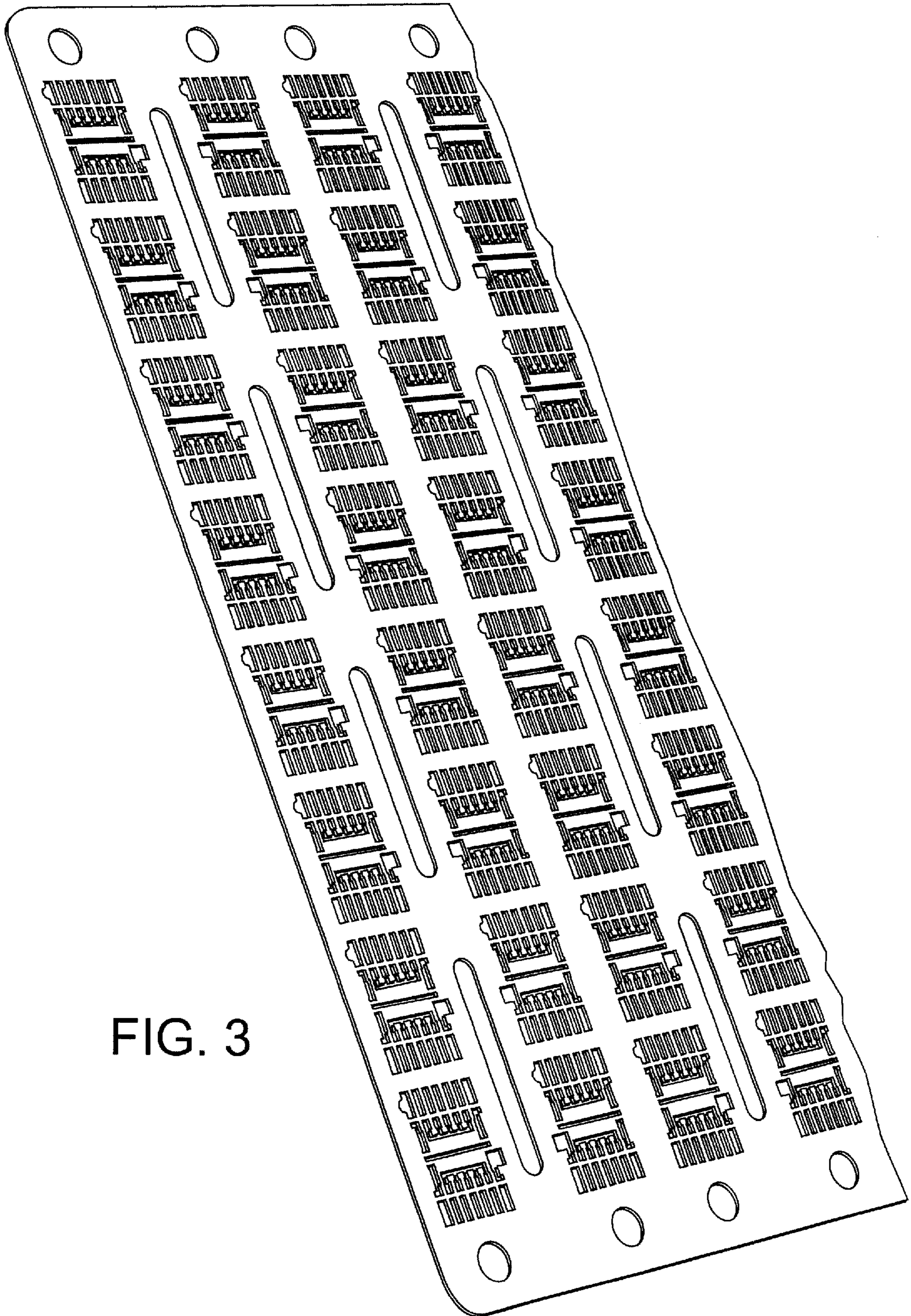


FIG. 3