



US00D484849S

(12) **United States Design Patent**
Kunos et al.

(10) **Patent No.:** **US D484,849 S**
(45) **Date of Patent:** **** Jan. 6, 2004**

(54) **TIRE SIDEWALL**

(75) Inventors: **Andrew Arpad Kunos**, Kent, OH (US); **Billy Joe Ratliff, Jr.**, Clinton, OH (US); **David Lee Bair**, Hudson, OH (US); **Mark Anthony Canankamp**, Akron, OH (US)

(73) Assignee: **The Goodyear Tire & Rubber Company**, Akron, OH (US)

(**) Term: **14 Years**

(21) Appl. No.: **29/180,736**

(22) Filed: **Apr. 29, 2003**

(51) **LOC (7) Cl.** **12-15**

(52) **U.S. Cl.** **D12/605**

(58) **Field of Search** D12/501, 605;
152/209.1, 209.16, 523, 524, DIG. 12

(56) **References Cited**

U.S. PATENT DOCUMENTS

D165,098 S	*	11/1951	Muszynski	D12/605
2,865,423 A	*	12/1958	Renaud	152/523
D198,519 S	*	6/1964	McLellan	D12/605
3,508,595 A	*	4/1970	Wilson	152/525
4,168,732 A		9/1979	Monzini	152/353
4,413,663 A		11/1983	Sullenger	152/353
6,123,131 A	*	9/2000	Takada	152/454

D439,557 S		3/2001	Phillips et al.	D12/213
6,257,290 B1	*	7/2001	Sakamoto et al.	152/209.16
6,318,432 B1	*	11/2001	Caretta et al.	152/552
6,418,993 B1		7/2002	Sakamoto et al.	152/539
6,513,560 B2	*	2/2003	Roesgen et al.	152/523
6,550,509 B1		4/2003	Nguyen et al.	152/209.14

FOREIGN PATENT DOCUMENTS

JP	8282218	10/1996	B60C/13/00
JP	200212012	1/2002	B60C/15/00

* cited by examiner

Primary Examiner—Robert M. Spear

(74) *Attorney, Agent, or Firm*—David L. King

(57) **CLAIM**

The ornamental Design for a tire sidewall, as shown and described.

DESCRIPTION

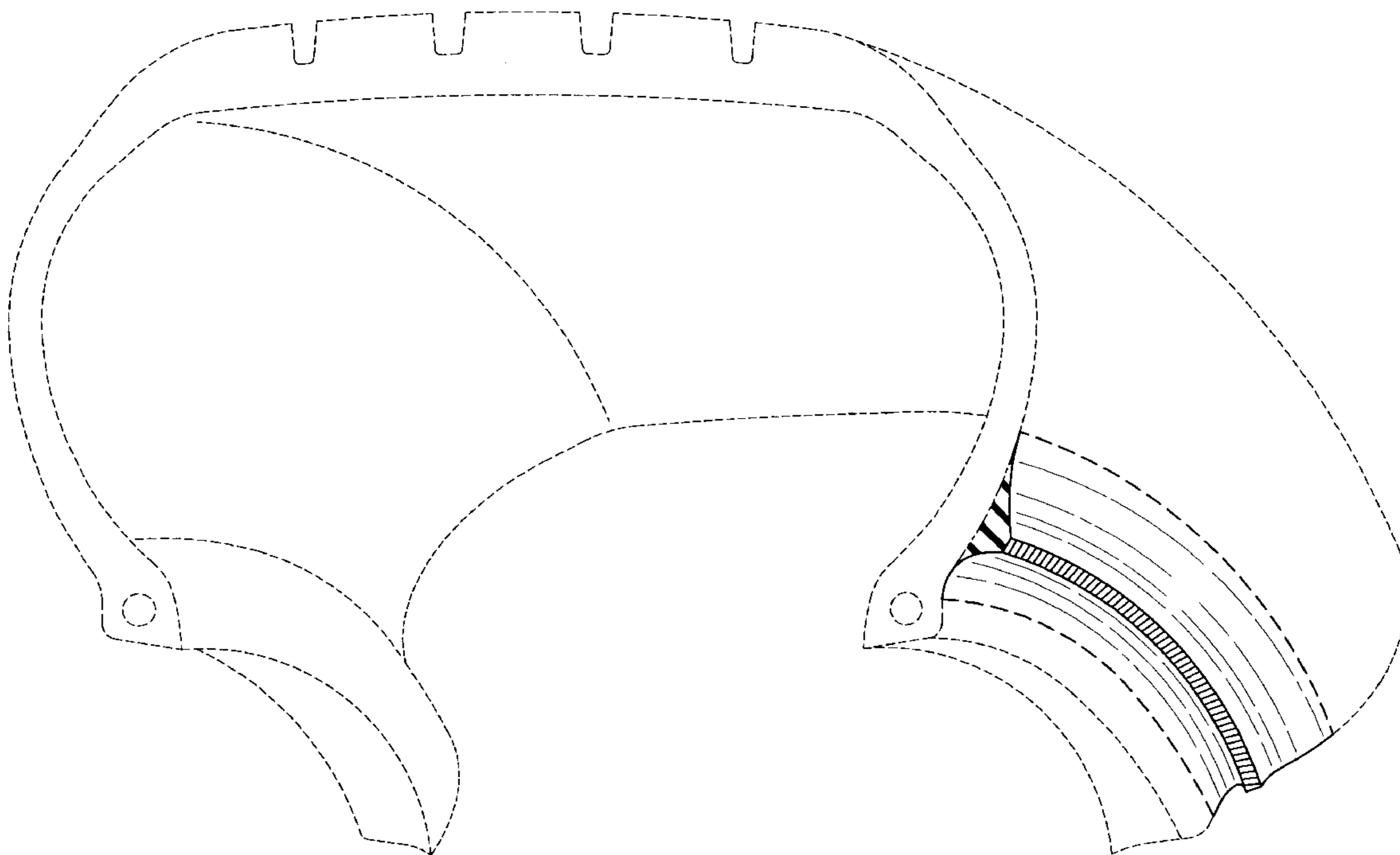
FIG. 1 is a front elevation view of a tire sidewall showing our new design;

FIG. 2 is a perspective view thereof; and,

FIG. 3 is an enlarged fragmentary front elevational view thereof.

In the drawings, the broken lines defining the tread, inner bead and the peripheral boundaries between the tire sidewall and the tread and inner bead are for illustrative purposes only and form no part of the claimed design.

1 Claim, 3 Drawing Sheets



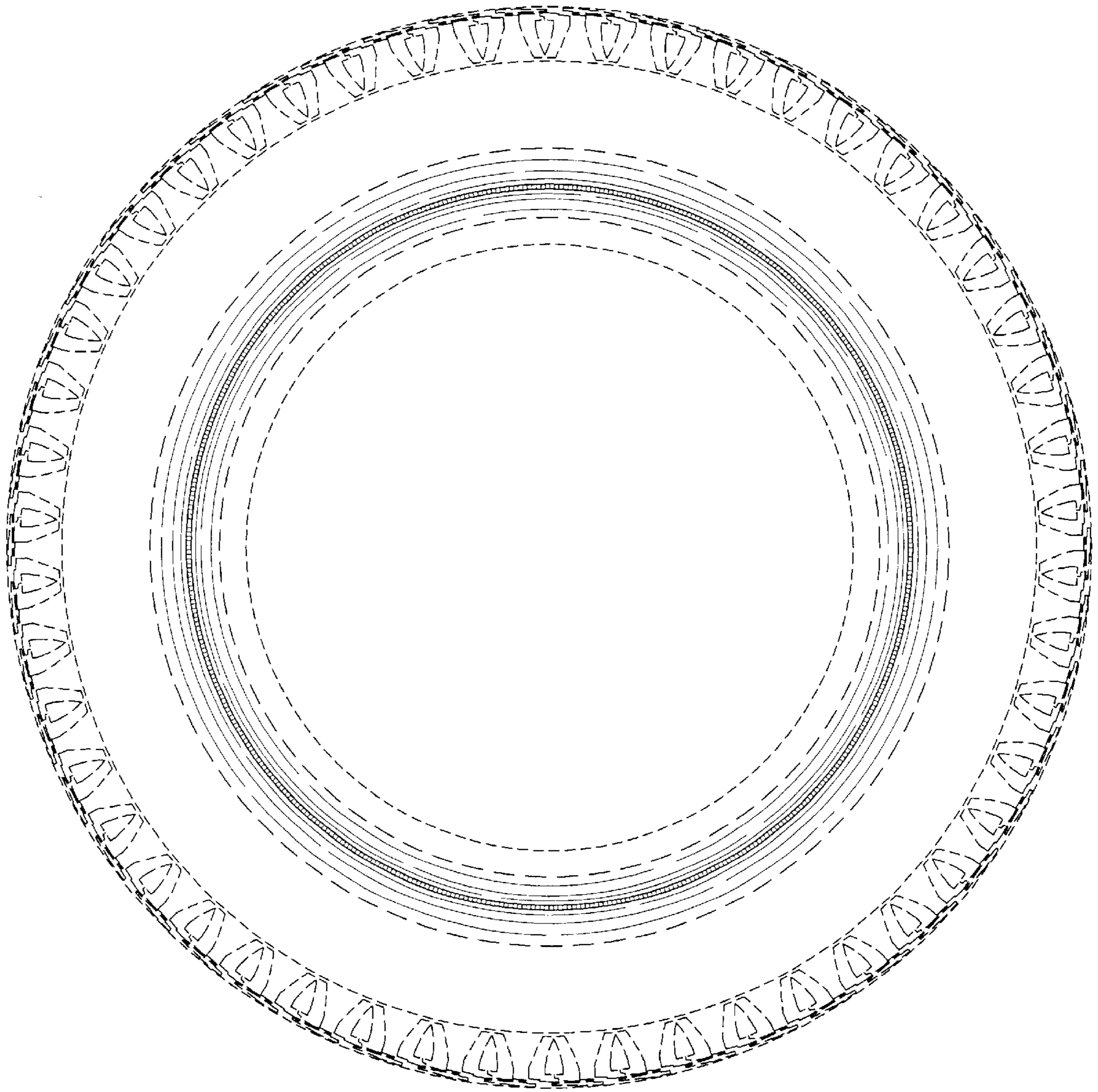


FIG-1

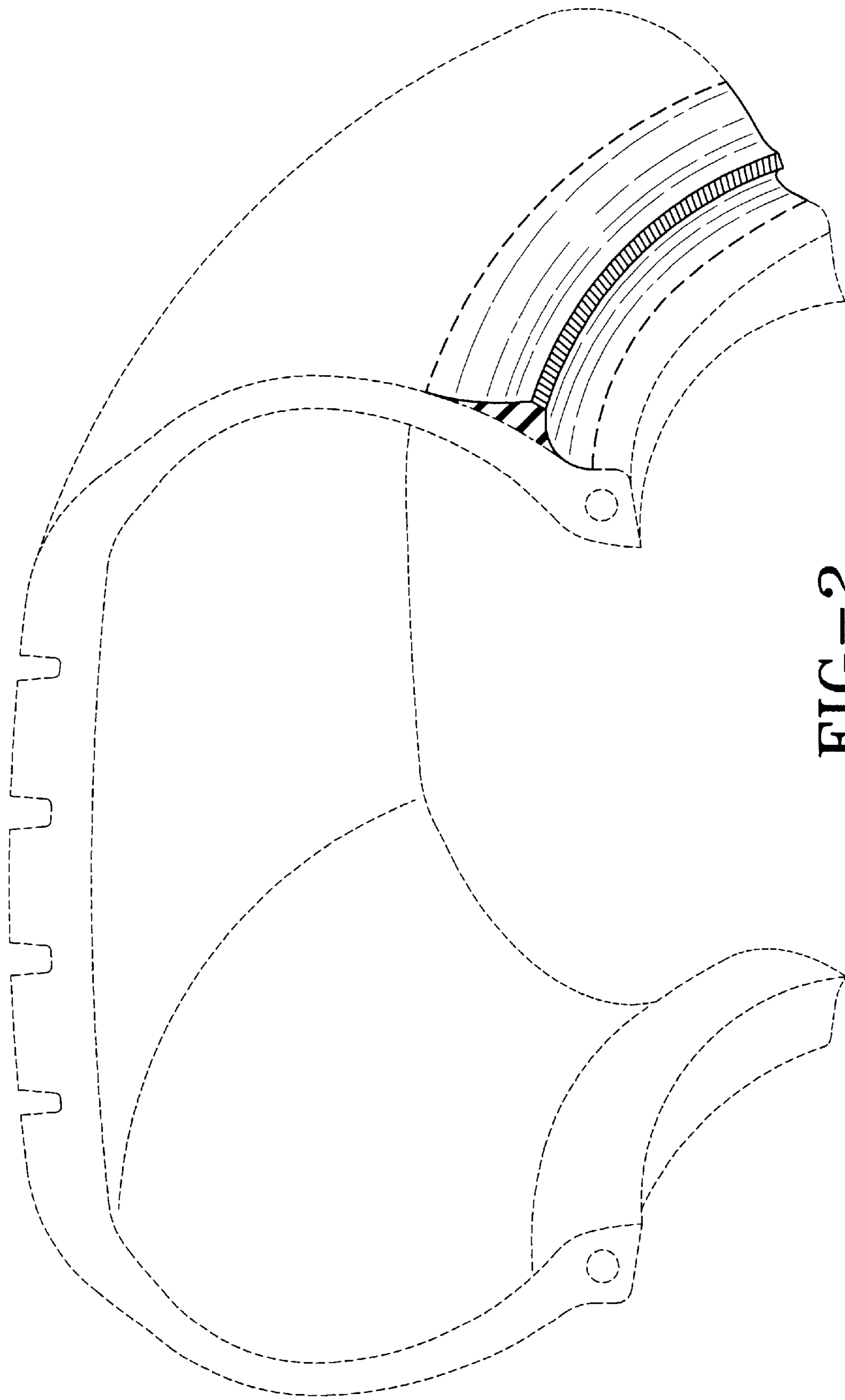


FIG-2

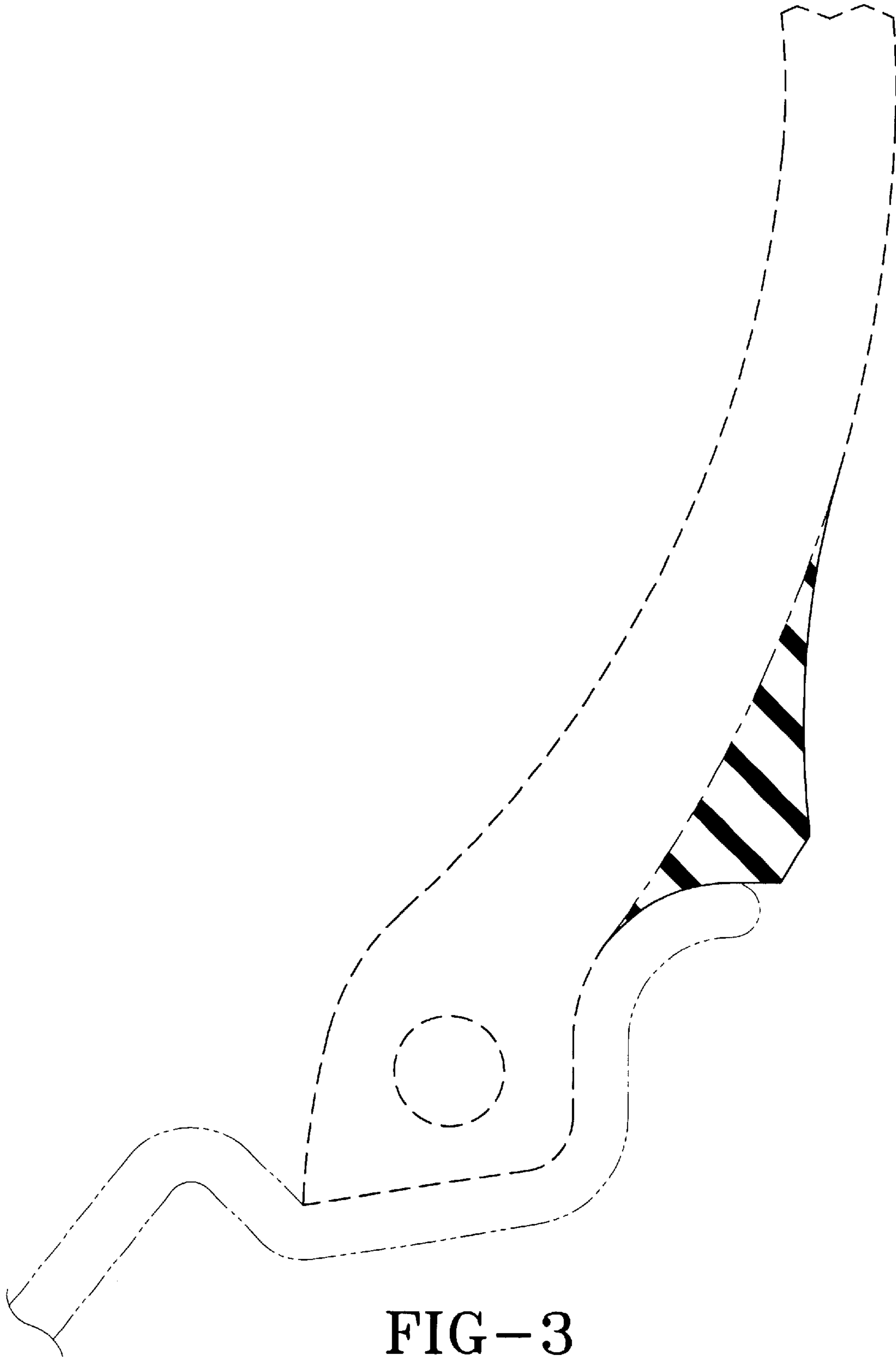


FIG-3