



US00D484828S

(12) **United States Design Patent**  
**Sarian**

(10) **Patent No.:** **US D484,828 S**

(45) **Date of Patent:** **\*\* Jan. 6, 2004**

- (54) **FLAG**
- (76) **Inventor:** **Stephen M. Sarian**, 40 Ashley Rd.,  
Newtown Square, PA (US) 19073
- (\*\*) **Term:** **14 Years**
- (21) **Appl. No.:** **29/182,356**
- (22) **Filed:** **May 23, 2003**
- (51) **LOC (7) Cl.** ..... **11-05**
- (52) **U.S. Cl.** ..... **D11/180**
- (58) **Field of Search** ..... D11/108, 109,  
D11/165, 166, 167, 168, 169, 170, 171,  
172, 173, 174, 175, 176, 177, 178, 179,  
180, 181, 182, 183; D20/11; 116/173, 174,  
175

- (56) **References Cited**
- U.S. PATENT DOCUMENTS**
- D20,097 S \* 8/1890 Washburn ..... D11/179
- D53,045 S \* 3/1919 Mueller ..... D11/180
- D135,115 S \* 2/1943 Booharin ..... D11/180

- 2,427,047 A \* 9/1947 Ellis ..... 116/173
- D234,167 S \* 1/1975 Lengyel ..... D20/11
- D273,576 S \* 4/1984 Millan-Perichon ..... D11/167

**OTHER PUBLICATIONS**

Washington Star Pictorial Magazine, proposed American flag, p. 9 at bottom right corner.\*

\* cited by examiner

*Primary Examiner*—Doris V. Coles

*Assistant Examiner*—Elizabeth A. Albert

(74) *Attorney, Agent, or Firm*—Robert J. Yarbrough

(57) **CLAIM**

The ornamental design for a flag, as shown and described.

**DESCRIPTION**


FIG. 1 is a front view of a flag showing my new design.

FIG. 2 is a rear view thereof.

FIG. 3 is a right side view thereof, the left side being the same; and,

FIG. 4 is a bottom view thereof, the top view being the same.

**1 Claim, 2 Drawing Sheets**






FIG. 1




FIG.2



FIG.3



FIG.4