



US00D484820S

(12) **United States Design Patent**  
**Hohn**

(10) **Patent No.:** **US D484,820 S**

(45) **Date of Patent:** **\*\* Jan. 6, 2004**

(54) **VEHICLE SECURITY DEVICE ACTUATOR**

(76) Inventor: **Shemaiah E. Hohn**, 156-01 N. Conduit Ave. Apartment A#1, Jamaica, NY (US) 11434

(\*\*) Term: **14 Years**

(21) Appl. No.: **29/177,043**

(22) Filed: **Mar. 4, 2003**

(51) **LOC (7) Cl.** ..... **10-05**

(52) **U.S. Cl.** ..... **D10/106; D10/104**

(58) **Field of Search** ..... D10/106, 104; D14/218; D13/168; 340/825.69, 825.72; 341/176

(56) **References Cited**

**U.S. PATENT DOCUMENTS**

D219,025	S	*	10/1970	Askins et al.	.....	D14/218
D354,489	S	*	1/1995	Patton et al.	.....	D14/218
5,379,033	A	*	1/1995	Fujii et al.	.....	340/825.69
D372,244	S	*	7/1996	Yamazaki et al.	.....	D14/218
D381,662	S	*	7/1997	Weissberg et al.	.....	D14/218
D406,107	S	*	2/1999	Flick	.....	D13/168
D409,577	S	*	5/1999	Doppelt et al.	.....	D13/168
5,940,007	A	*	8/1999	Brinkmeyer et al.	...	340/825.69
D423,462	S	*	4/2000	Jimenez et al.	.....	D13/168
6,127,922	A	*	10/2000	Roddy et al.	.....	340/426
6,130,624	A	*	10/2000	Guyer	.....	340/825.69
D437,308	S	*	2/2001	Gasa	.....	D14/218

6,243,022	B1	*	6/2001	Furukawa	.....	340/825.72
D452,520	S	*	12/2001	Gotham et al.	.....	D16/235
D459,314	S	*	6/2002	Flick	.....	D13/168
D461,457	S	*	8/2002	Lin	.....	D13/168
D462,069	S	*	8/2002	Gatto	.....	D14/218

\* cited by examiner

*Primary Examiner*—Nelson C. Holtje

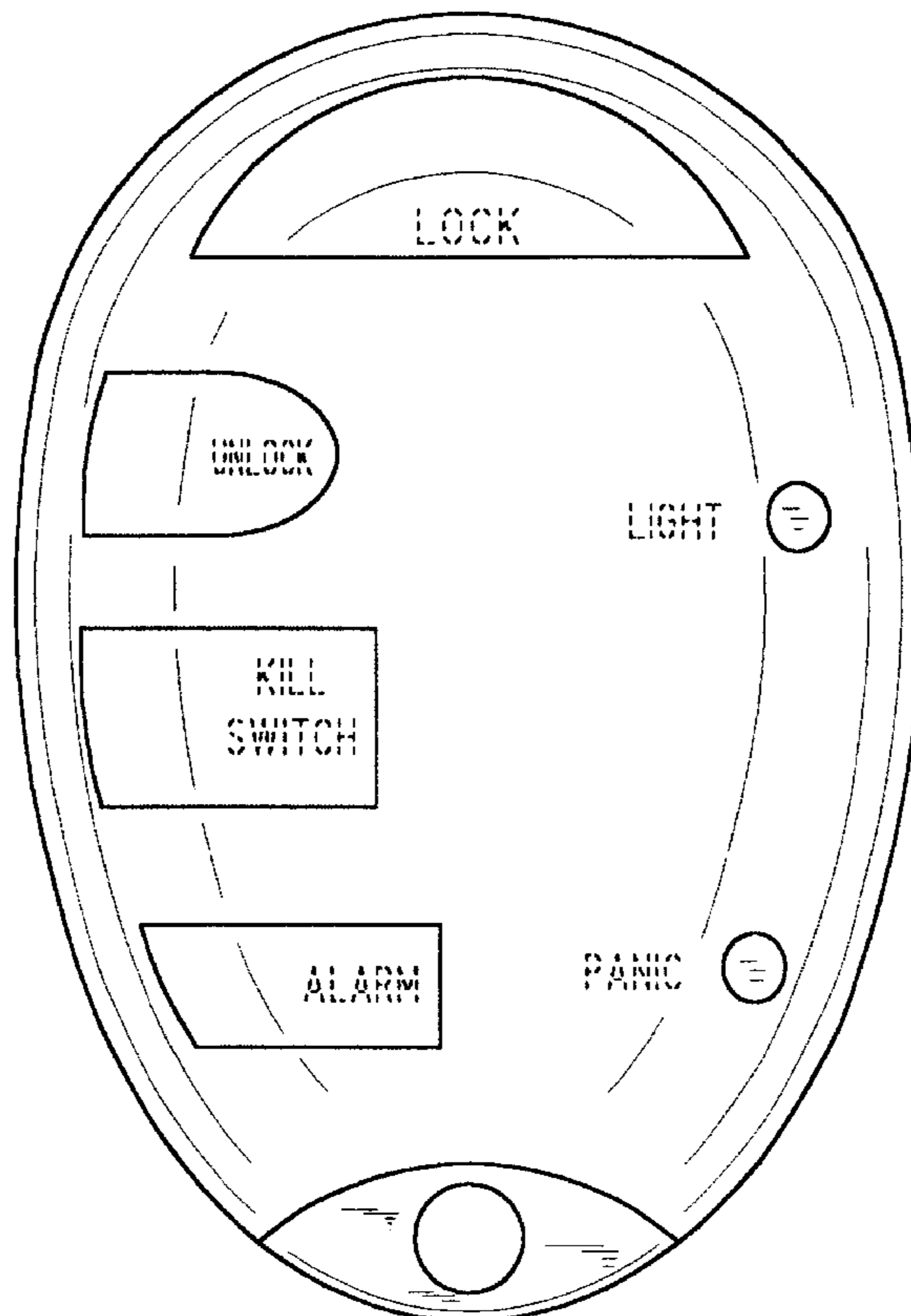
(57) **CLAIM**

The ornamental design for a vehicle security device actuator, as shown and described.

**DESCRIPTION**

FIG. 1 is a front elevated view of a vehicle security device actuator showing my new design;  
 FIG. 2 is a rear elevated view of the vehicle security device actuator;  
 FIG. 3 is a right side elevated view of the vehicle security device actuator;  
 FIG. 4 is a left side elevated view of the vehicle security device actuator;  
 FIG. 5 is a top plan view of the vehicle security device actuator; and,  
 FIG. 6 is a bottom plan view of the vehicle security device actuator.  
 The details shown in broken lines in FIG. 1 are for illustrative purposes only and form no part of the claimed invention.

**1 Claim, 2 Drawing Sheets**



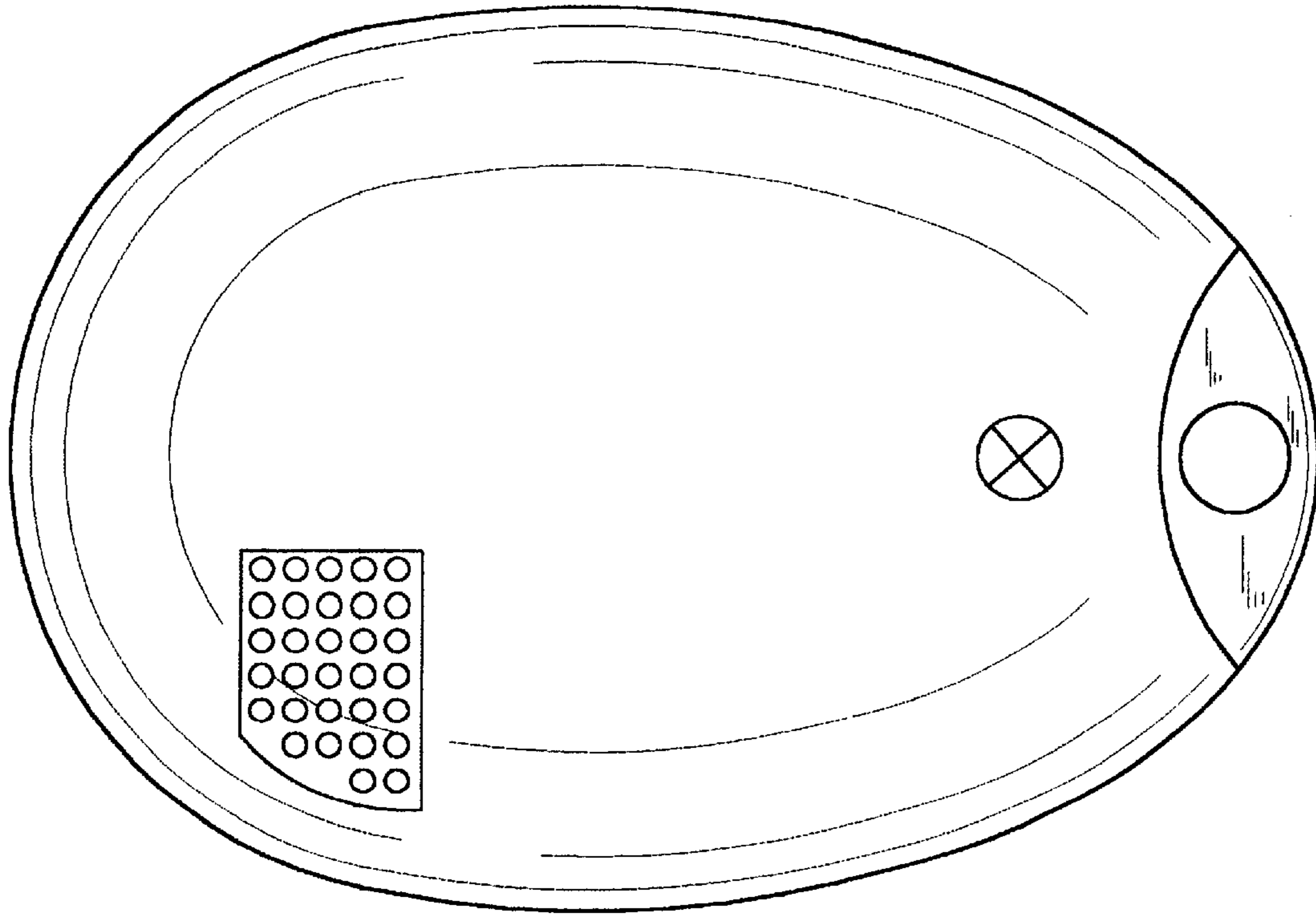


FIG. 2

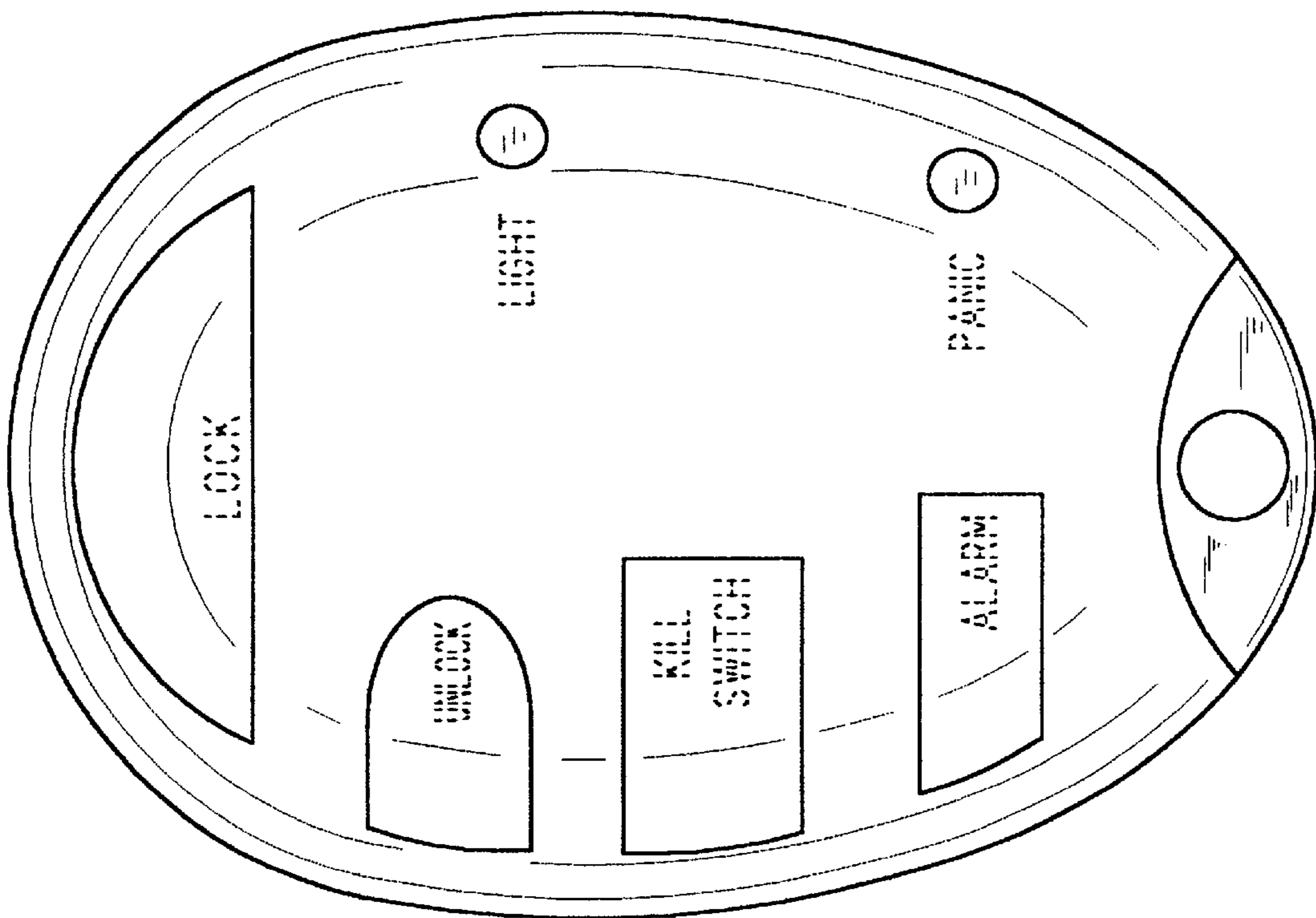


FIG. 1

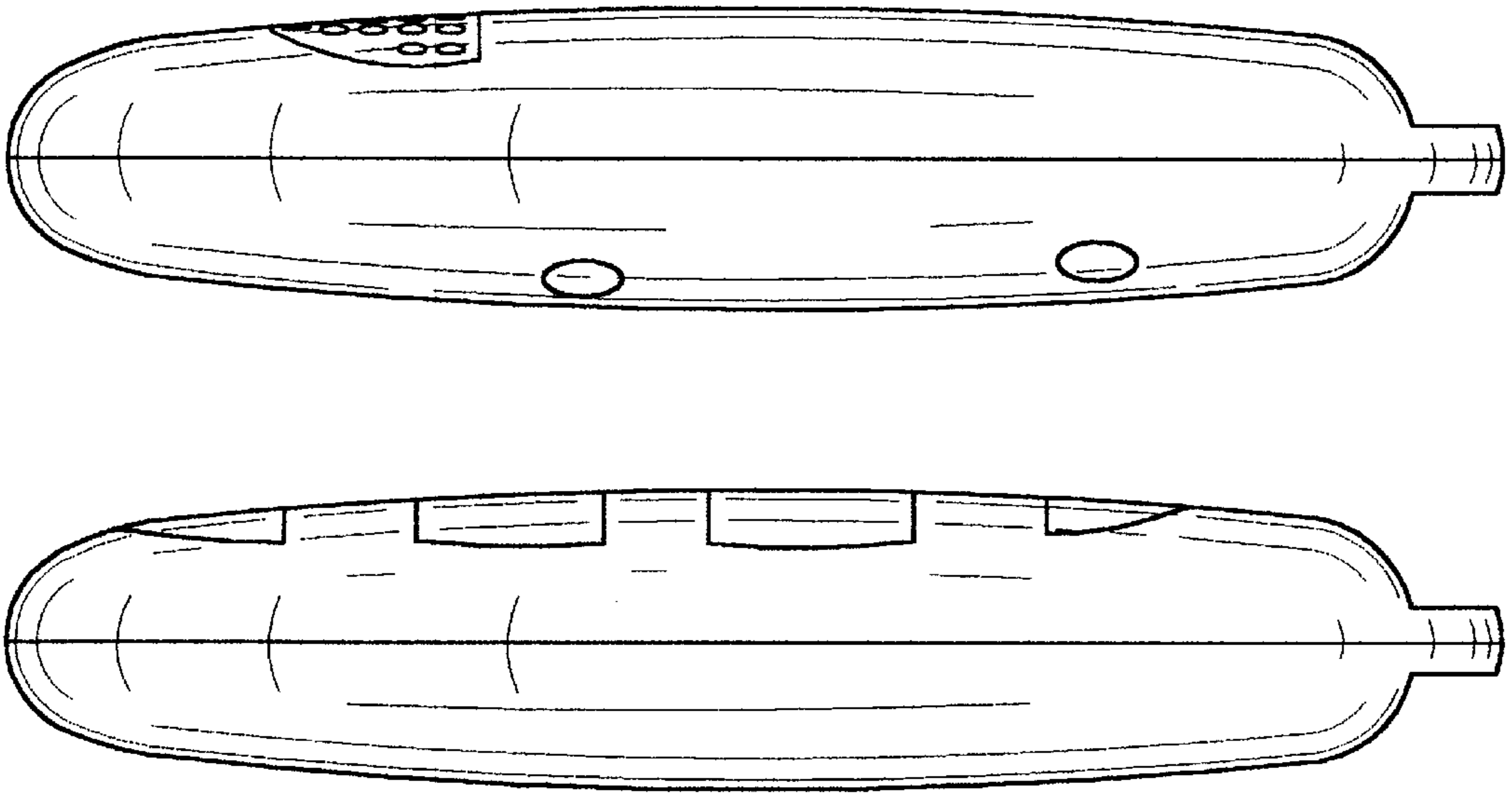


FIG. 3

FIG. 4

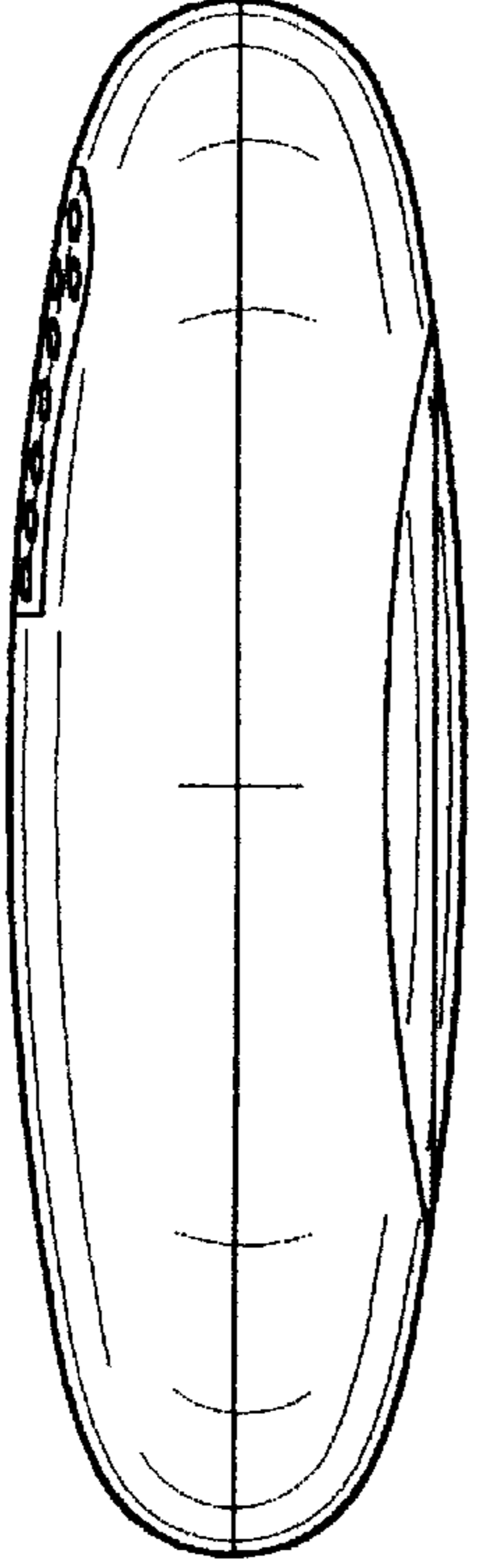


FIG. 5

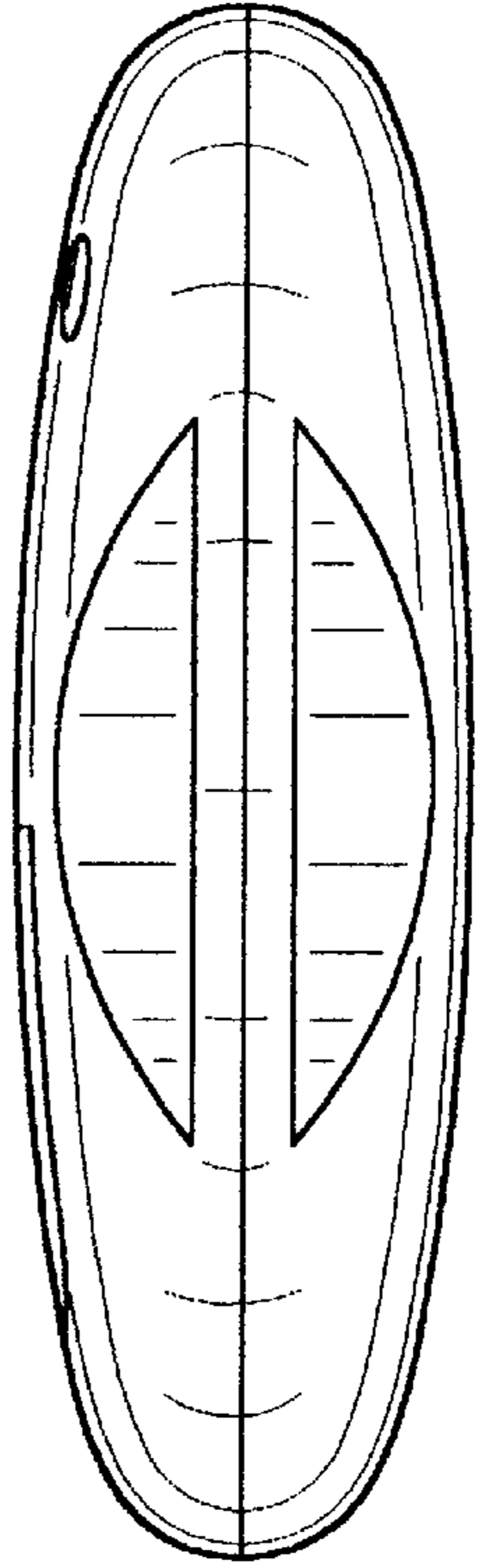


FIG. 6