



US00D484815S

(12) **United States Design Patent**
Baumann

(10) **Patent No.:** **US D484,815 S**

(45) **Date of Patent:** **** Jan. 6, 2004**

(54) **WRISTWATCH**

(75) **Inventor:** **René Baumann, Geneva (CH)**

(73) **Assignee:** **Desco Von Schulthess AG, Zurich (CH)**

(**) **Term:** **14 Years**

(21) **Appl. No.:** **29/169,423**

(22) **Filed:** **Oct. 21, 2002**

(30) **Foreign Application Priority Data**

Sep. 2, 2002 (WO) DMA/005 826

(51) **LOC (7) Cl. 10-02**

(52) **U.S. Cl. D10/32; D10/39**

(58) **Field of Search D10/1-40, 122-132; 368/276-277, 281-282, 285; D11/3-25; 63/1.1, 3, 5, 11; 224/164, 168, 178**

(56) **References Cited**

U.S. PATENT DOCUMENTS

D366,426 S * 1/1996 Kojima D10/39

D371,080 S * 6/1996 Gueit D10/39
D401,863 S * 12/1998 Fujihara et al. D10/30
D443,212 S * 6/2001 Giardiello D10/32
D464,274 S * 10/2002 Strasser D10/32

* cited by examiner

Primary Examiner—Nelson C. Holtje

(74) *Attorney, Agent, or Firm*—Sughrue Mion, PLLC

(57) **CLAIM**

The ornamental design for a wristwatch, as shown.

DESCRIPTION

FIG. 1 is a perspective view of the front and right side of a wristwatch showing my new design;
FIG. 2 is a front view thereof;
FIG. 3 is a rear view thereof;
FIG. 4 is a right side view thereof;
FIG. 5 is a left side view thereof;
FIG. 6 is an end view of one end thereof; and,
FIG. 7 is an end view of an opposite end thereof.

1 Claim, 2 Drawing Sheets



FIG. 1



FIG. 2



FIG. 3




FIG. 4




FIG. 6




FIG. 5




FIG. 7

