



US00D484814S

(12) **United States Design Patent**  
**Sugiura**

(10) **Patent No.:** **US D484,814 S**

(45) **Date of Patent:** **\*\* Jan. 6, 2004**

(54) **WRIST WATCH**

(75) Inventor: **Satoshi Sugiura**, Tokyo (JP)

(73) Assignee: **Citizen Tokei Kabushiki Kaisha** (JP)

(\*\*) Term: **14 Years**

(21) Appl. No.: **29/158,153**

(22) Filed: **Apr. 1, 2002**

(51) **LOC (7) Cl.** ..... **10-02**

(52) **U.S. Cl.** ..... **D10/32**

(58) **Field of Search** ..... D10/30-39, 122-132;  
368/281-282, 276-277, 285

(56) **References Cited**

**U.S. PATENT DOCUMENTS**

D60,533 S	*	3/1922	Gruen	.....	D10/39
D302,133 S		7/1989	Woomer		
D355,371 S	*	2/1995	Strasser	.....	D10/30
D403,248 S	*	12/1998	Magninat	.....	D10/30
D421,918 S		3/2000	Bodino		
D439,525 S	*	3/2001	Versace	.....	D10/30
D452,171 S	*	12/2001	Bodino	.....	D10/32

**OTHER PUBLICATIONS**

European Jeweler—(G.Z.)Oct. 1985—p. 93—retangular watches.\*

Swiss Watch & Jewelry Journal—Jun. 1982—p. 635—watch.\*

\* cited by examiner

*Primary Examiner*—Nelson C. Holtje

(74) *Attorney, Agent, or Firm*—Banner & Witcoff, Ltd.

(57) **CLAIM**

The ornamental design for a wrist watch, as shown and described.

**DESCRIPTION**

FIG. 1 is a perspective view of a wrist watch showing my new design,

FIG. 2 is a front elevational view thereof,

FIG. 3 is a rear elevational view thereof,

FIG. 4 is a right side elevational view thereof,

FIG. 5 is a left side elevational view thereof,

FIG. 6 is a top plan thereof, and

FIG. 7 is a bottom plan view thereof.

FIG. 8 is an enlarged partial perspective view of right side of the watch case thereof; and,

FIG. 9 is an enlarged partial perspective view of left side of the watch case thereof.

**1 Claim, 7 Drawing Sheets**





FIG. 1



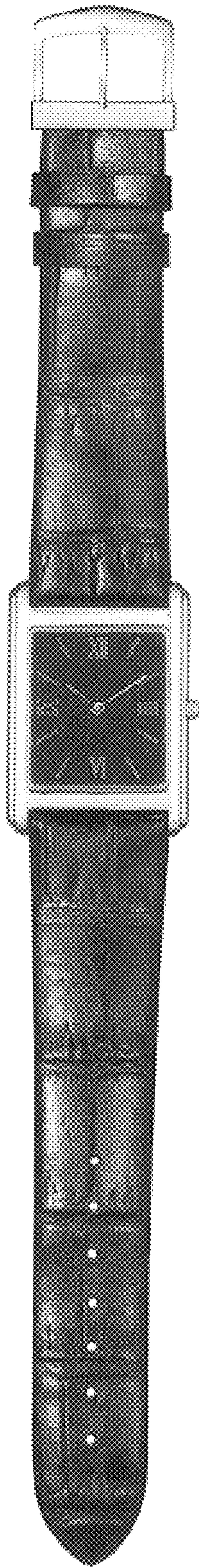


FIG. 2




FIG. 3




FIG. 4




FIG. 5

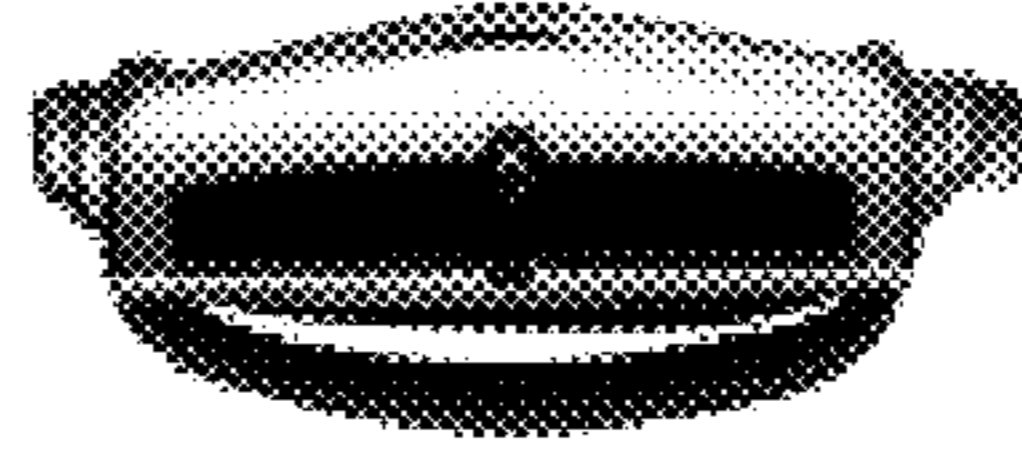


FIG. 6



FIG. 7



FIG. 8



FIG. 9