



US00D484801S

(12)

United States Design Patent

Pierce

(10) Patent No.:

US D484,801 S

(45) Date of Patent:

\*\* Jan. 6, 2004

(54)

POURER DEVICE

D468,205 S \* 1/2003 Pierce ..... D9/440

(76)

Inventor: Michael B. Pierce, 7105 Medicine Lake Rd., Minneapolis, MN (US) 55427

\* cited by examiner

(\*\*) Term:

14 Years

Primary Examiner—Ian Simmons

Assistant Examiner—Gregory Andoll

(74) Attorney, Agent, or Firm—Herman H Bains

(21)

Appl. No.: 29/166,306

(22)

Filed: Aug. 26, 2002

(51)

LOC (7) Cl. .... 09-07

(52)

U.S. Cl. .... D9/440; D9/447

(58)

Field of Search ..... D9/425, 447, 439, D9/440; 220/705, 709; 215/388, 902; D7/300, 397; 222/567

(56)

References Cited

U.S. PATENT DOCUMENTS

D182,940 S \* 5/1958 Williams ..... D9/447

3,422,998 A \* 1/1969 Murray ..... 222/567

(57)

CLAIM

I claim the ornamental design for a pourer device, as shown and described.

DESCRIPTION

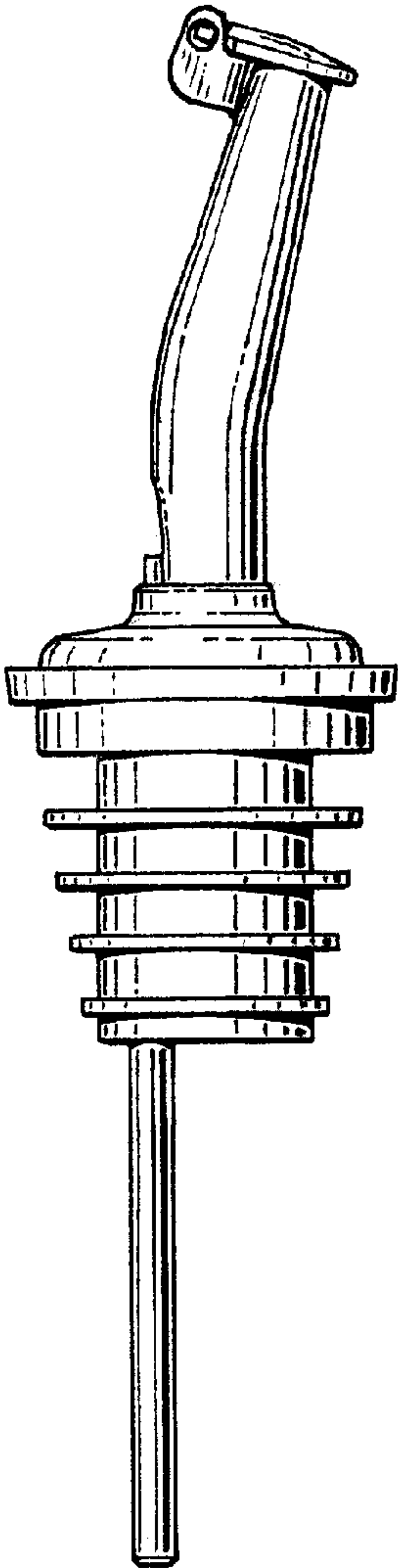
FIG. 1 is a side elevational view of novel pourer device, the other side being identical to the view shown;

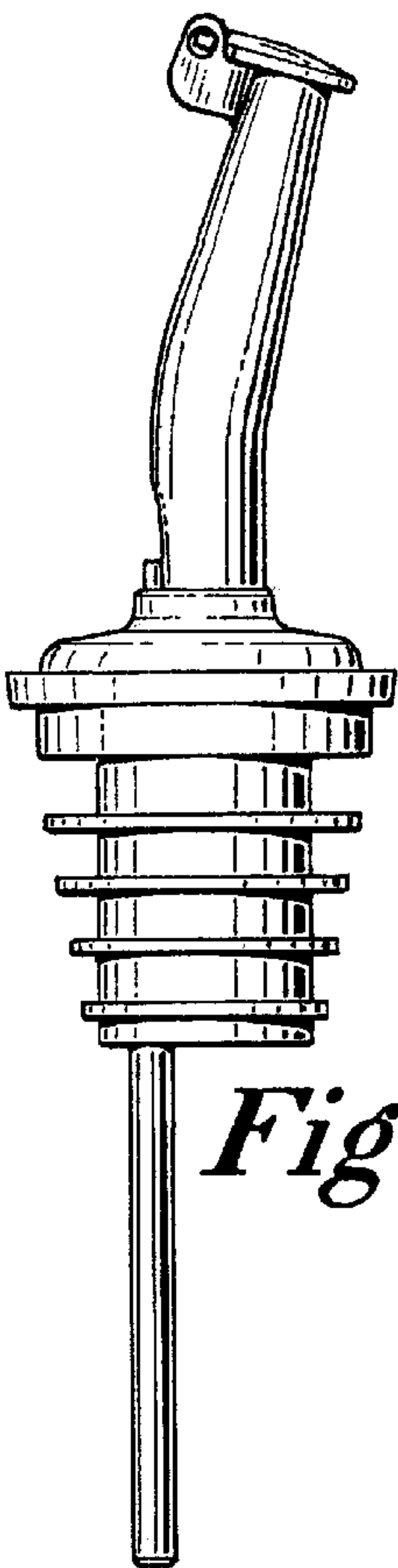
FIG. 2 is a front elevational view of the pourer device;

FIG. 3 is a rear elevational view of the pourer device; and,

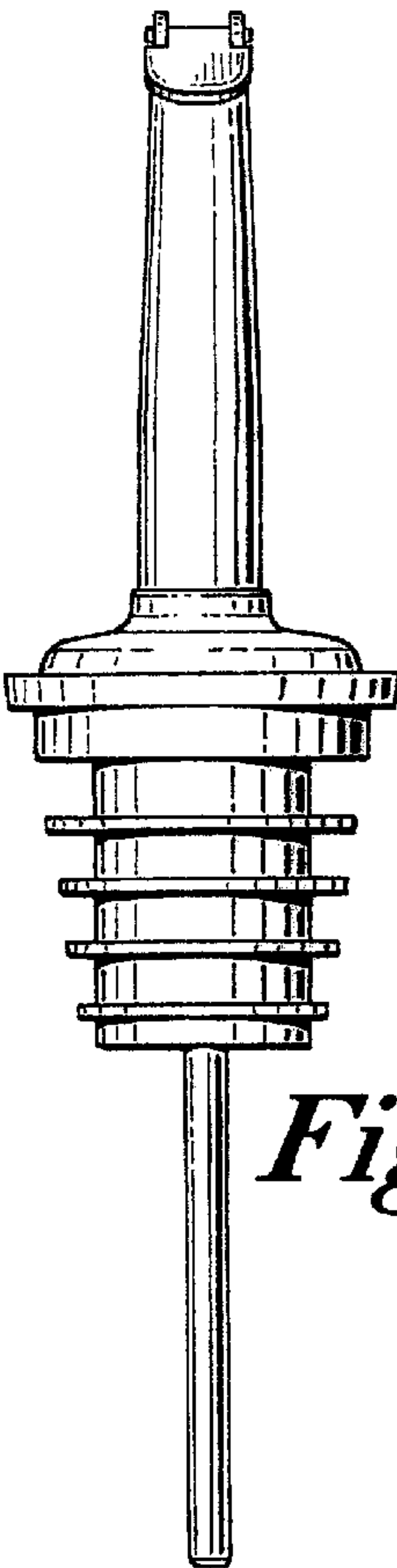
FIG. 4 is a top plan view of the pourer device.

1 Claim, 1 Drawing Sheet

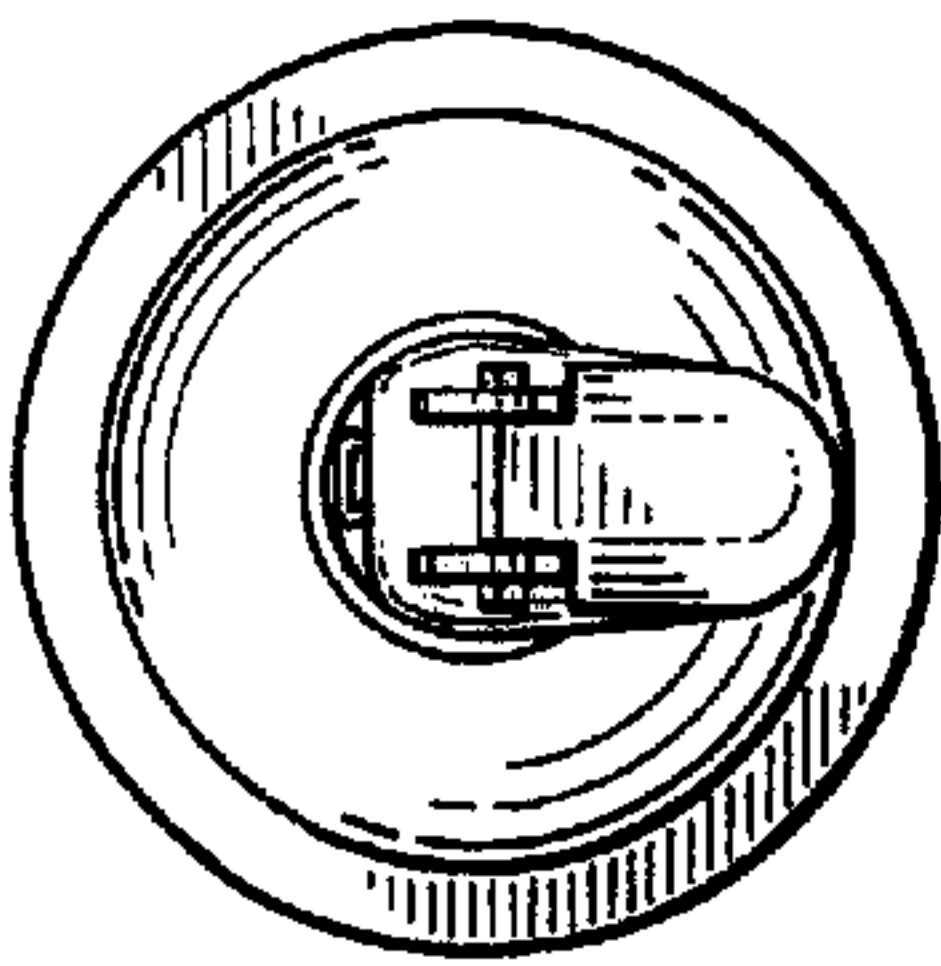




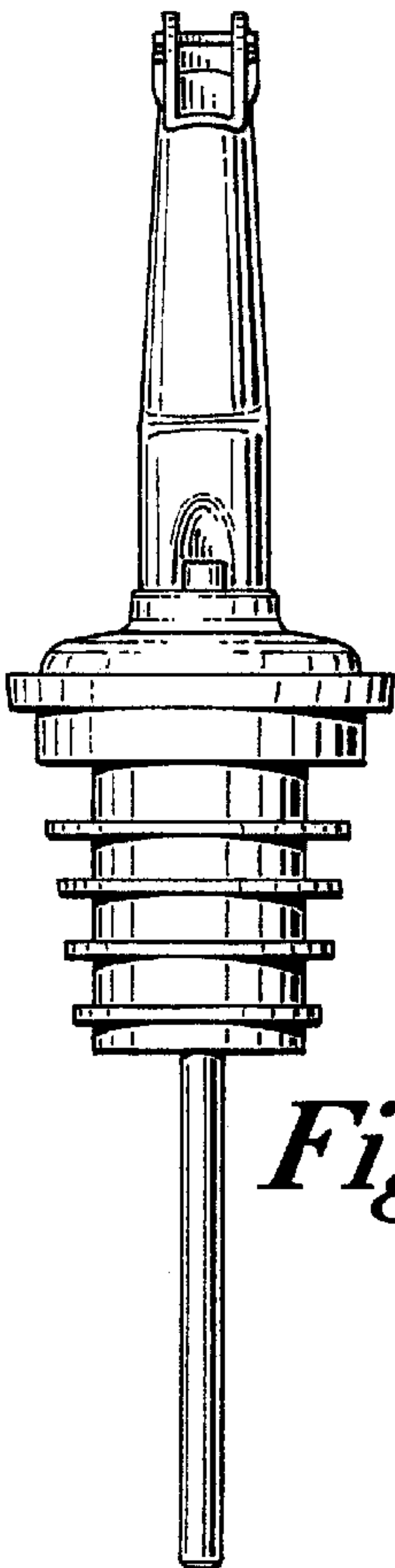
*Fig 1*



*Fig 2*



*Fig 4*



*Fig 3*