



US00D484797S

(12) **United States Design Patent**  
**Kipperman et al.**

(10) **Patent No.: US D484,797 S**  
(45) **Date of Patent: \*\* Jan. 6, 2004**

(54) **STACKABLE CONTAINER**  
(75) Inventors: **Stuart R. Kipperman**, Evansville, IN  
(US); **Hagins Fugate**, Newburgh, IN  
(US); **Joseph M. Paul**, Northfield, CT  
(US); **George Nukuto**, Des Plaines, IL  
(US)

(73) Assignee: **Bristol-Myers Squibb Company**,  
Princeton, NJ (US)

(\*\*) Term: **14 Years**

(21) Appl. No.: **29/171,558**

(22) Filed: **Nov. 25, 2002**

(51) **LOC (7) Cl. .... 09-03**

(52) **U.S. Cl. .... D9/424; D9/432**

(58) **Field of Search** ..... D9/414, 420-426,  
D9/432; D3/273, 294, 201; 206/508, 503,  
515, 509; 220/4.26, 4.27, 23.6, 23.83, 23.86,  
810, 376

(56) **References Cited**

**U.S. PATENT DOCUMENTS**

1,514,379 A	11/1924	Fleischer	
1,607,865 A	11/1926	Butler	
1,703,185 A	2/1929	White	
1,768,771 A	7/1930	La Tourrette	
1,853,852 A	4/1932	Estes	
2,738,900 A	3/1956	Wenger	
2,921,707 A	1/1960	Sloan	
2,978,142 A	4/1961	Novick	
3,001,404 A	9/1961	McDonnell, Jr. et al.	
3,401,825 A	9/1968	Weiss	
3,448,888 A	6/1969	Smith et al.	
3,679,093 A	7/1972	Chang	
3,722,779 A	3/1973	Chang	
3,874,554 A	4/1975	Chang	
3,955,742 A	5/1976	Marshall et al.	
4,036,398 A	7/1977	Hoogvelt et al.	
4,095,716 A	6/1978	Meany	
4,113,095 A *	9/1978	Dietz et al. ....	206/508
D261,234 S	10/1981	Abraham	

4,300,700 A	11/1981	Chang	
4,432,466 A	2/1984	Allen	
D289,262 S *	4/1987	Goetz et al. ....	D9/424
4,685,582 A	8/1987	Pulciani et al.	
4,844,263 A	7/1989	Hadtke	
D308,941 S	7/1990	Kong	
D311,334 S *	10/1990	Flyn et al. ....	D9/424
5,009,310 A	4/1991	Flaney	
5,012,928 A *	5/1991	Proffit et al. ....	206/508
5,042,712 A	8/1991	DeRoseau	

(List continued on next page.)

*Primary Examiner*—Prabhakar Deshmukh

(74) *Attorney, Agent, or Firm*—Nelson Mullins Riley & Scarborough, LLP

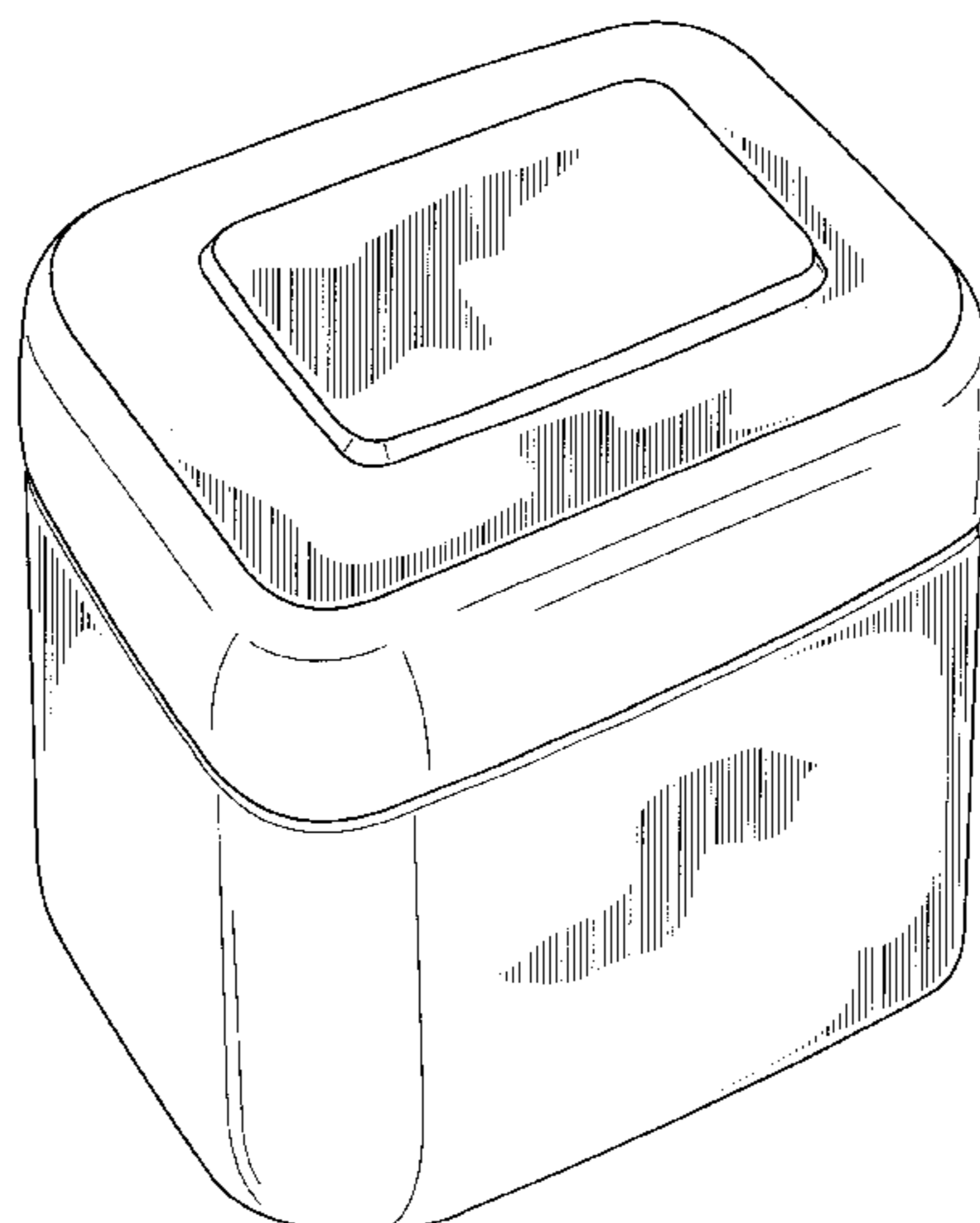
(57) **CLAIM**

The ornamental design of a stackable container, substantially as shown and described.

**DESCRIPTION**

FIG. 1 is a perspective view of a stackable container embodying the design of the present invention; FIG. 2 is a perspective view of the stackable container illustrated in FIG. 1, the container being in the inverted position; FIG. 3 is a front elevational view of the stackable container illustrated in FIG. 1, the rear view being a mirror image of the front view; FIG. 4 is a right side elevational view of the stackable container illustrated in FIG. 1, the left side view being a mirror image of the right side view; FIG. 5 is a top plan view of the stackable container illustrated in FIG. 1; and FIG. 6 is a bottom view of the stackable container illustrated in FIG. 1; and, FIG. 7 is a front elevational view of the stackable container illustrated in FIG. 1, in an arrangement of multiple stacked containers. The broken lines in FIG. 7 are for illustrative purpose only and form no part of the claimed design.

**1 Claim, 5 Drawing Sheets**



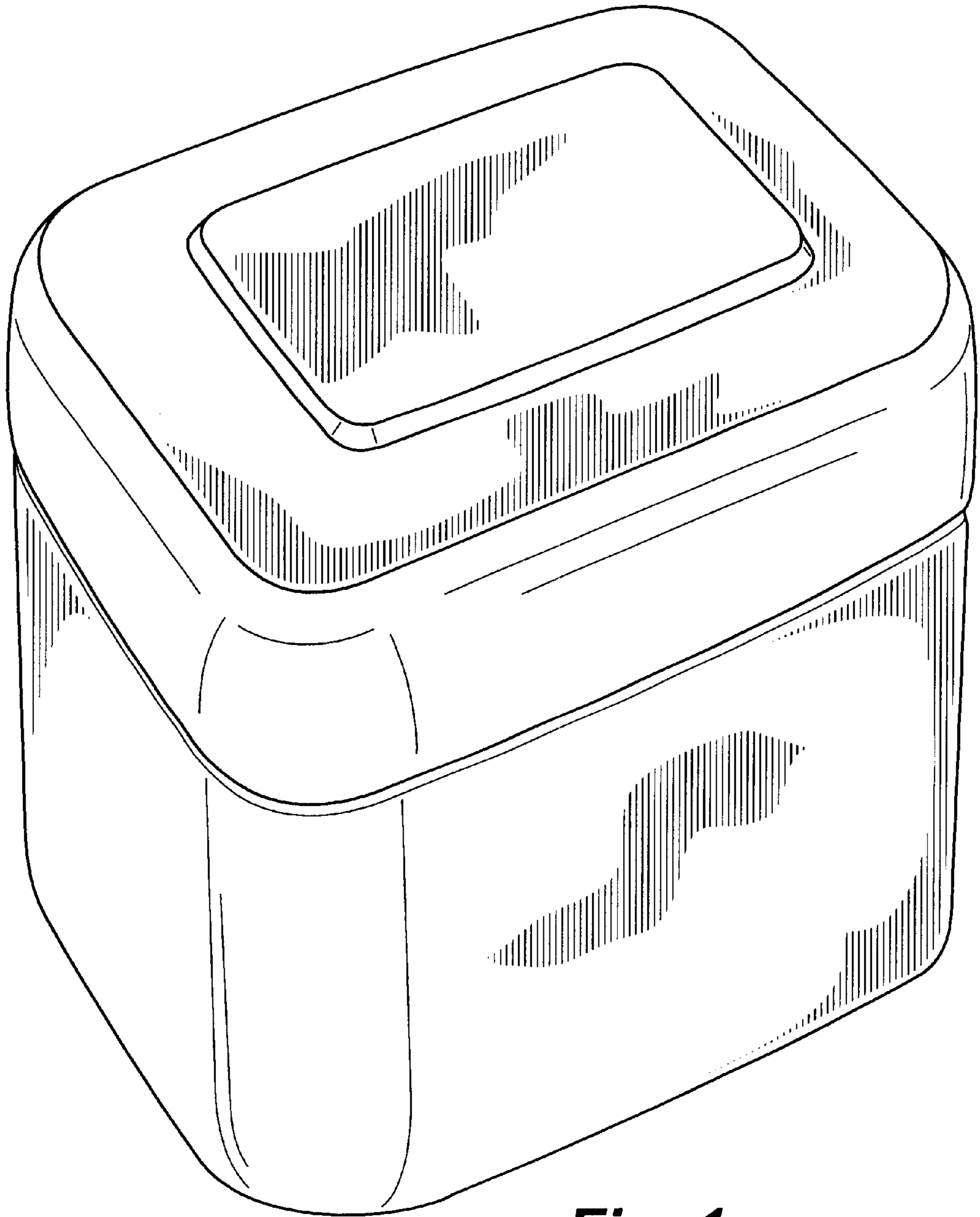
# US D484,797 S

Page 2

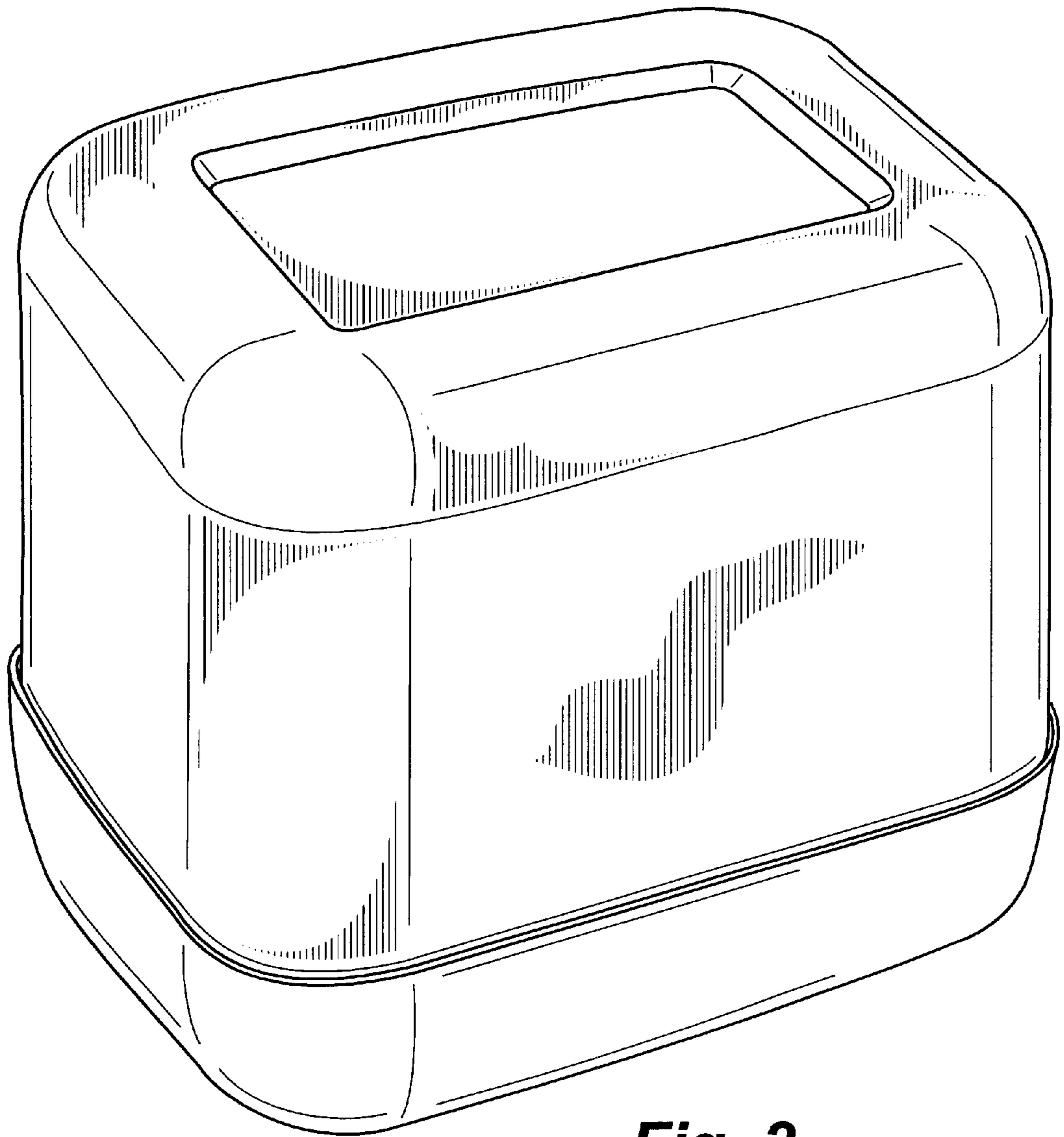
## U.S. PATENT DOCUMENTS

5,054,642 A	10/1991	Yoshida		
5,090,572 A	2/1992	DeRoseau		
5,312,011 A	5/1994	Fischer		
5,347,865 A	9/1994	Mulry et al.		
5,392,945 A	2/1995	Syrek		
D356,255 S	* 3/1995	Syrek .....	D9/424	
5,409,126 A	4/1995	DeMars		
5,409,128 A	4/1995	Mitchell		
5,415,309 A	5/1995	Wang		
D361,036 S	* 8/1995	Krupa .....	D9/423	
5,507,389 A	4/1996	Syrek		
D371,962 S	7/1996	Petruzzi		
5,647,413 A	7/1997	Horrell		
D387,982 S	* 12/1997	Kaplan .....	D9/423	
5,695,084 A	12/1997	Chmela et al.		
5,699,925 A	12/1997	Petruzzi		
5,705,212 A	1/1998	Atkinson		
5,706,974 A	1/1998	Murdick et al.		
5,730,311 A	* 3/1998	Curtis .....	206/508	
5,740,914 A	4/1998	Herzog		
5,775,531 A	7/1998	Lowry		
5,799,792 A	9/1998	Abrums		
D416,438 S	11/1999	Molo		
6,021,903 A	2/2000	Hanson		
D427,769 S	* 7/2000	Zimmerman .....	D9/424	
6,152,318 A	* 11/2000	Walker .....	206/508	
D459,124 S	6/2002	Le et al.		

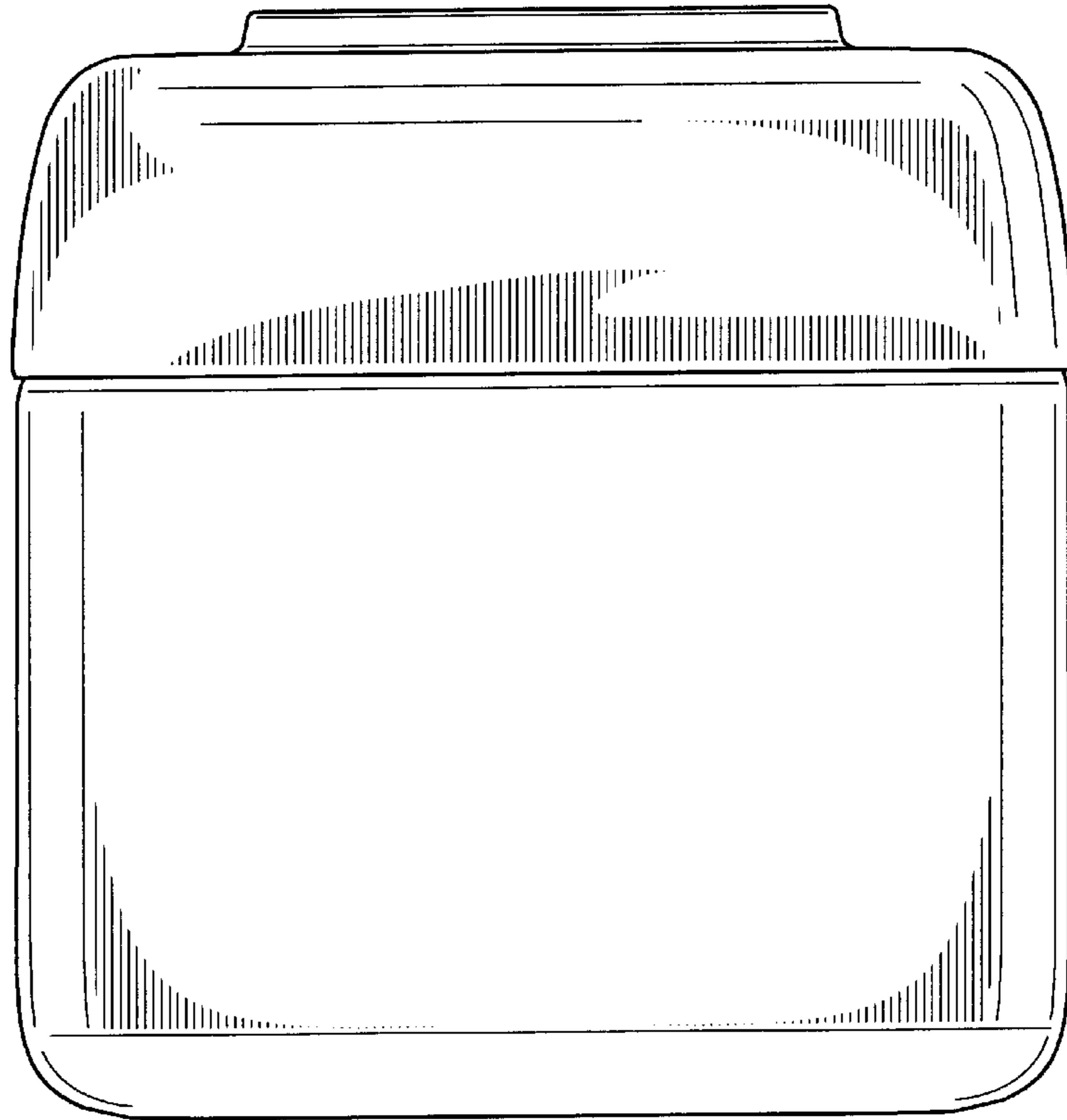
\* cited by examiner



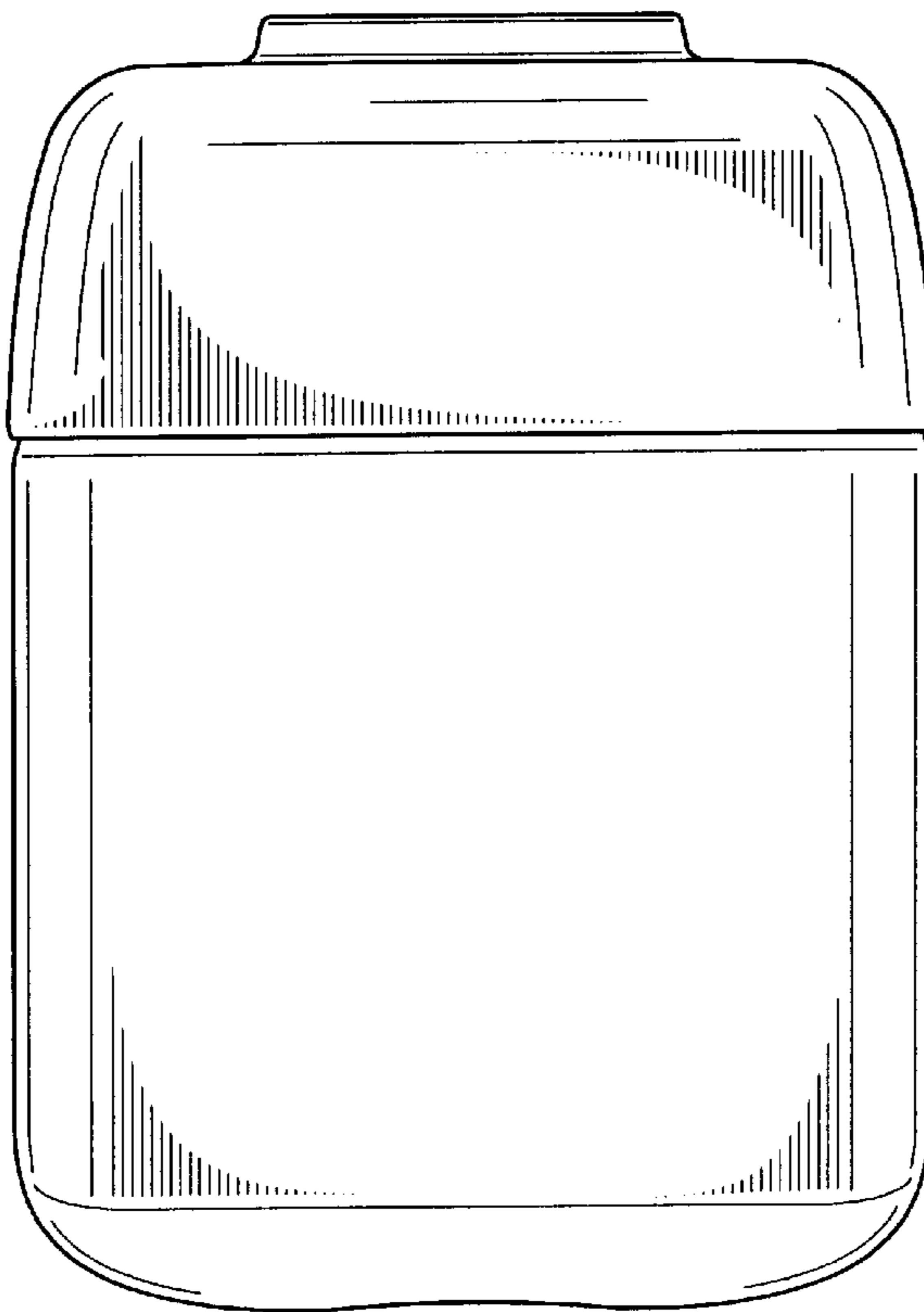
**Fig. 1**



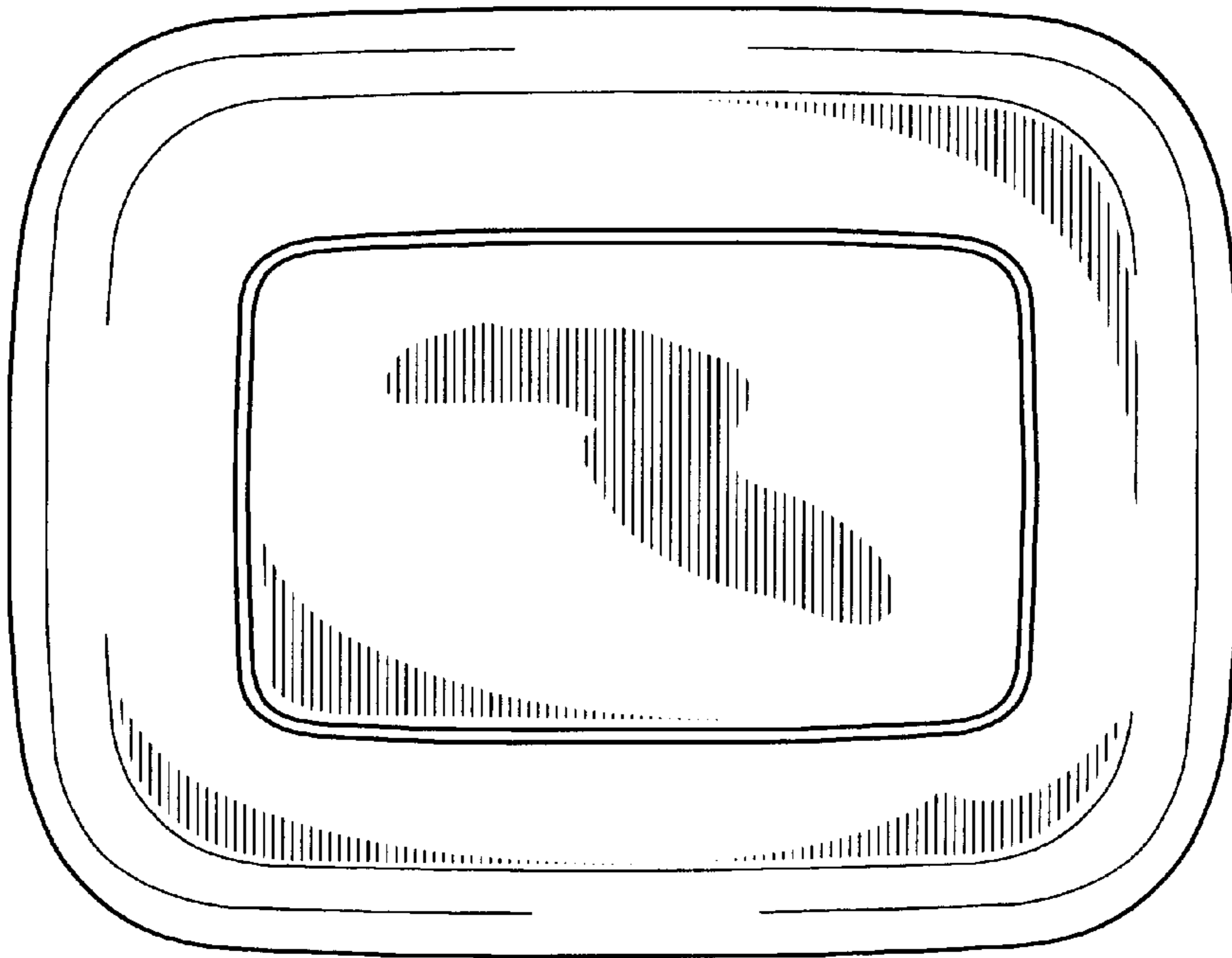
**Fig. 2**



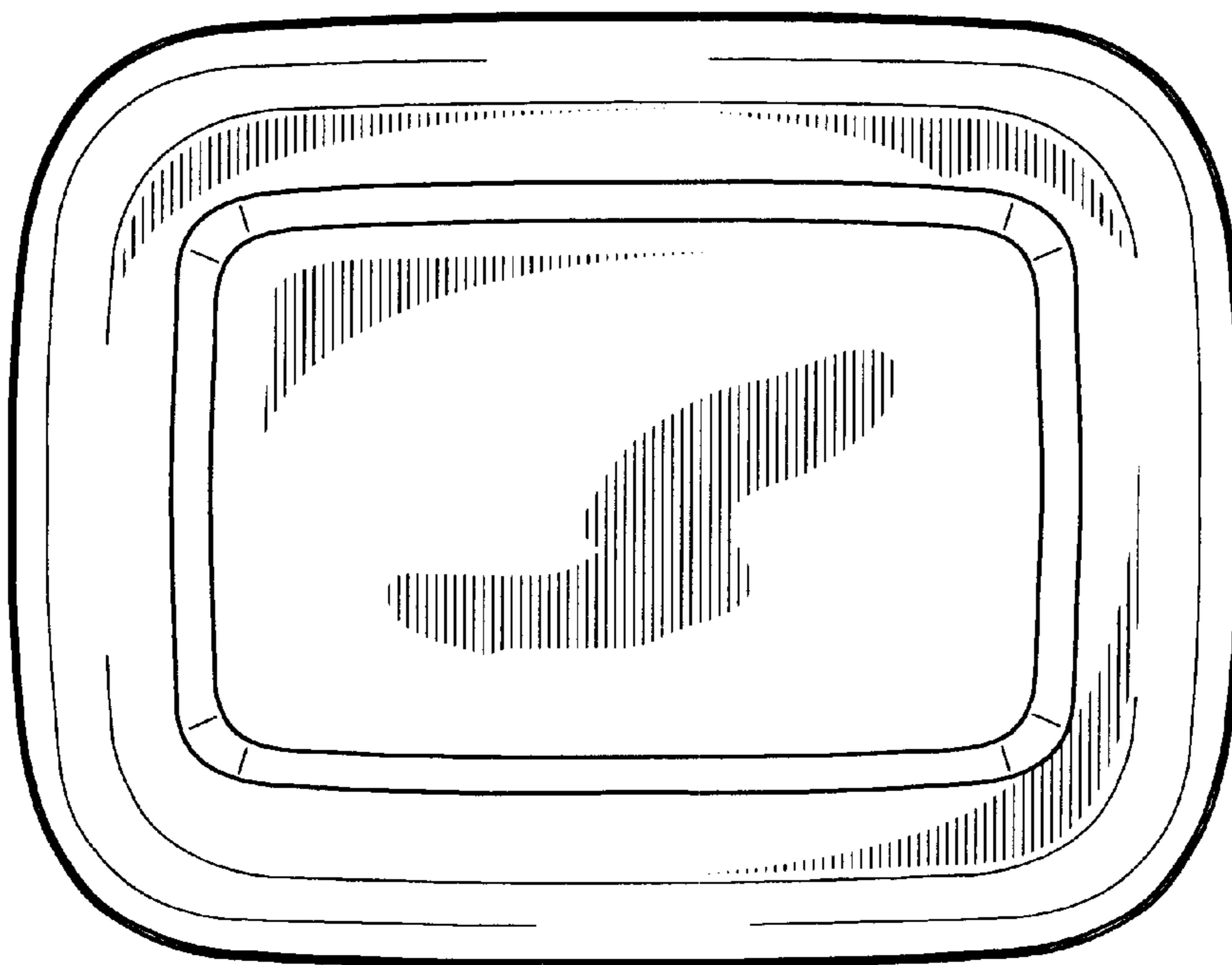
**Fig. 3**




**Fig. 4**



**Fig. 5**



**Fig. 6**



**Fig. 7**