



US00D484785S

(12) **United States Design Patent**
Plumer

(10) **Patent No.:** **US D484,785 S**

(45) **Date of Patent:** **** Jan. 6, 2004**

(54) **VEHICLE WHEEL LUG-NUT HAVING
FRONTAL INDICIA**

6,074,148 A * 6/2000 Wilson 411/533
D449,515 S * 10/2001 Sato D8/397

(76) **Inventor:** **Mark J. Plumer**, 13010 S. Broadway,
Los Angeles, CA (US) 90061

* cited by examiner

(**) **Term:** **14 Years**

Primary Examiner—Doris V. Coles
Assistant Examiner—T. Chase Nelson
(74) *Attorney, Agent, or Firm*—Albert O. Cota

(21) **Appl. No.:** **29/154,406**

(57) **CLAIM**

(22) **Filed:** **Jan. 25, 2002**

The ornamental design for a vehicle wheel lug-nut having frontal indicia, as shown and described.

(51) **LOC (7) Cl.** **08-08**

(52) **U.S. Cl.** **D8/397**

(58) **Field of Search** D8/382, 397, 399;
411/81, 98, 103, 106, 145, 146, 172, 179,
197, 204, 248, 337, 338, 368, 371.2, 372.5,
418, 427, 429, 430, 431, 432, 436, 437,
500, 511, 512, 514, 531, 532, 533, 535,
536, 537, 538, 542, 544, 918, 928; 70/229;
301/35.623, 111.01

DESCRIPTION

FIG. 1 is a perspective view of a vehicle wheel lug-nut having frontal indicia showing my new design;
FIG. 2 is a right side elevational view thereof; the left side being a mirror image;
FIG. 3 is a top plan view thereof, the bottom being a mirror image;
FIG. 4 is a front elevational view showing the location of a frontal indicia; and,
FIG. 5 is a rear side elevational view thereof.

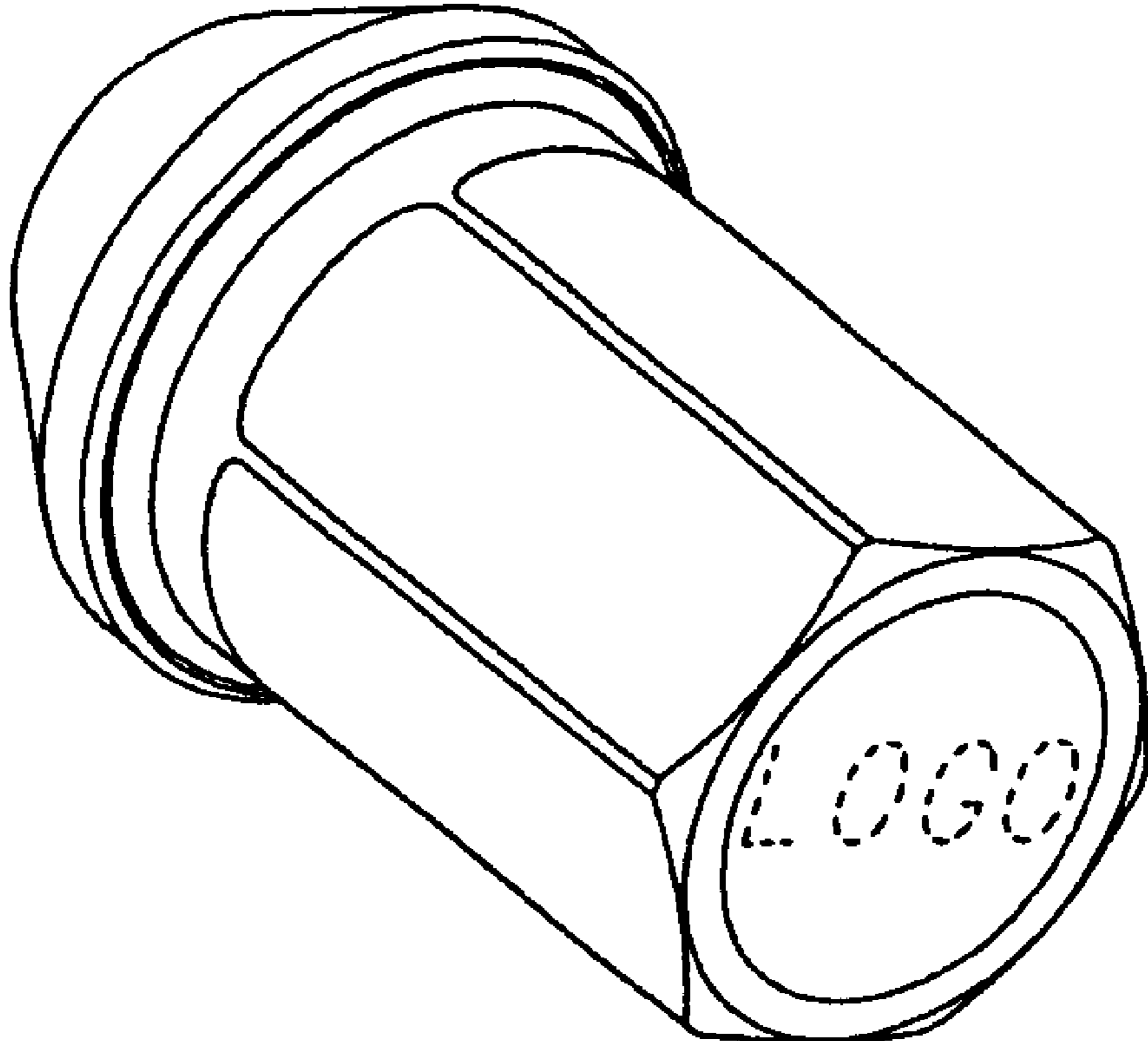
The word logo is shown in broken lines in FIGS. 1 and 4 to indicate that a specific Logo pertaining to a specific manufacturer or distributor will be included in the final vehicle wheel lug-nut. The broken lines form no part of the claimed design.

(56) **References Cited**

U.S. PATENT DOCUMENTS

- D234,486 S * 3/1975 Hale, Sr. D8/397
- D241,520 S * 9/1976 Fujita et al. D8/397
- D268,565 S * 4/1983 Mortus D8/397
- 4,764,070 A * 8/1988 Baltzell et al. 411/430
- 4,813,835 A * 3/1989 Toth 411/432
- D420,897 S * 2/2000 Fuller et al. D8/397

1 Claim, 1 Drawing Sheet



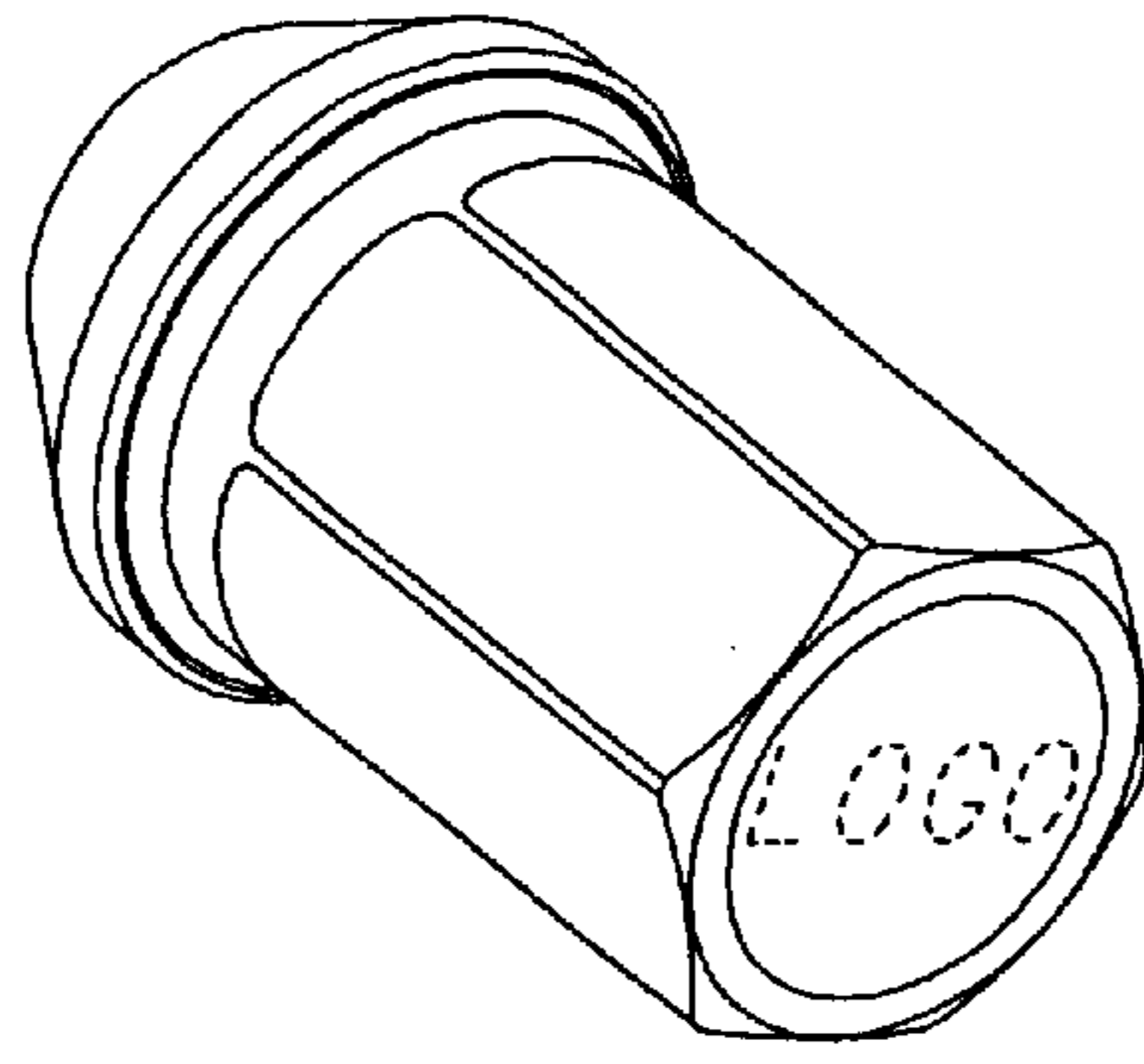


Fig. 1

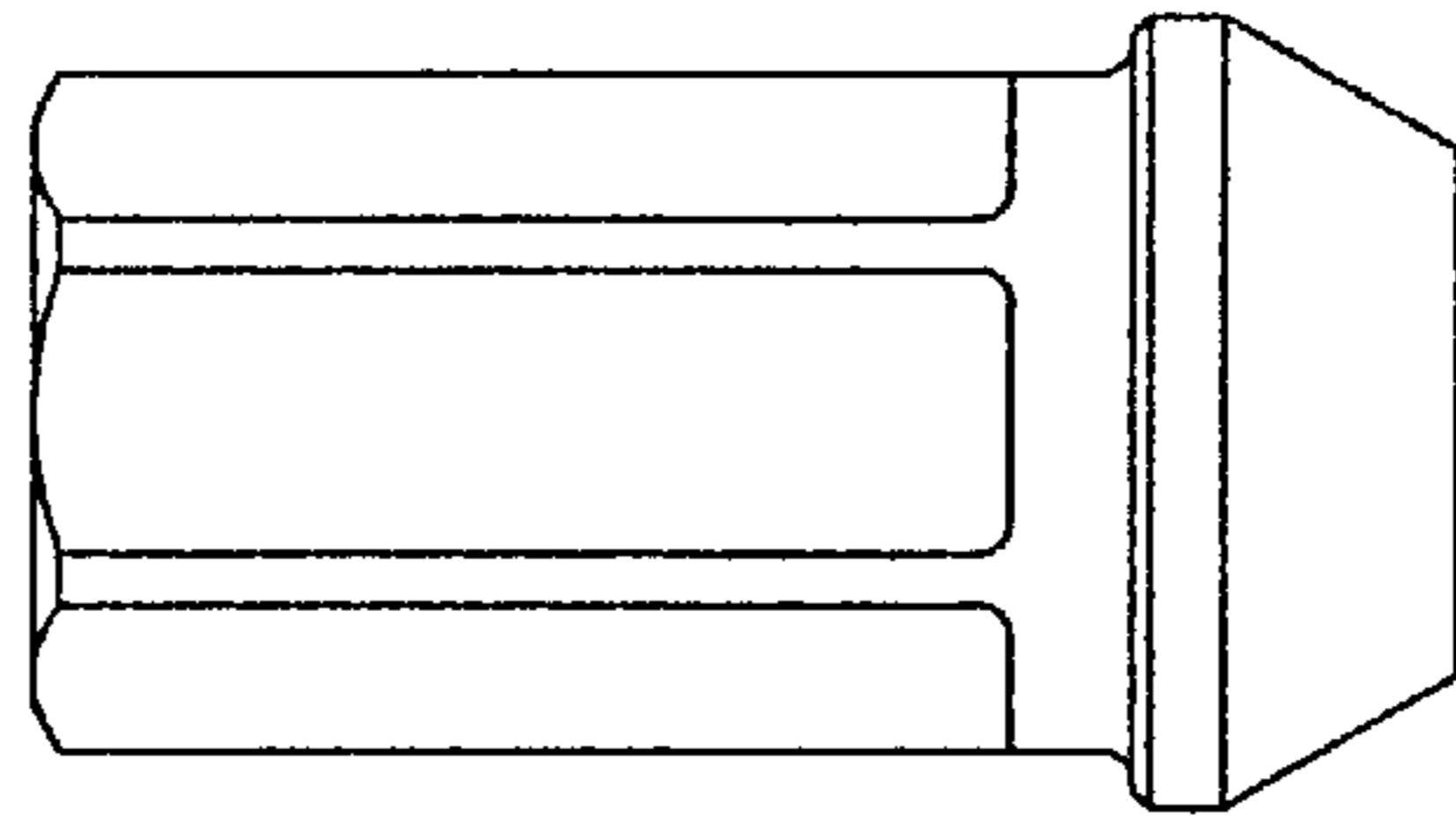


Fig. 2

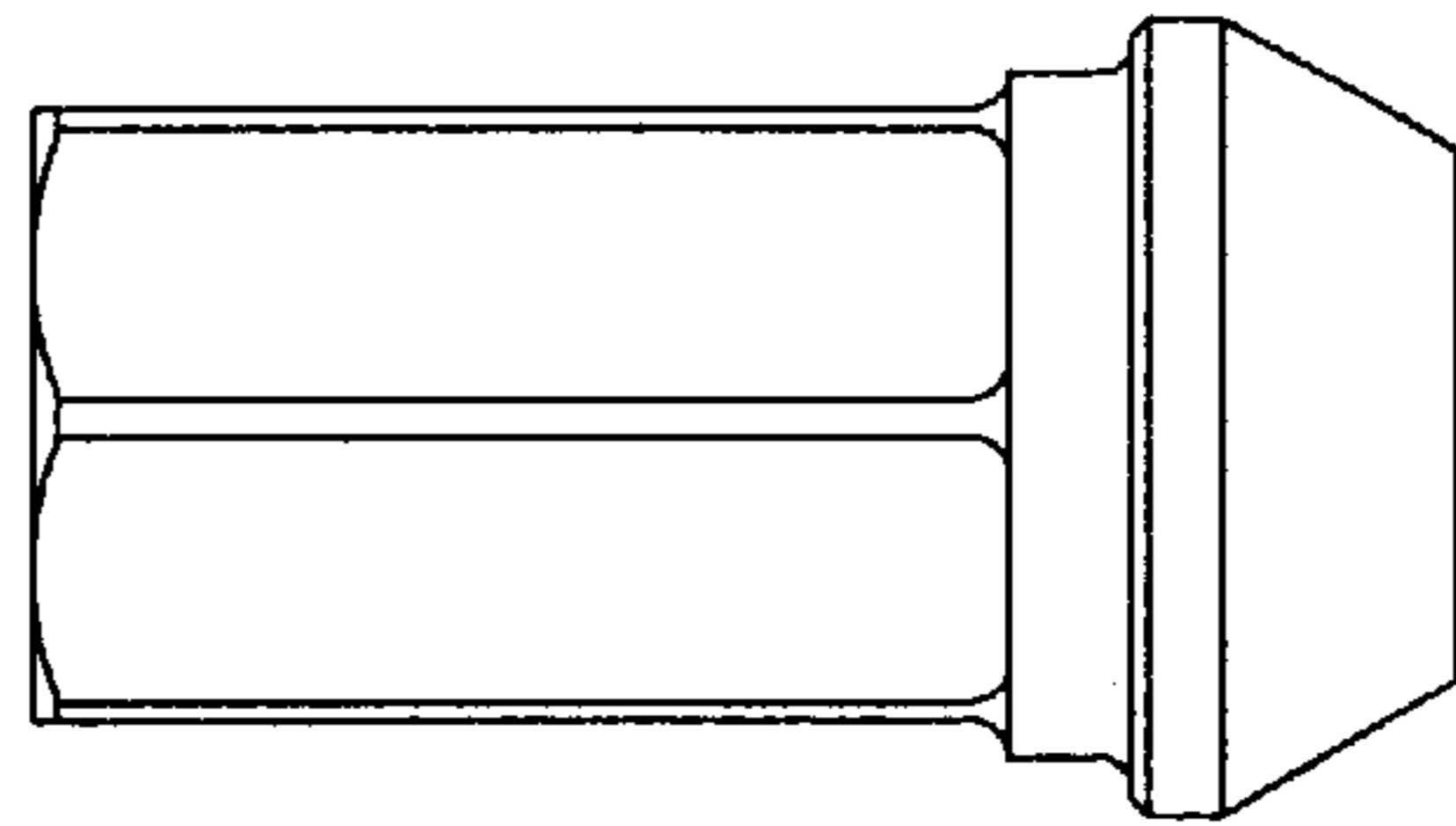


Fig. 3




Fig. 4

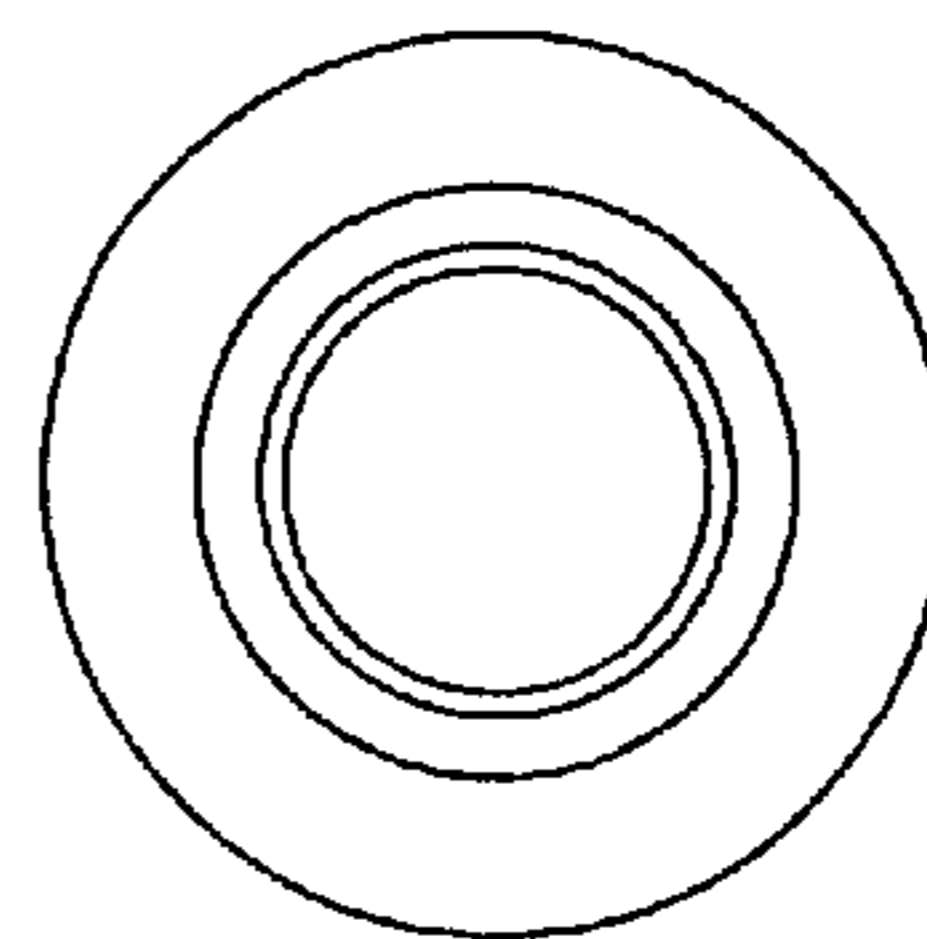


Fig. 5