



US00D484770S

(12) **United States Design Patent**  
**Green**

(10) **Patent No.:** **US D484,770 S**

(45) **Date of Patent:** **\*\* Jan. 6, 2004**

(54) **CARABINER KNIFE**

(75) Inventor: **Craig Green**, Wilsonville, OR (US)

(73) Assignee: **Kai U.S.A., Ltd.**, Wilsonville, OR (US)

(\*\*) Term: **14 Years**

(21) Appl. No.: **29/165,372**

(22) Filed: **Aug. 7, 2002**

(51) **LOC (7) Cl.** ..... **08-03**

(52) **U.S. Cl.** ..... **D8/99; D8/105**

(58) **Field of Search** ..... D8/98, 99, 100,  
D8/105, 356; 7/118; 30/151, 152, 153,  
154, 155, 156, 157, 158, 159, 160, 161;  
24/599.5, 599.6

(56) **References Cited**

**U.S. PATENT DOCUMENTS**

2,896,290	A	*	7/1959	Salm	.....	24/600.4
4,363,147	A		12/1982	Deweese	.....	7/158
4,776,094	A	*	10/1988	Glesser	.....	30/160
5,270,909	A		12/1993	Weiss et al.	.....	362/208
D345,688	S	*	4/1994	McLean et al.	.....	D8/356
5,329,675	A		7/1994	McLean et al.	.....	24/599.6
5,463,798	A		11/1995	Wurzer	.....	24/599.5
5,628,117	A	*	5/1997	Glesser	.....	30/298.4
5,983,686	A		11/1999	Lee	.....	70/456 R
6,223,372	B1		5/2001	Barber	.....	7/118

**OTHER PUBLICATIONS**

Smokey Mountain Knife Works Catalog. Aug. 2001, p. 6,  
Buck Hitchhiker Knives.\*

\* cited by examiner

*Primary Examiner*—Philip S. Hyder

(74) *Attorney, Agent, or Firm*—Kolisch Hartwell, P.C.

(57) **CLAIM**

The ornamental design for a carabiner knife, as shown and described.

**DESCRIPTION**

FIG. 1 is a side view of the carabiner knife with a gate, a knife and two tools, where the gate, the knife and the tools are shown in a closed position according to an embodiment of the present invention.

FIG. 2 is a side view of the carabiner knife of FIG. 1 with the knife shown in an open position.

FIG. 3 is another side view of the carabiner knife of FIG. 1, with the gate shown in an open position.

FIG. 4 is another side view of the carabiner knife of FIG. 1, shown with the two tools in an open position.

FIG. 5 is a view of the opposing side of the embodiment shown in FIG. 1.

FIG. 6 is a top view of the embodiment shown in FIG. 1.

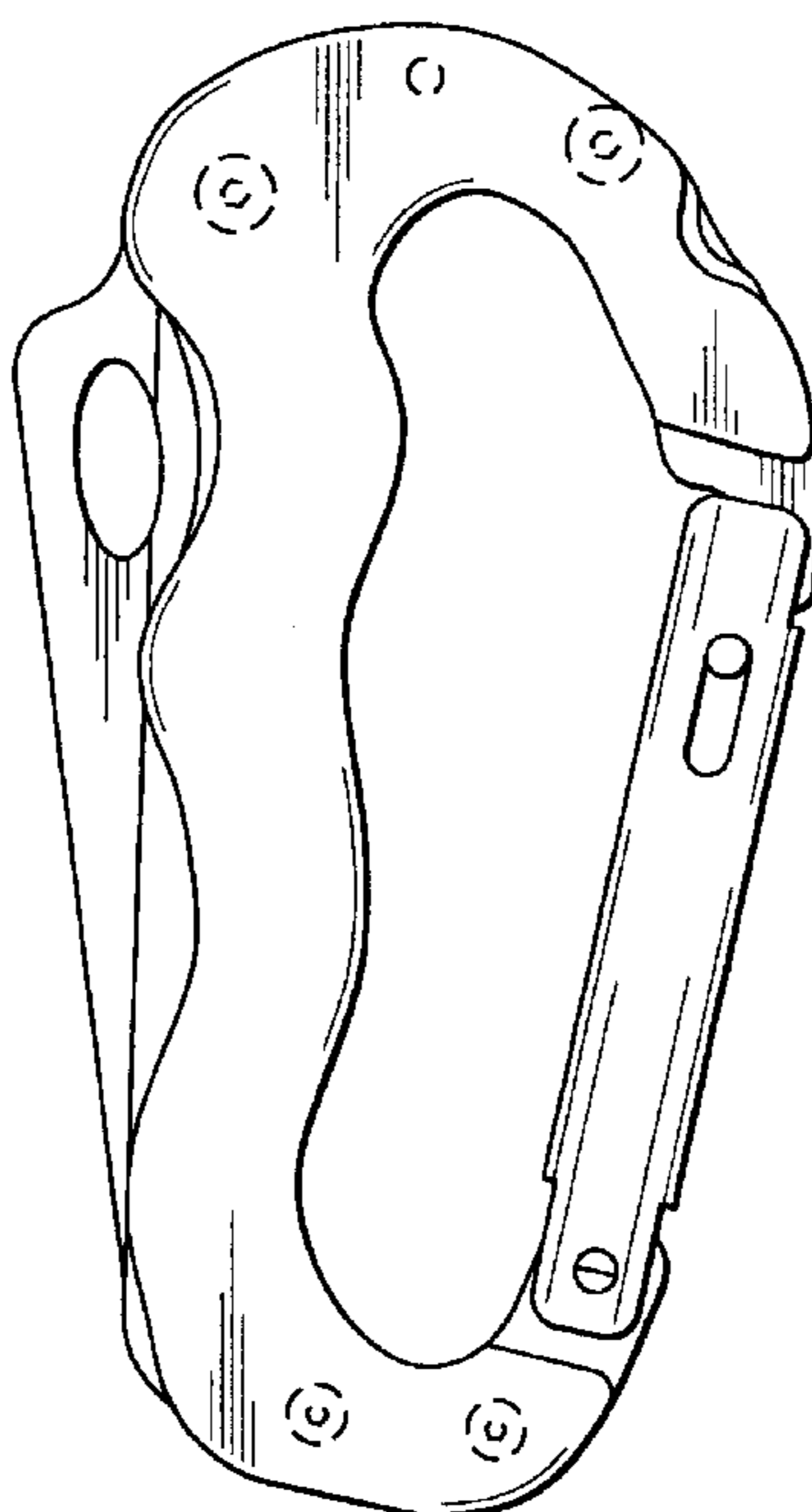
FIG. 7 is a left side view of the embodiment shown in FIG. 1.

FIG. 8 is a right side view of the embodiment shown in FIG. 1; and,

FIG. 9 is a bottom view of the embodiment shown in FIG. 1.

The broken lines shown in the above figures are for illustrative purposes and form no part of the claimed design.

**1 Claim, 3 Drawing Sheets**



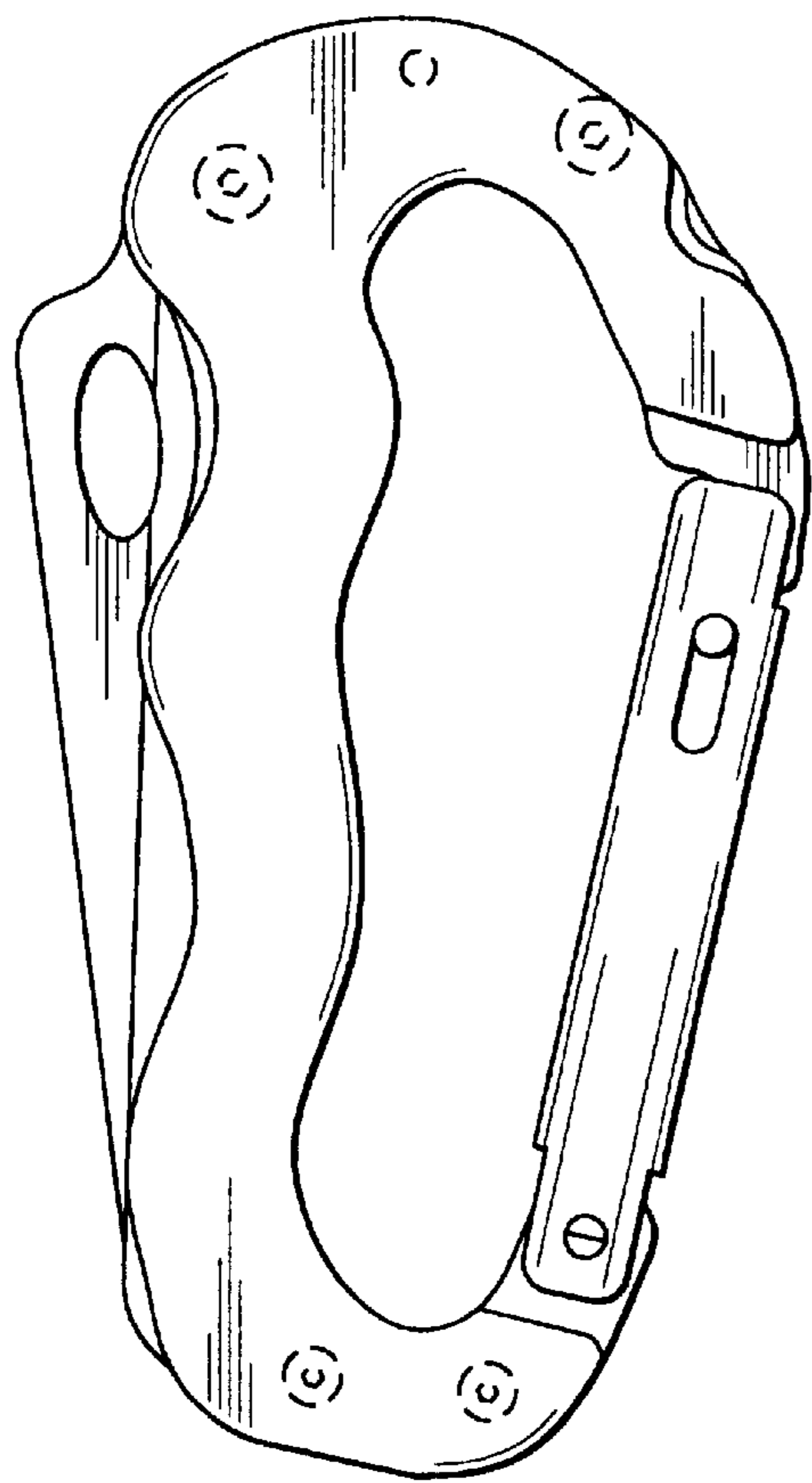


FIG. 1

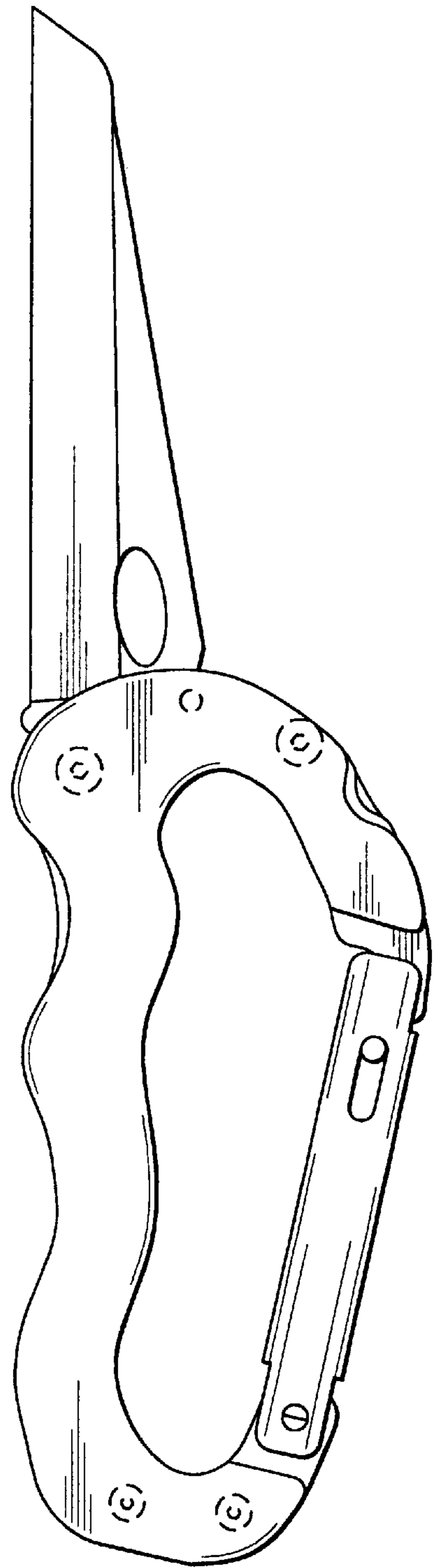


FIG. 2

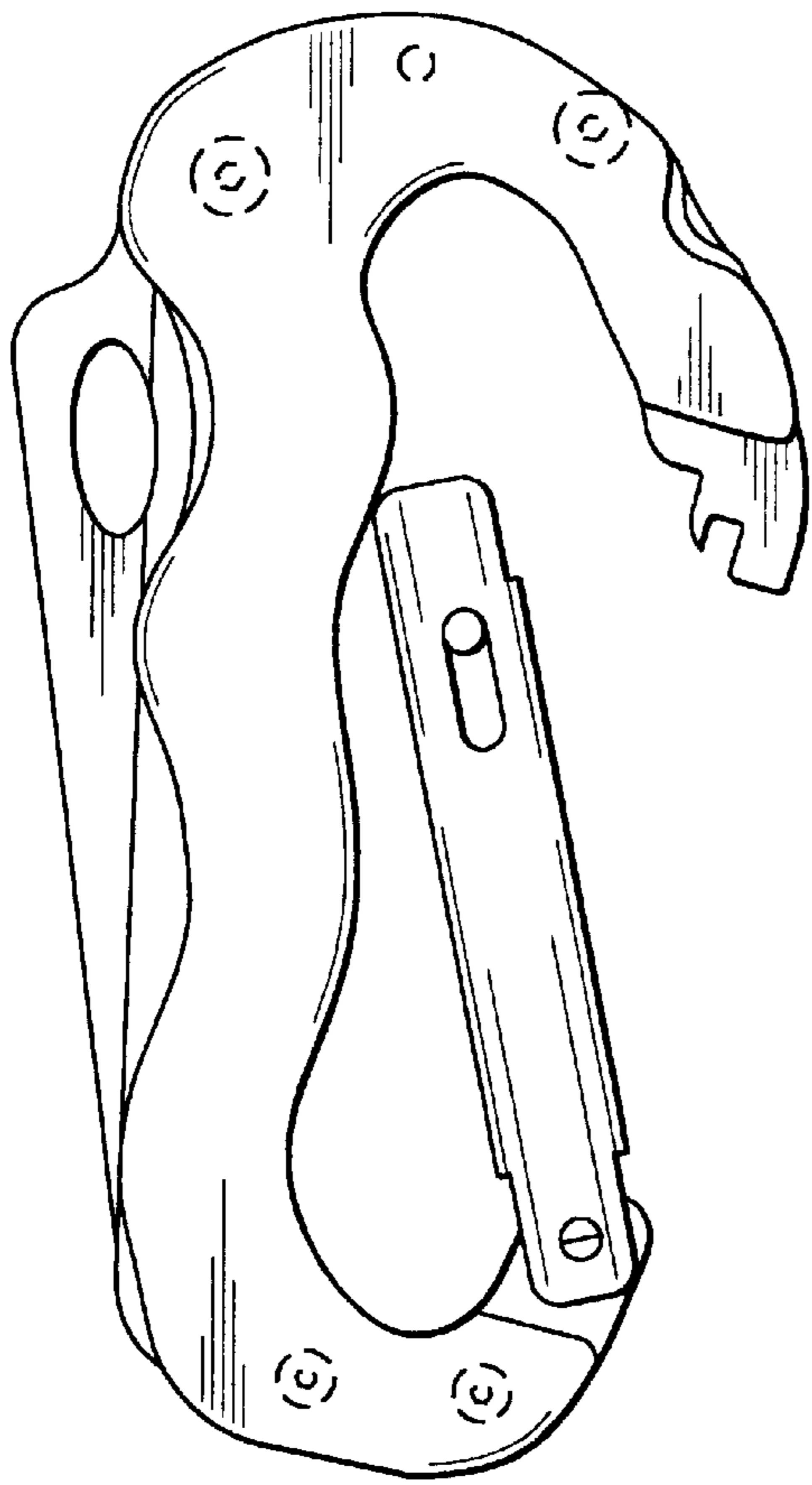


FIG. 3

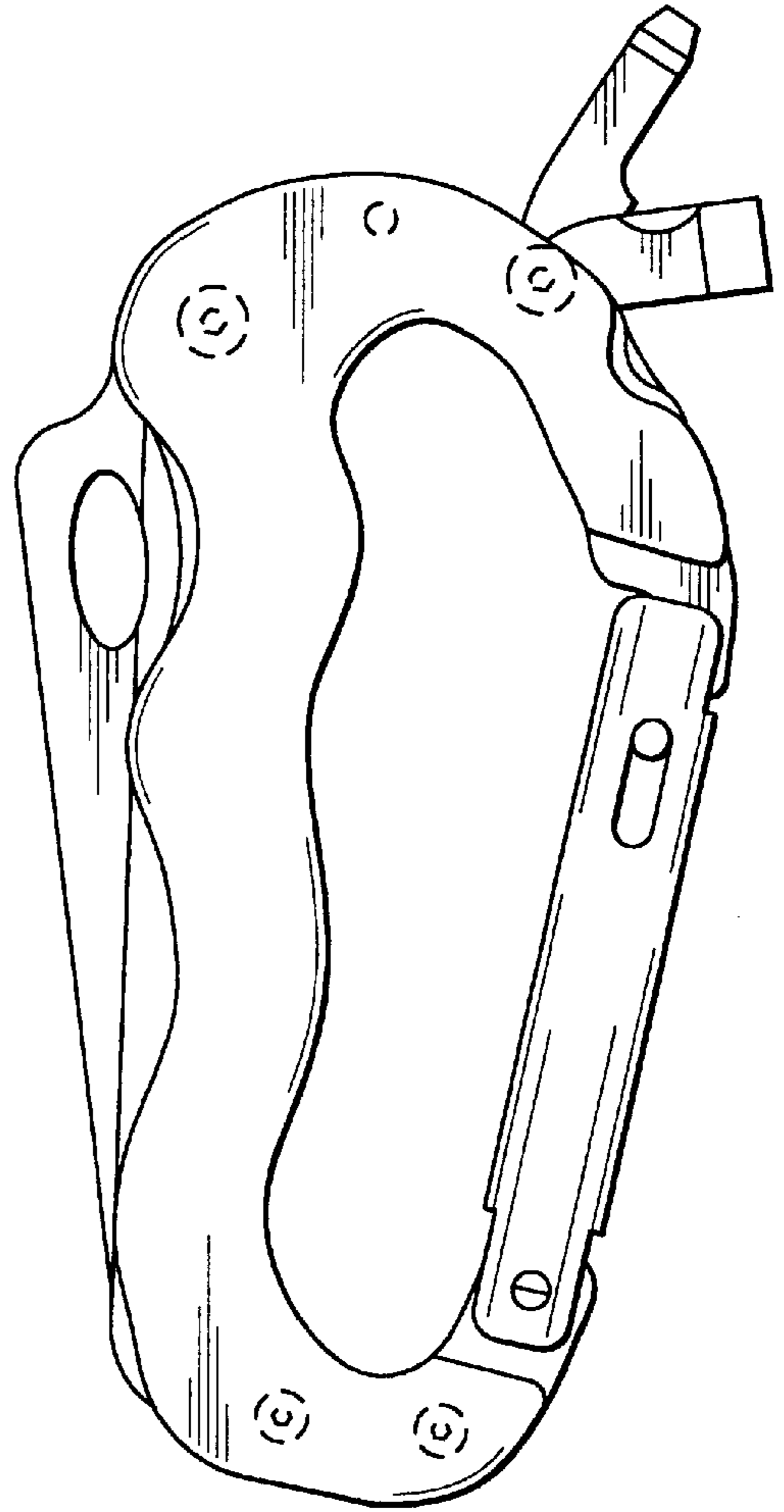


FIG. 4

FIG. 5

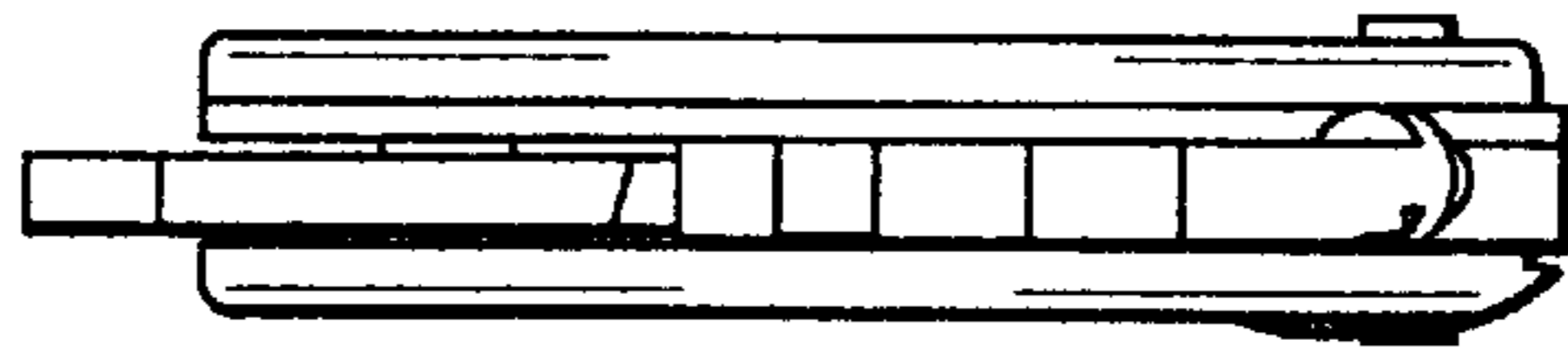


FIG. 6

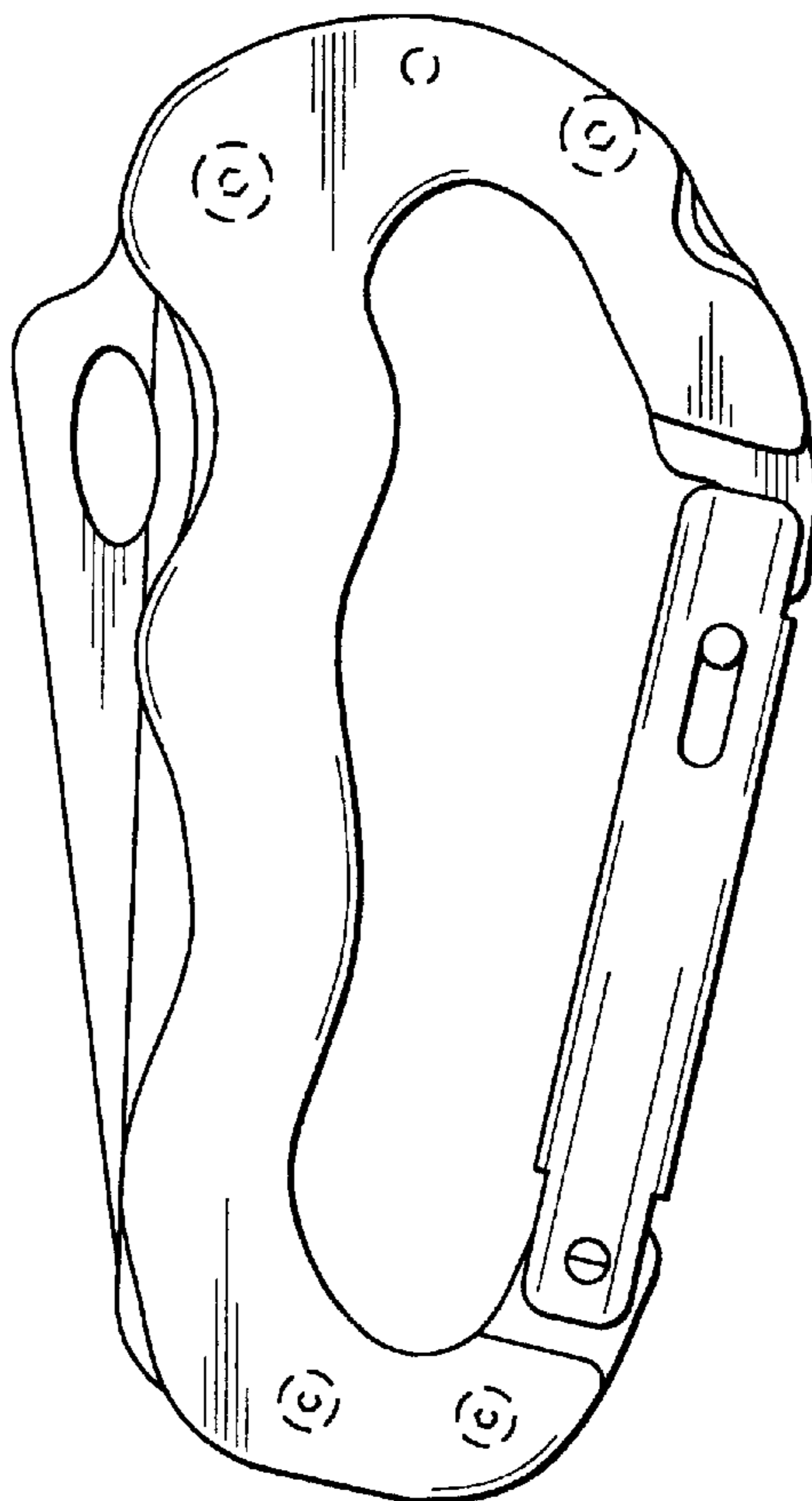



FIG. 7



FIG. 8

FIG. 9



UNITED STATES PATENT AND TRADEMARK OFFICE  
**CERTIFICATE OF CORRECTION**

PATENT NO. : Des. 484,770 S  
APPLICATION NO. : 29/165372  
DATED : January 6, 2004  
INVENTOR(S) : Craig Green et al.

Page 1 of 1

It is certified that error appears in the above-identified patent and that said Letters Patent is hereby corrected as shown below:

Title page.

Item [75], Inventors, should include -- **Launce Reed Barber**, Virginia Beach, VA (US)  
**Thomas Richard Stokes**, Yorktown, VA (US) --.

Signed and Sealed this

Twentieth Day of June, 2006

A handwritten signature in black ink on a dotted background. The signature reads "Jon W. Dudas" in a cursive style.

JON W. DUDAS

*Director of the United States Patent and Trademark Office*