



US00D484761S

(12) **United States Design Patent**
Levine et al.

(10) **Patent No.:** **US D484,761 S**
(45) **Date of Patent:** **** Jan. 6, 2004**

(54) **SCISSORS**

(75) Inventors: **Steven R. Levine**, Mooresville, NC
(US); **Lindsay J. Klebenow**, Charlotte,
NC (US)

(73) Assignee: **Irwin Industrial Tool Company**,
Freeport, IL (US)

(**) Term: **14 Years**

(21) Appl. No.: **29/170,797**

(22) Filed: **Nov. 12, 2002**

(51) **LOC (7) Cl.** **08-03**

(52) **U.S. Cl.** **D8/57**

(58) **Field of Search** D8/5, 56, 57, 58;
D24/148; 30/120, 145, 194, 229, 230, 232,
248, 254, 257, 260, 262, 298; 606/174;
7/135

(56) **References Cited**

U.S. PATENT DOCUMENTS

4,635,363 A * 1/1987 Chapin 30/257
D335,807 S * 5/1993 Birkholz D8/57

5,659,959 A * 8/1997 Parlowski 30/232
6,301,787 B2 * 10/2001 Mock 30/262
D450,553 S * 11/2001 Chien D8/57
D460,333 S * 7/2002 Carpenter et al. D8/57
D460,671 S * 7/2002 Chan D8/57

* cited by examiner

Primary Examiner—Clare E. Heflin

(74) *Attorney, Agent, or Firm*—Brinks Hofer Gilson &
Lione

(57) **CLAIM**

The ornamental design for scissors, as shown and described.

DESCRIPTION

FIG. 1 is a perspective view of the scissors;
FIG. 2 is a left side view of the embodiment of FIG. 1;
FIG. 3 is a right side view of the embodiment of FIG. 1;
FIG. 4 is a top view of the embodiment of FIG. 1;
FIG. 5 is a bottom view of the embodiment of FIG. 1;
FIG. 6 is a front view of the embodiment of FIG. 1; and,
FIG. 7 is a rear view of the embodiment of FIG. 1.
The dotted lines indicate components for illustrative pur-
poses only and form no part of the claimed design.

1 Claim, 5 Drawing Sheets

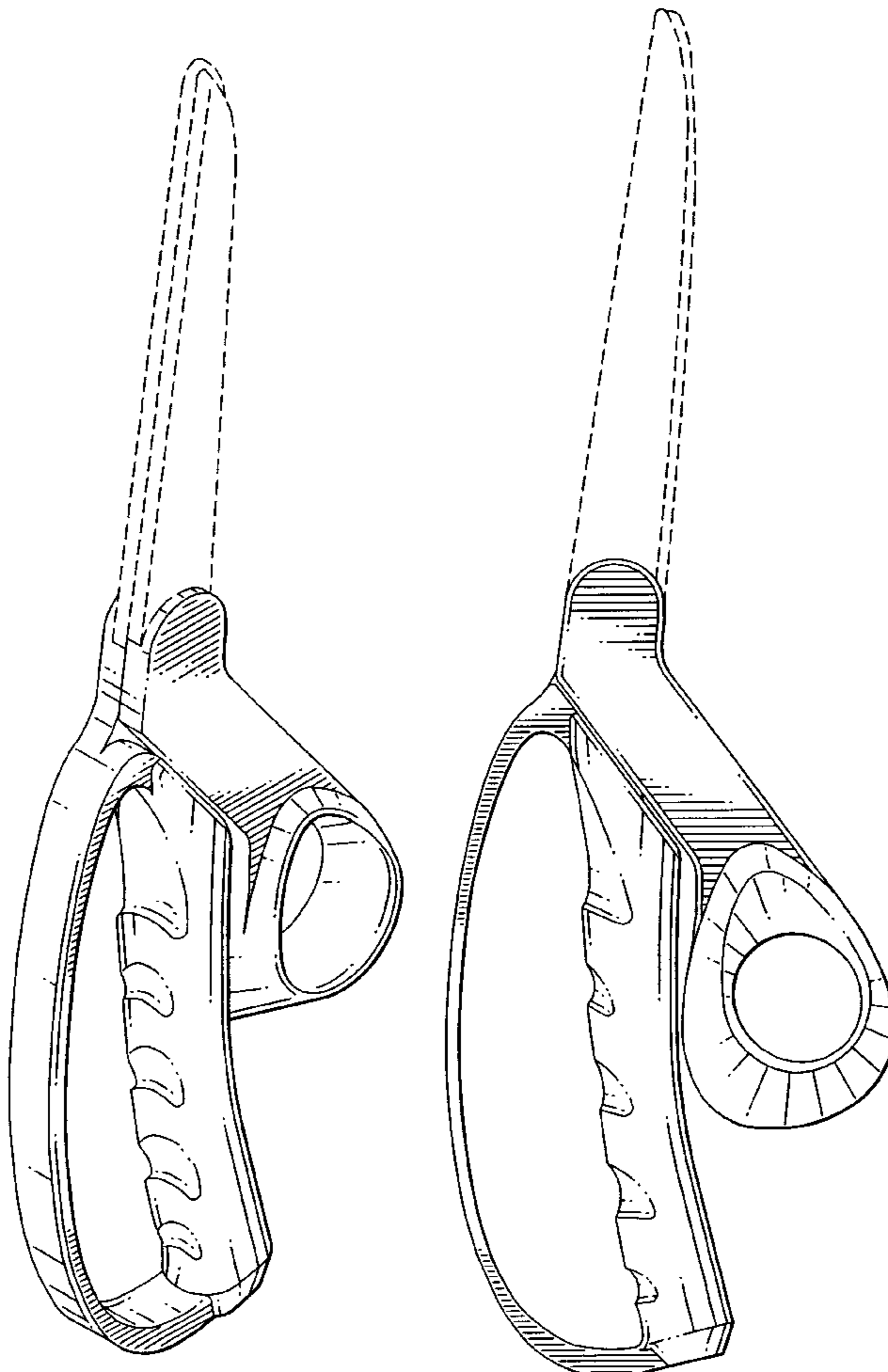
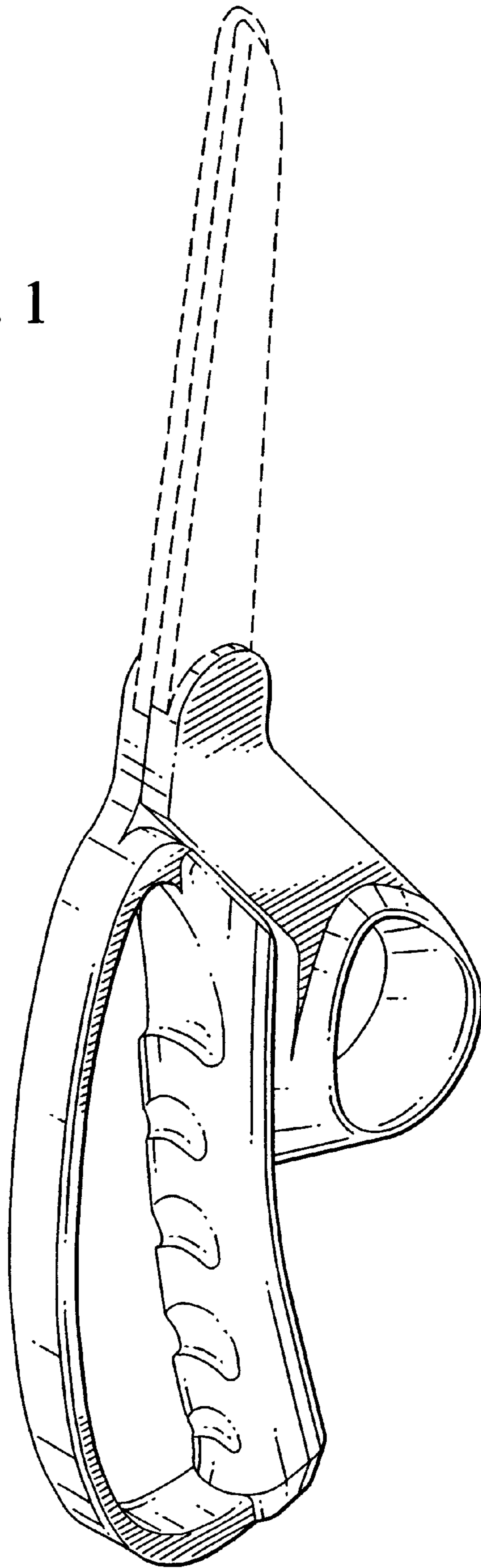


FIG. 1



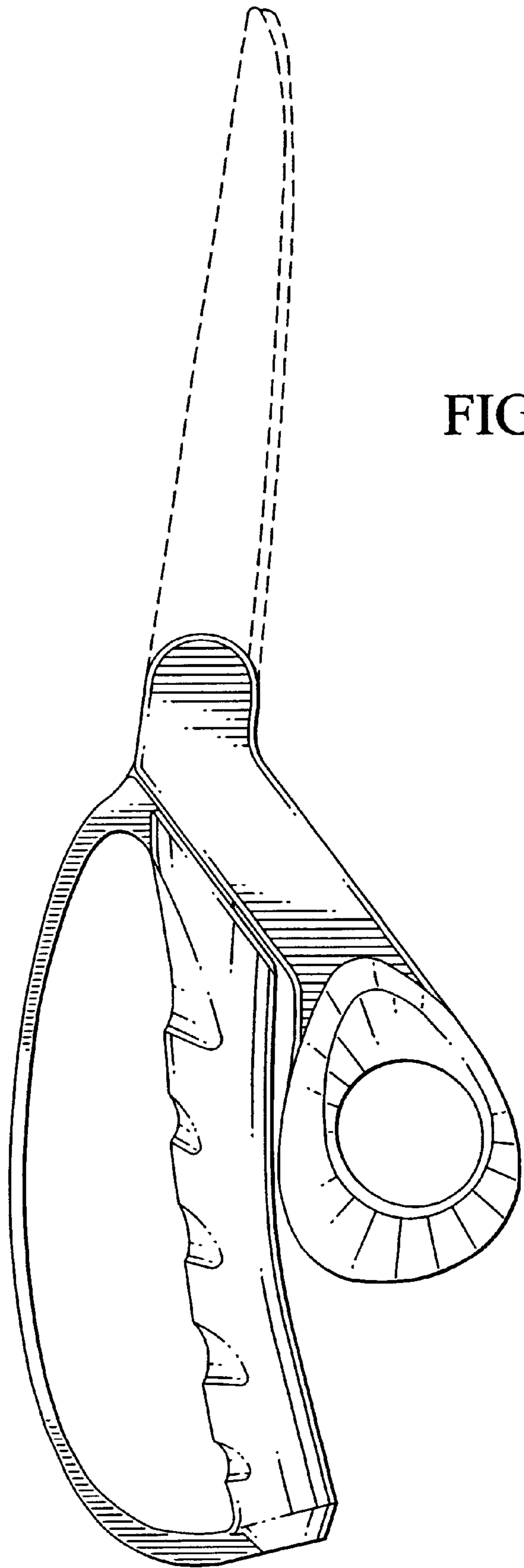


FIG. 2

FIG. 3

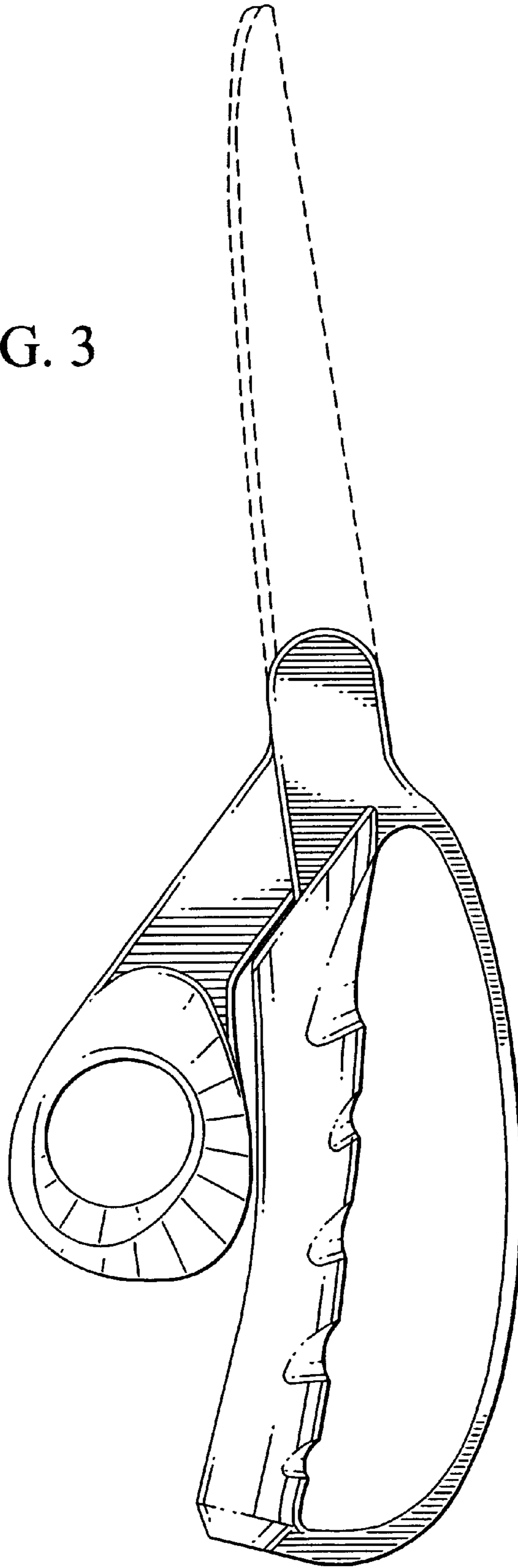


FIG. 4

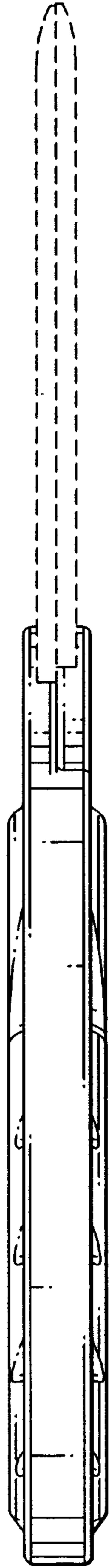


FIG. 5

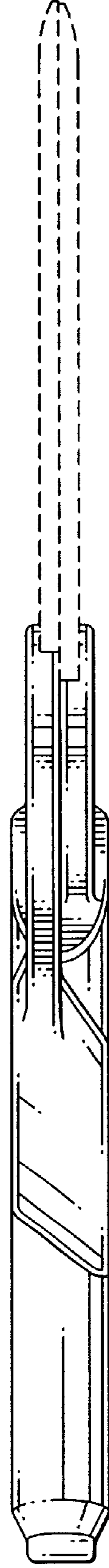




FIG. 6

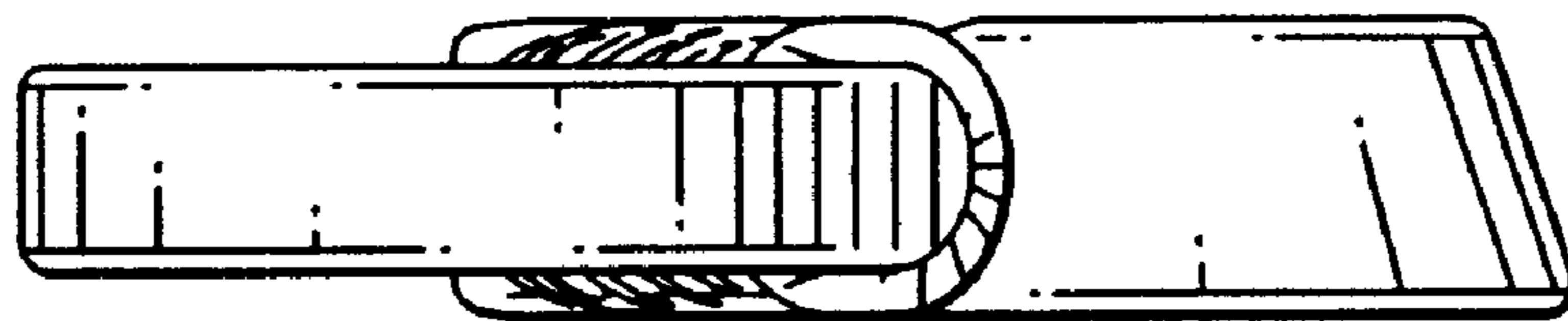


FIG. 7