



US00D484748S

(12) **United States Design Patent**
Robertson et al.

(10) **Patent No.:** **US D484,748 S**
(45) **Date of Patent:** **** Jan. 6, 2004**

(54) **DINNER PLATE**

(76) Inventors: **Patricia W. Robertson**, 2121 Collier Ave., #314, Ft. Myers, FL (US) 33901;
James A. Kennedy, Jr., 2180 Lake Shore Landing, Alpharetta, GA (US) 30005

(**) Term: **14 Years**

(21) Appl. No.: **29/168,791**
(22) Filed: **Oct. 9, 2002**

(51) **LOC (7) Cl.** **07-01**
(52) **U.S. Cl.** **D7/571**
(58) **Field of Search** D7/567, 571, 572, D7/584, 585, 560, 564; 220/574; 206/551, 804; D9/332

(56) **References Cited**

U.S. PATENT DOCUMENTS

D6,636 S * 5/1873 Mckee D7/544
D12,728 S * 1/1882 Strause D7/571
D40,590 S * 3/1910 Fox D7/571
D59,446 S * 10/1921 Whorf D7/571

D182,650 S * 4/1958 Flucher D7/571
D265,040 S * 6/1982 Friedman D7/585
D277,065 S * 1/1985 Chen D7/585
D280,961 S * 10/1985 Unger D7/396.4
D362,393 S * 9/1995 Lin D10/22
D389,378 S * 1/1998 Illingworth D7/571
D424,934 S * 5/2000 McCann D9/428
D472,770 S * 4/2003 Wellner et al. D7/584

* cited by examiner

Primary Examiner—M. N. Pandozzi
(74) *Attorney, Agent, or Firm*—Needle & Rosenberg, PC.

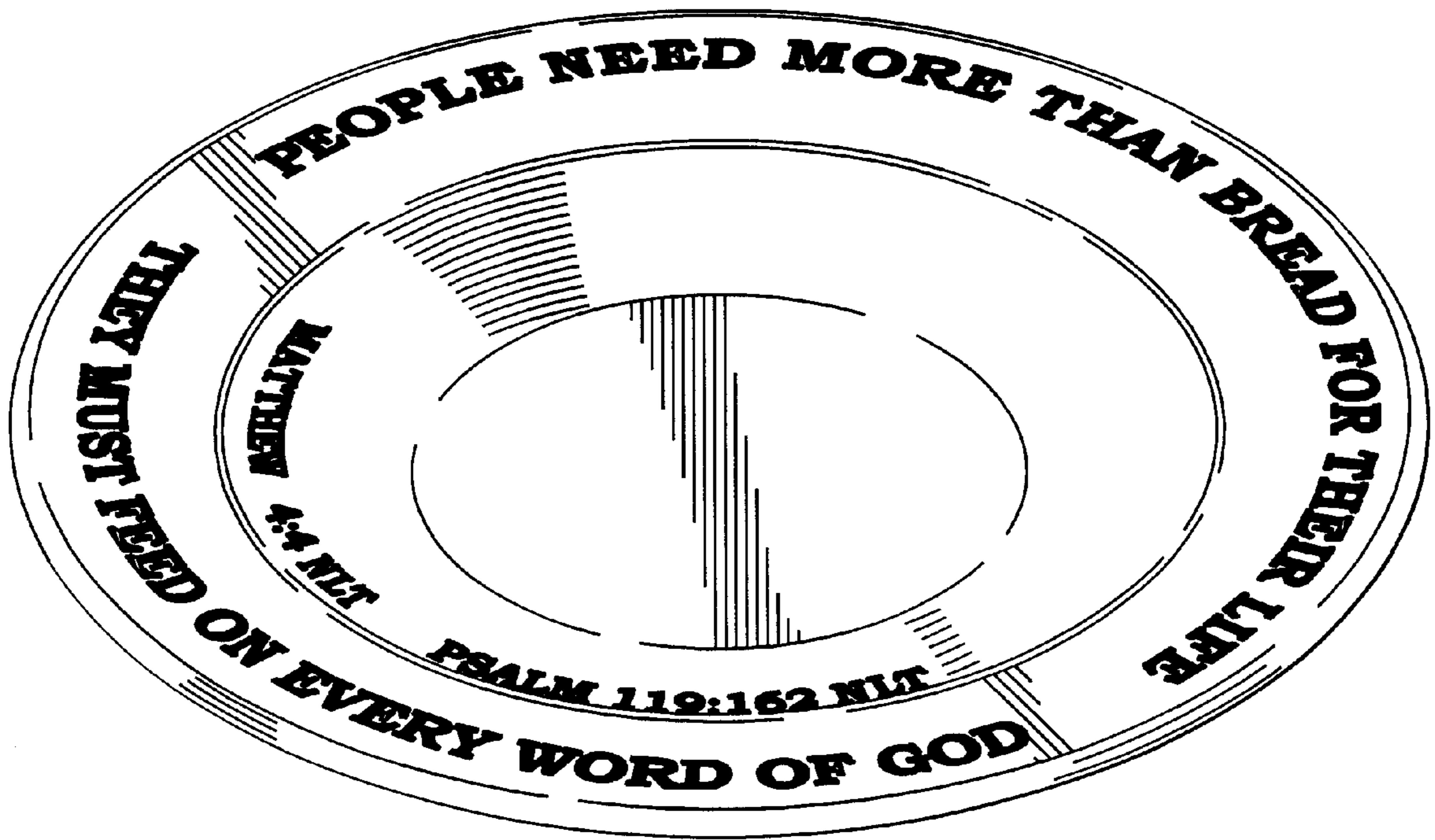
(57) **CLAIM**

The ornamental design for a dinner plate, as shown and described.

DESCRIPTION

FIG. 1 is a perspective view of the design of the present invention for a dinner plate;
FIG. 2 is a top plan view thereof;
FIG. 3 is a side view thereof; and,
FIG. 4 is a bottom plan view thereof.

1 Claim, 4 Drawing Sheets



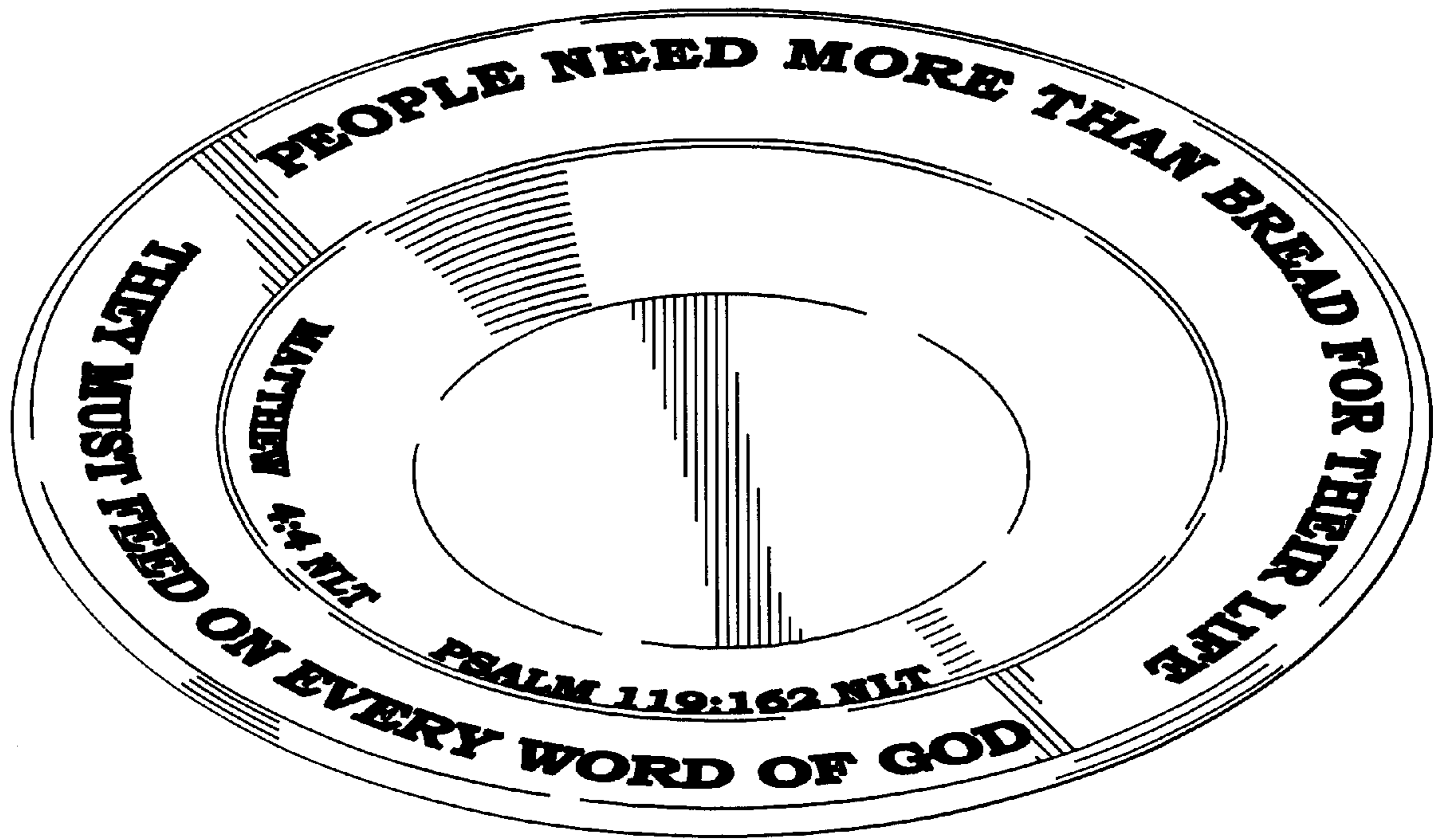


FIG. 1




FIG. 2




FIG. 3

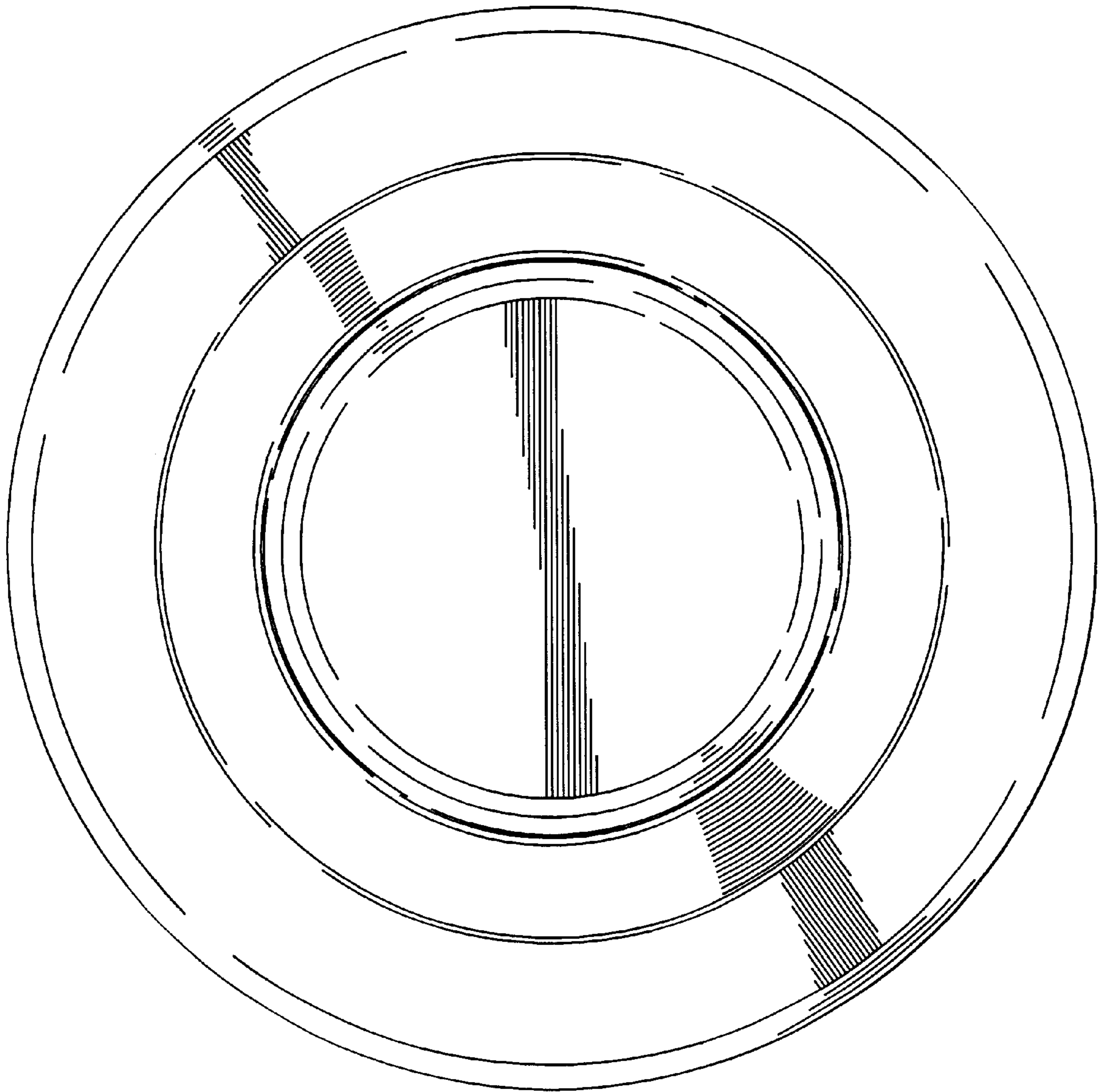


FIG. 4