



US00D484746S

(12) **United States Design Patent**
McMullin

(10) **Patent No.:** **US D484,746 S**

(45) **Date of Patent:** **** Jan. 6, 2004**

(54) **BUFFET SERVER**

(75) **Inventor:** **Kevin S. McMullin**, Dove Canyon, CA (US)

(73) **Assignee:** **Destiny Plastics, Inc.**, Dove Canyon, CA (US)

(**) **Term:** **14 Years**

(21) **Appl. No.:** **29/160,397**

(22) **Filed:** **May 9, 2002**

(51) **LOC (7) Cl.** **07-01**

(52) **U.S. Cl.** **D7/553.6; D9/341**

(58) **Field of Search** D7/541, 550.1, D7/553.1-557, 354-361, 560, 566, 570, 584-588; D9/341, 346, 347, 428, 429; D3/310; 206/557, 558, 561, 565; 220/570, 571, 573.1-575, 500, 507, 553-556; 99/439

(56) **References Cited**

U.S. PATENT DOCUMENTS

D76,482 S * 10/1928 James D7/553.6

D173,511 S * 11/1954 Rosen D7/555

D195,682 S * 7/1963 Grogel D7/553.2

D415,421 S * 10/1999 McCann D9/428

D432,417 S * 10/2000 McCann D9/428

6,371,327 B1 * 4/2002 Swiontek et al. 220/574

* cited by examiner

Primary Examiner—Caron D. Veynar

(74) *Attorney, Agent, or Firm*—Francis C. Hand; Carella, Byrne, Bain et al.

(57) **CLAIM**

The ornamental design for a buffet server, as shown.

DESCRIPTION

FIG. 1 illustrates a perspective view of the buffet server; FIG. 2 illustrates a top view of the buffet server; FIG. 3 illustrates a front side view of the server; FIG. 4 illustrates a back side view of the server; FIG. 5 illustrates a left side view of the buffet server; FIG. 6 illustrates a right side view of the buffet server; and, FIG. 7 illustrates a bottom view of the buffet server.

1 Claim, 5 Drawing Sheets

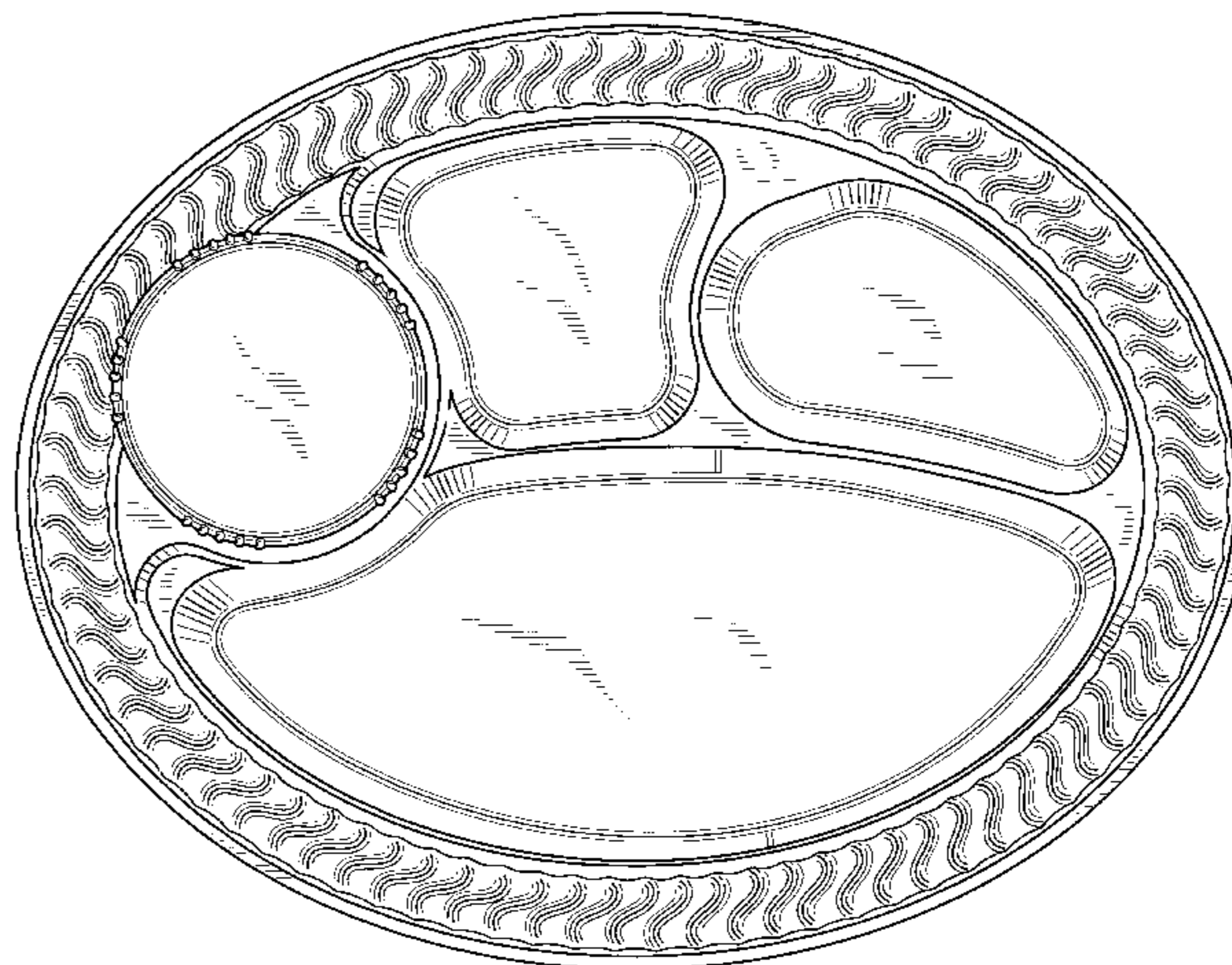
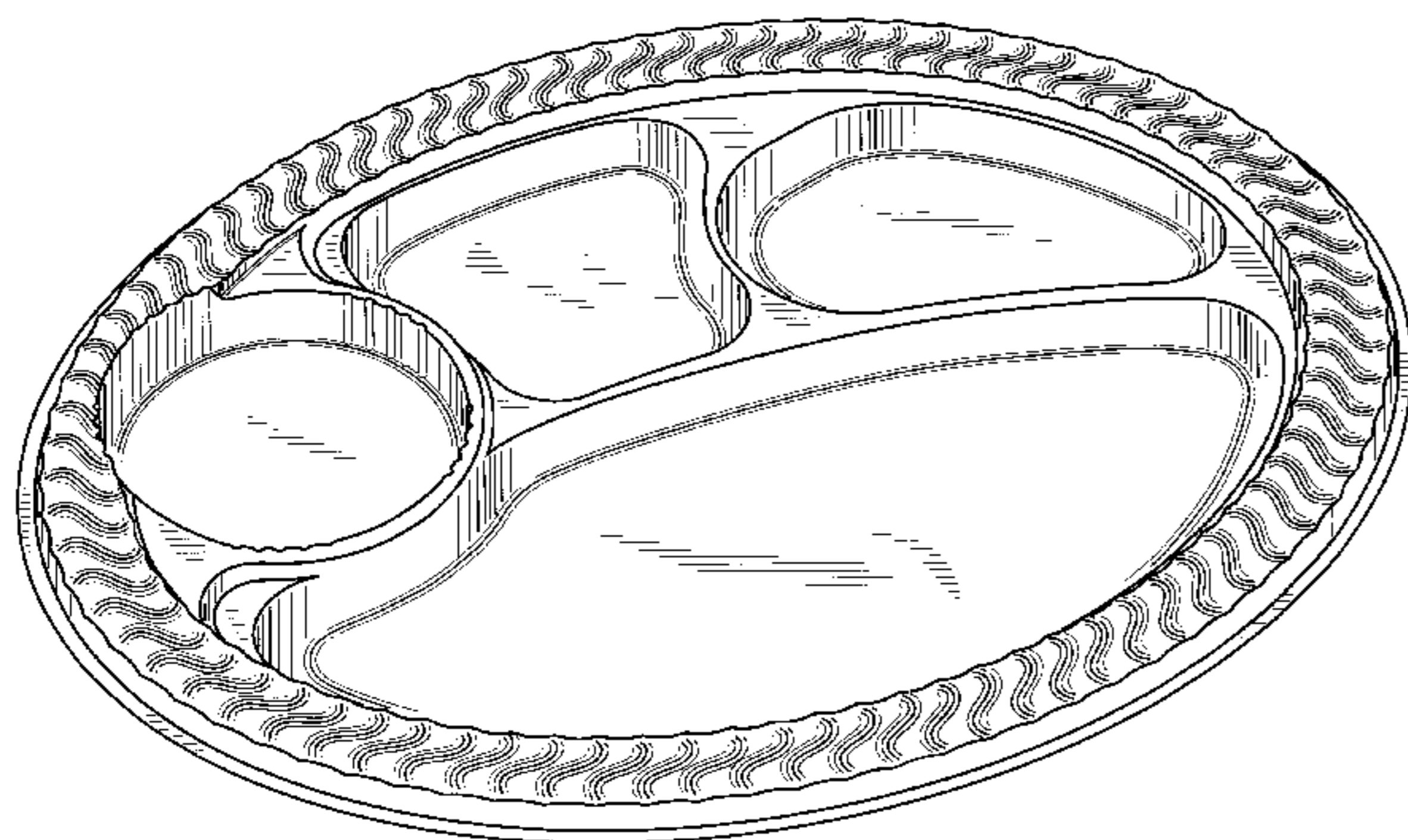


FIG. 1

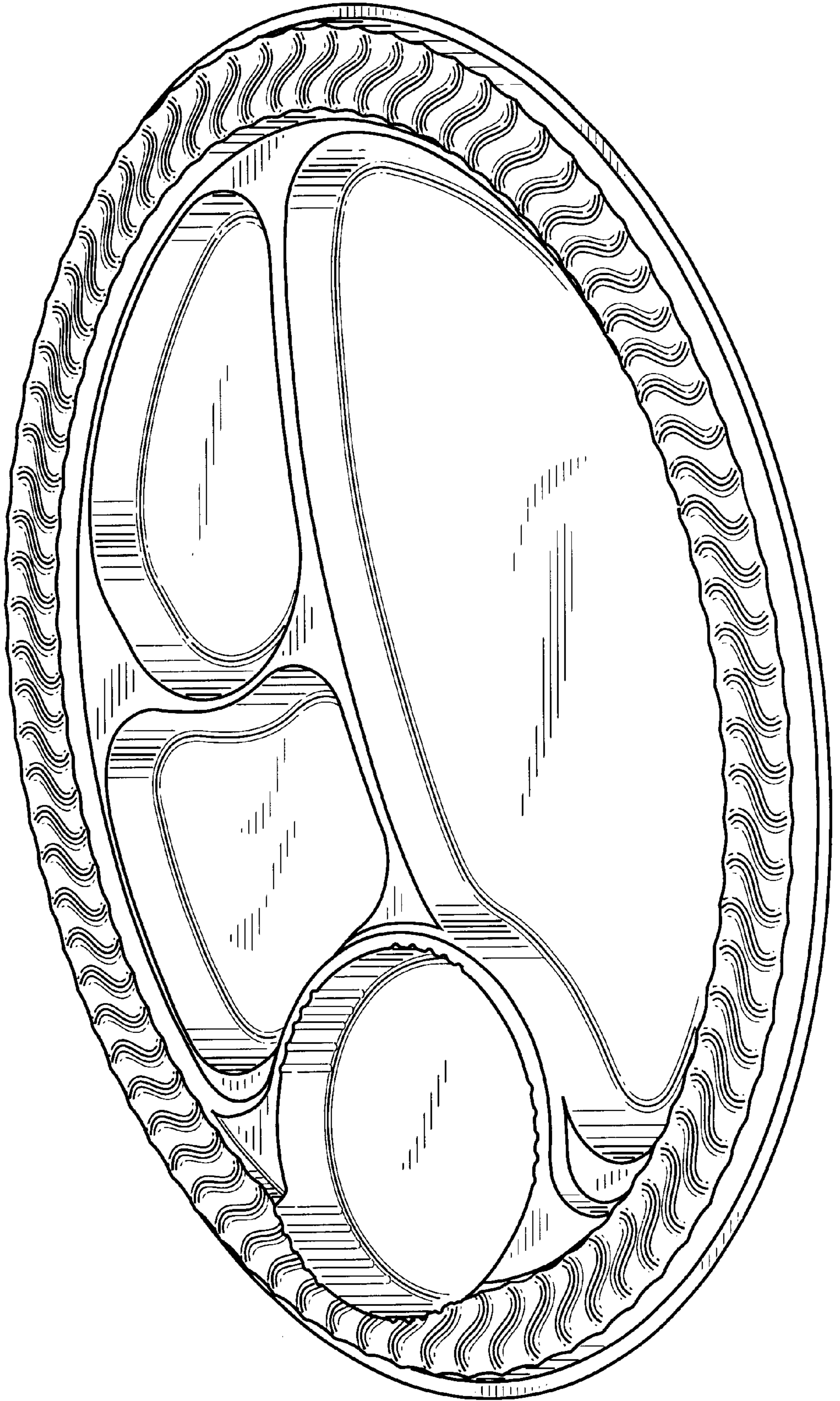


FIG. 2

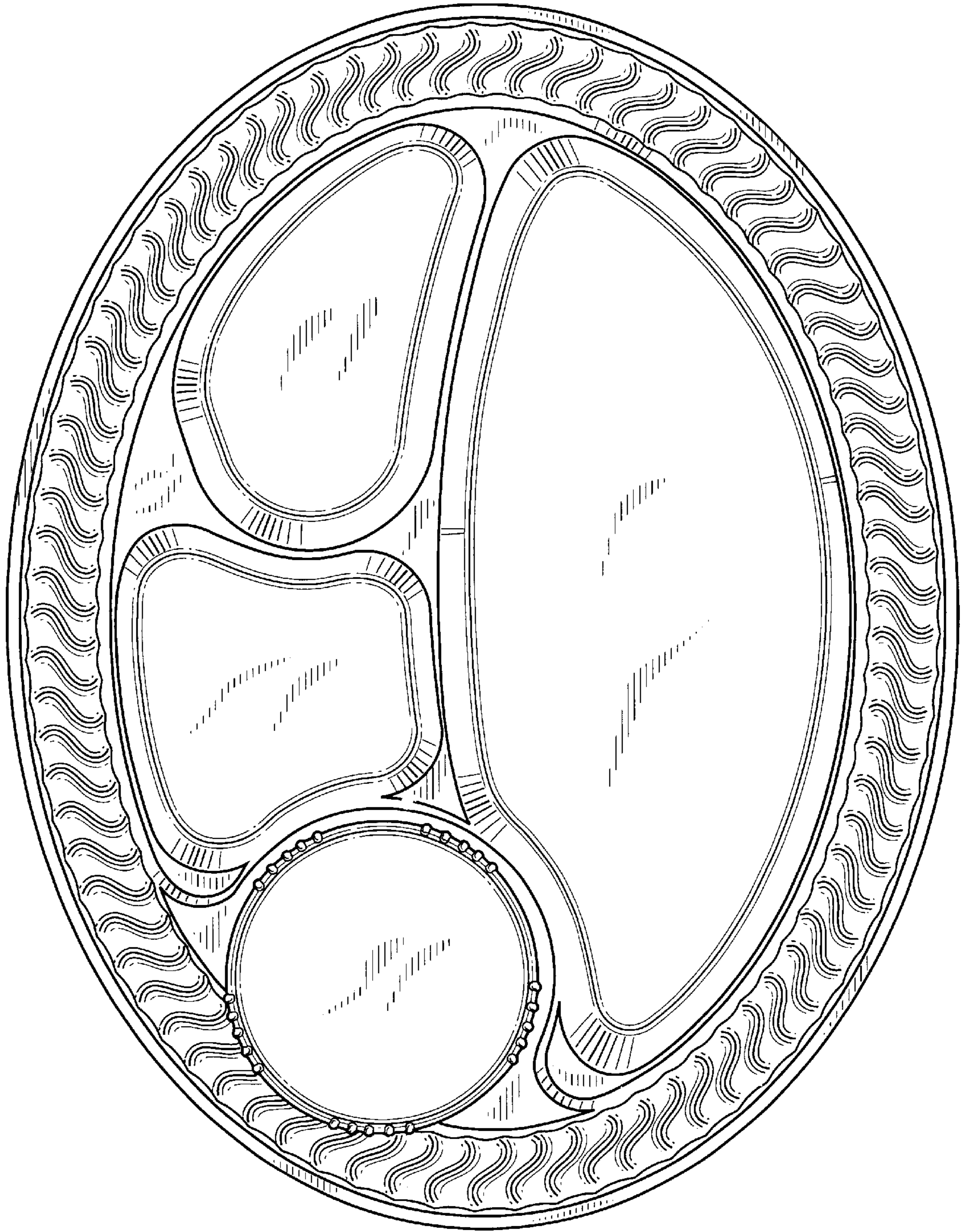


FIG. 3




FIG. 4




FIG. 5




FIG. 6




FIG. 7

