



US00D484742S

(12) **United States Design Patent**
Kim

(10) **Patent No.:** **US D484,742 S**

(45) **Date of Patent:** **** Jan. 6, 2004**

(54) **GRILL LIGHTER**

(76) Inventor: **Jung Tae Kim**, Jung Ang Apt. NA
Dong 303, 501, Suknam 1-Dong,
Seo-Ku, Incheon (KR)

(**) Term: **14 Years**

(21) Appl. No.: **29/181,078**

(22) Filed: **May 5, 2003**

(51) **LOC (7) Cl.** **07-99**

(52) **U.S. Cl.** **D7/416**

(58) **Field of Search** D7/416, 417; D27/154,
D27/141; 126/144, 25 B, 409; 431/254,
255.13, 345, 344, 124; 417/411

(56) **References Cited**

U.S. PATENT DOCUMENTS

D257,519 S	*	11/1980	Plozner	D27/154
D258,767 S	*	3/1981	Stutzer	D27/154
D259,062 S	*	4/1981	Stutzer	D27/154
D259,588 S	*	6/1981	Stutzer	D27/154
4,273,528 A	*	6/1981	Gobelt	431/255
D260,690 S	*	9/1981	Stutzer	D27/154
D260,941 S	*	9/1981	Figur	D27/154
4,292,021 A	*	9/1981	Miyagawa	431/13
D262,662 S	*	1/1982	Stuetzer et al.	D27/154
D267,820 S	*	2/1983	Tomita	D7/416
4,502,465 A	*	3/1985	Yoshinaga et al.	126/409

D294,329 S	*	2/1988	Matsumaru	D7/416
D306,775 S	*	3/1990	Ichikawa	D27/141
D352,638 S	*	11/1994	Hsu	D7/416
D424,373 S	*	5/2000	Aronson, II	D7/416
D443,180 S	*	6/2001	Chevalier et al.	D7/416
D447,598 S	*	9/2001	Afrouz	D27/154
D458,512 S	*	6/2002	Dijkstra	D7/416
D461,366 S	*	8/2002	Dijkstra	D7/416

* cited by examiner

Primary Examiner—M. N. Pandozzi

(74) *Attorney, Agent, or Firm*—Salter & Michaelson

(57) **CLAIM**

The ornamental design for a grill lighter, as shown and described.

DESCRIPTION

FIG. 1 is a perspective view of a grill lighter showing my new design;

FIG. 2 is a left elevational view thereof;

FIG. 3 is a right elevational view thereof;

FIG. 4 is a front elevational view thereof;

FIG. 5 is a rear elevational view thereof;

FIG. 6 is a top plan view thereof; and,

FIG. 7 is a bottom plan view thereof.

The portions shown in broken lines are included for illustrative purpose only and form no part of the claimed design.

1 Claim, 3 Drawing Sheets



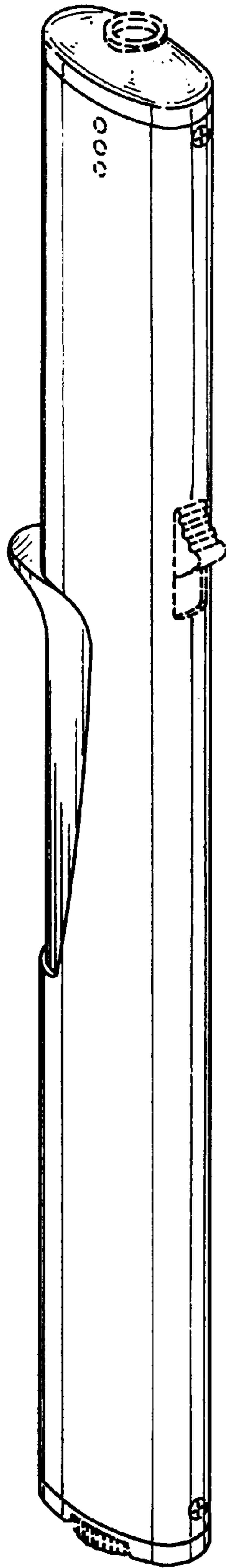


FIG. 1

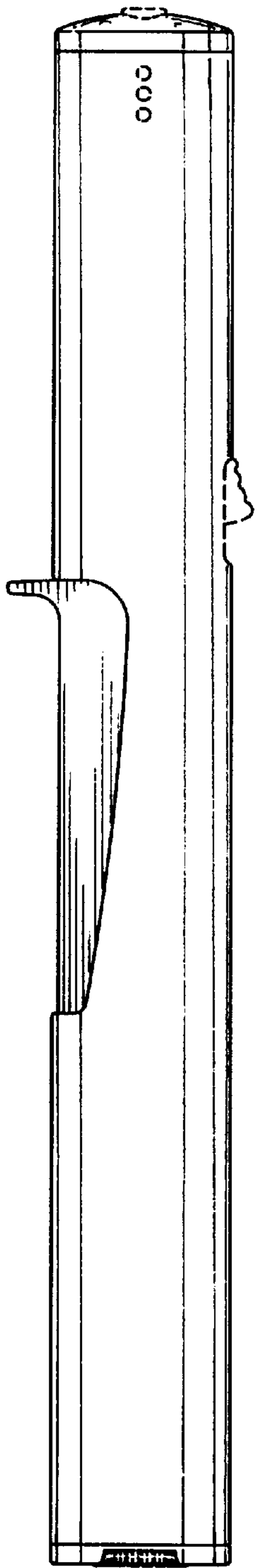


FIG. 2

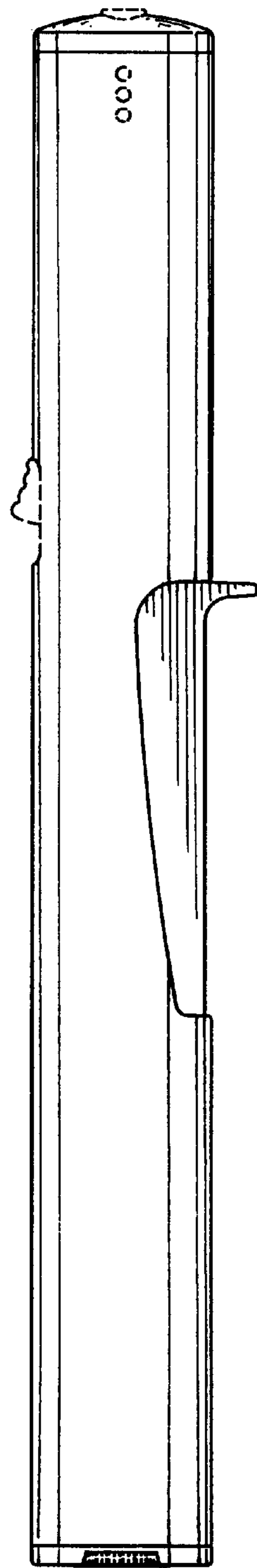


FIG. 3



FIG. 4

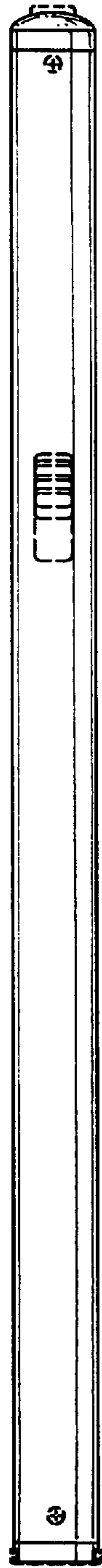


FIG. 5

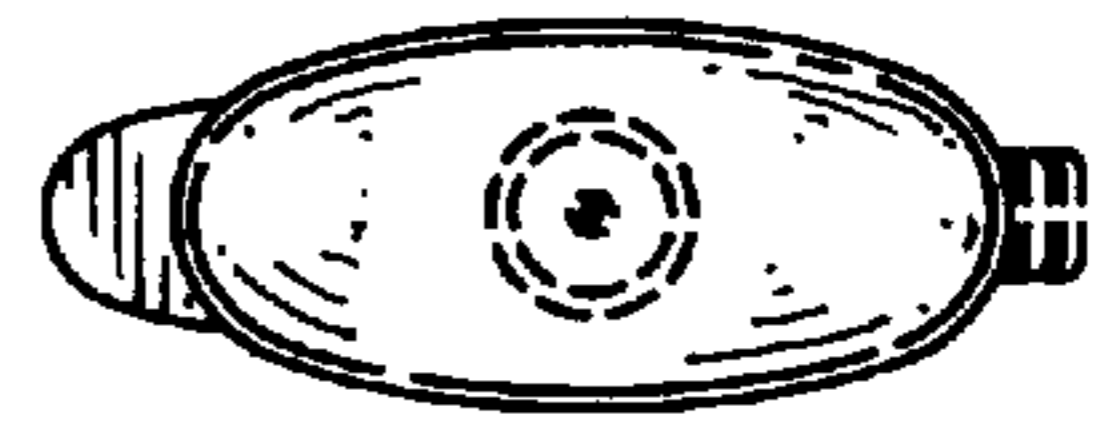


FIG. 6

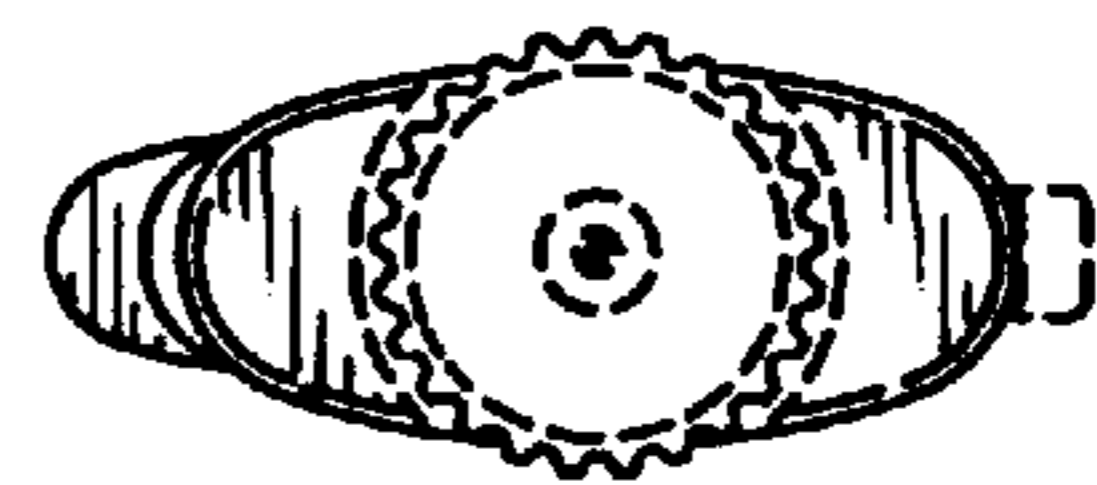


FIG. 7