



US00D484733S

(12) **United States Design Patent**
Kling

(10) **Patent No.:** **US D484,733 S**

(45) **Date of Patent:** **** *Jan. 6, 2004**

(54) **COFFEE MACHINE**

(75) **Inventor:** **Björn Kling**, Frankfurt am Main (DE)

(73) **Assignee:** **Braun GmbH** (DE)

(*) **Notice:** This patent is subject to a terminal disclaimer.

(**) **Term:** **14 Years**

(21) **Appl. No.:** **29/161,631**

(22) **Filed:** **May 30, 2002**

(30) **Foreign Application Priority Data**

Dec. 11, 2001 (DE) 4 01 10 728

(51) **LOC (7) Cl.** **07-01**

(52) **U.S. Cl.** **D7/309; D7/310; D7/311**

(58) **Field of Search** **D7/309, 310, 311, D7/312, 300; 99/282, 280, 284, 295, 283, 289 R, 305**

(56) **References Cited**

U.S. PATENT DOCUMENTS

5,301,600 A	*	4/1994	Medema	99/305
D347,961 S		6/1994	Beeren	
D354,878 S		1/1995	Lin	
D355,561 S		2/1995	Ullman	
D376,950 S	*	12/1996	Saltet	D7/309
D377,290 S	*	1/1997	Saltet	D7/309
D381,550 S		7/1997	Lin	
D386,039 S	*	11/1997	Dingelstad	D7/309
D387,946 S	*	12/1997	Hippen	D7/309
D390,061 S	*	2/1998	Mork et al.	D7/309
D400,045 S		10/1998	Schade	
D401,108 S		11/1998	Pochopien et al.	
D402,153 S		12/1998	Saltet	
D403,199 S	*	12/1998	Micoley	D7/309
D404,961 S	*	2/1999	Carrere	D7/309

D406,982 S	*	3/1999	Littmann	D7/309
D407,262 S	*	3/1999	Dingelstad	D7/309
D407,596 S	*	4/1999	Hsu	D7/309
D408,208 S		4/1999	Hsu	
D411,705 S		6/1999	Littmann	
D413,479 S		9/1999	Mork et al.	
D418,000 S		12/1999	Mork et al.	
D418,357 S		1/2000	Lin	
D424,360 S	*	5/2000	Schwarz et al.	D7/309
D432,849 S	*	10/2000	Brady et al.	D7/309
D437,173 S		2/2001	Naft et al.	
D440,811 S	*	4/2001	Littmann et al.	D7/309
D444,985 S	*	7/2001	Wu	D7/309
D446,987 S	*	8/2001	Bureaux	D7/309
D446,988 S	*	8/2001	Lothrop et al.	D7/309
D447,903 S	*	9/2001	Lin	D7/309
D447,904 S	*	9/2001	Kling	D7/309
D454,024 S	*	3/2002	Kling	D7/318
D454,466 S	*	3/2002	Hong	D7/309
D457,376 S	*	5/2002	Lin	D7/309
D462,226 S	*	9/2002	Williamson et al.	D7/309

* cited by examiner

Primary Examiner—M. N. Pandozzi

(74) *Attorney, Agent, or Firm*—Fish & Richardson P.C.

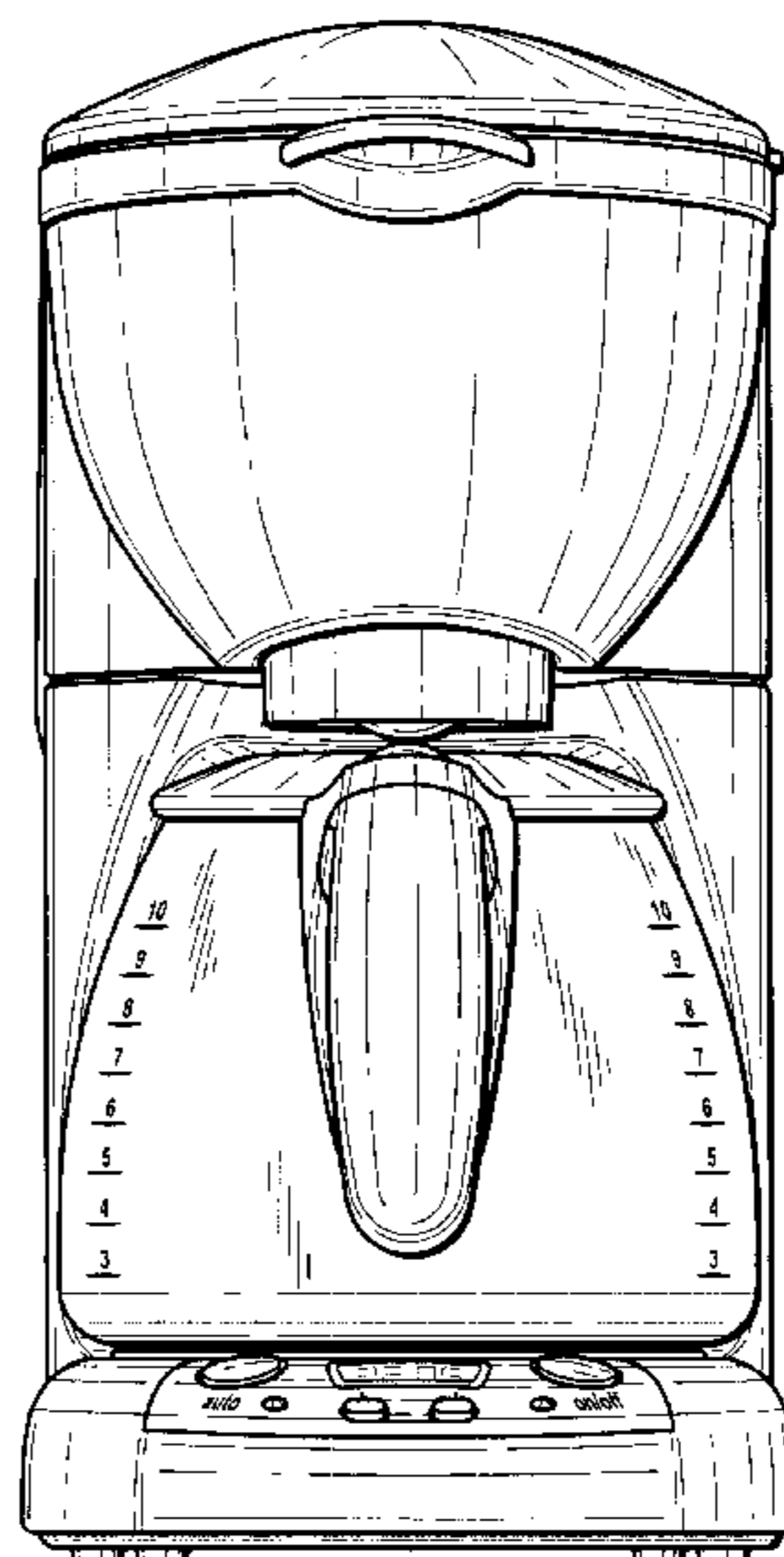

(57) **CLAIM**

The ornamental design for a coffee machine, as shown and described.

DESCRIPTION

FIG. 1 is a perspective view of a coffee machine from above, showing my design;
FIG. 2 is a front view of the appliance thereof;
FIG. 3 is a rear view of the appliance thereof
FIG. 4 is a right side view of the appliance thereof;
FIG. 5 is a left side view of the appliance thereof;
FIG. 6 is a top plan view of the appliance thereof; and,
FIG. 7 is a bottom view of the appliance thereof.

1 Claim, 5 Drawing Sheets



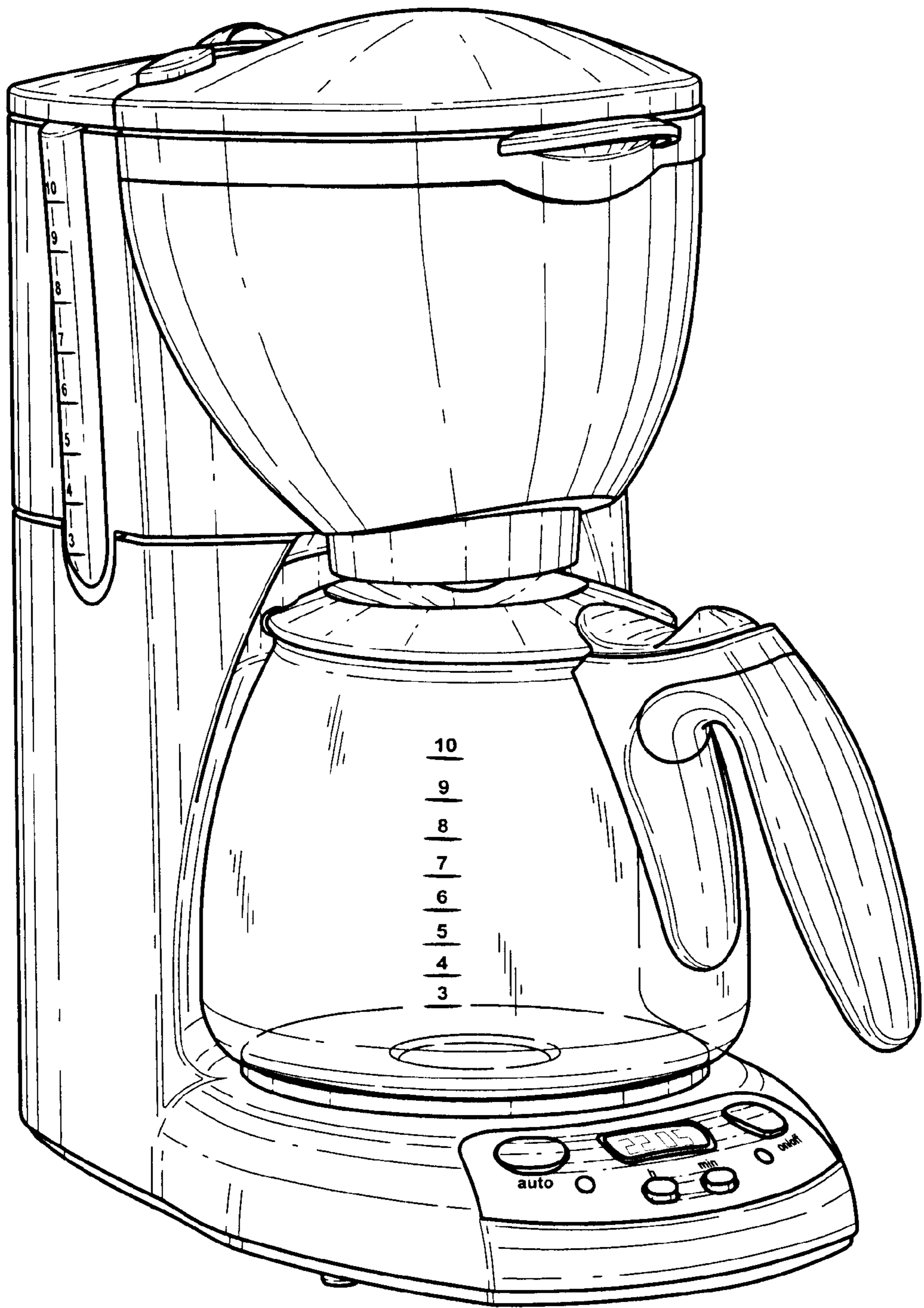


Fig. 1

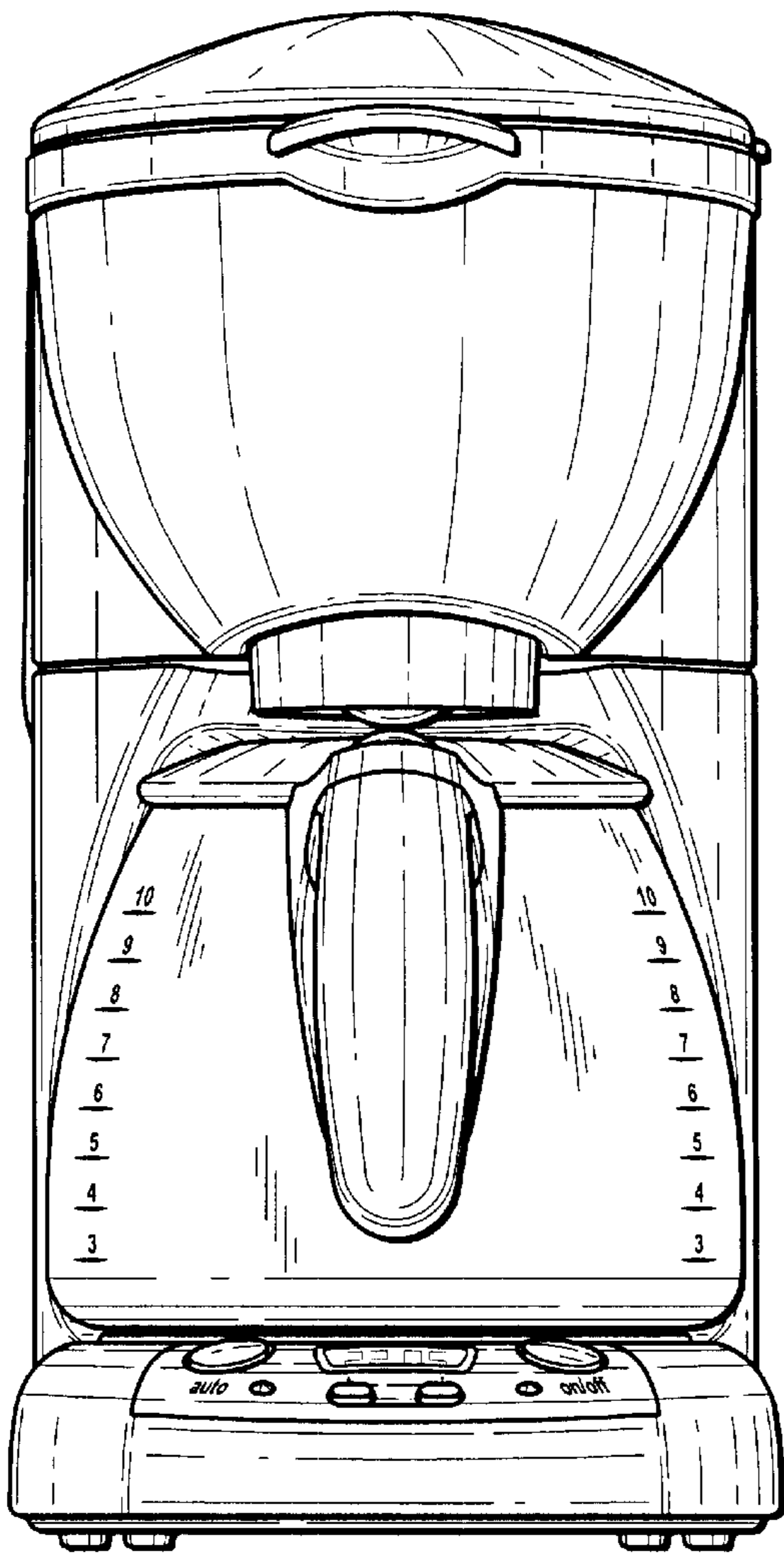


Fig. 2

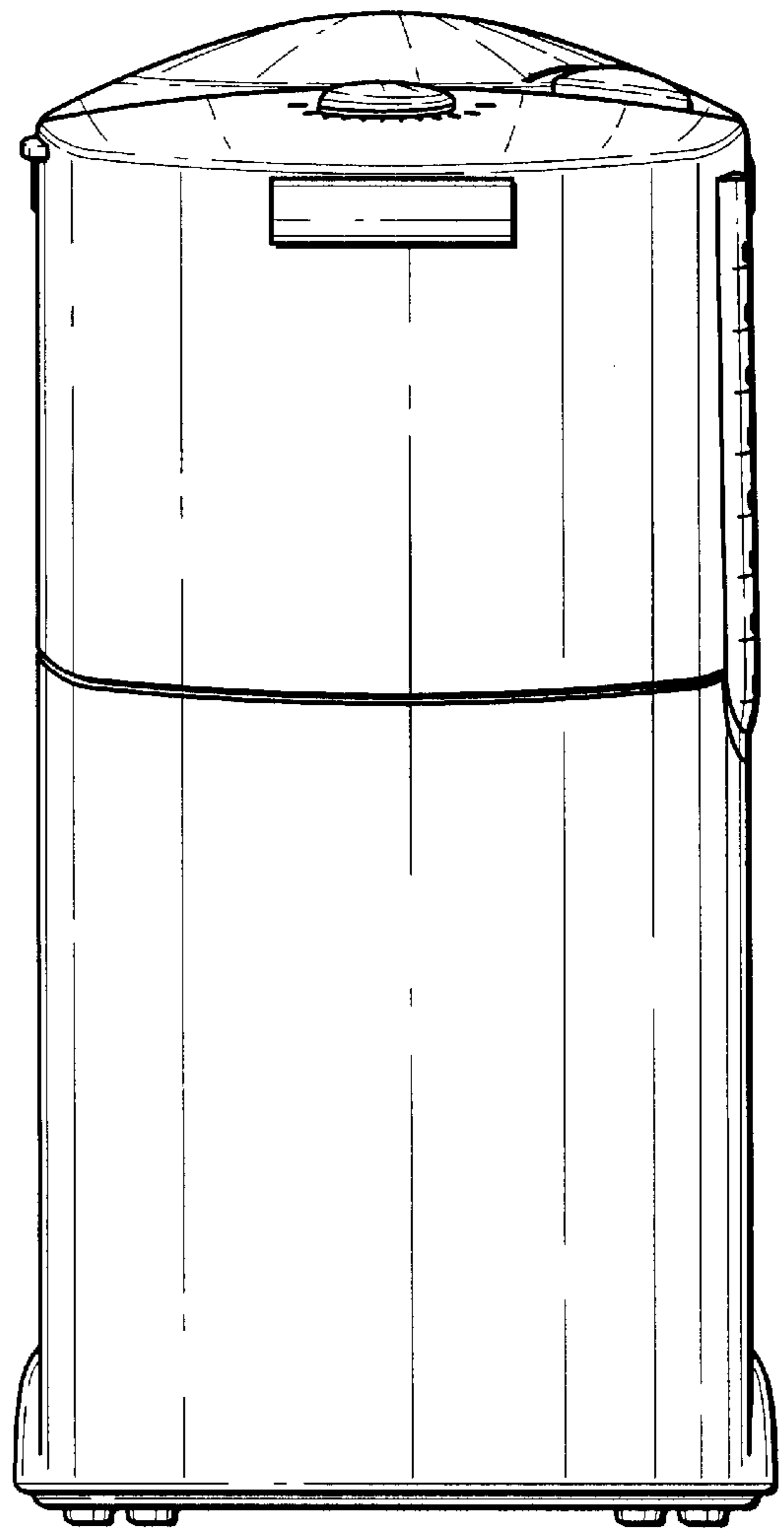


Fig. 3




Fig. 4




Fig. 5

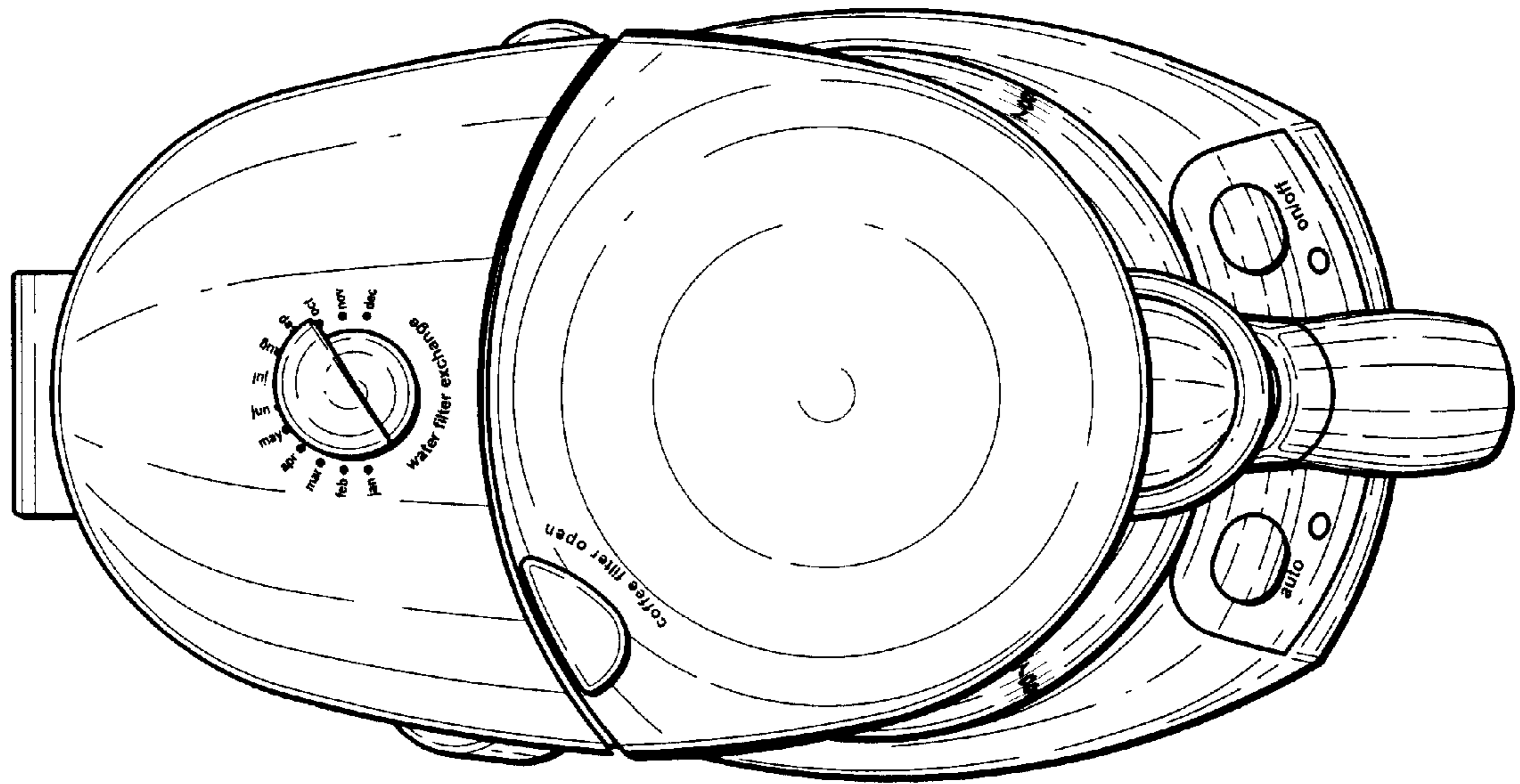


Fig. 6

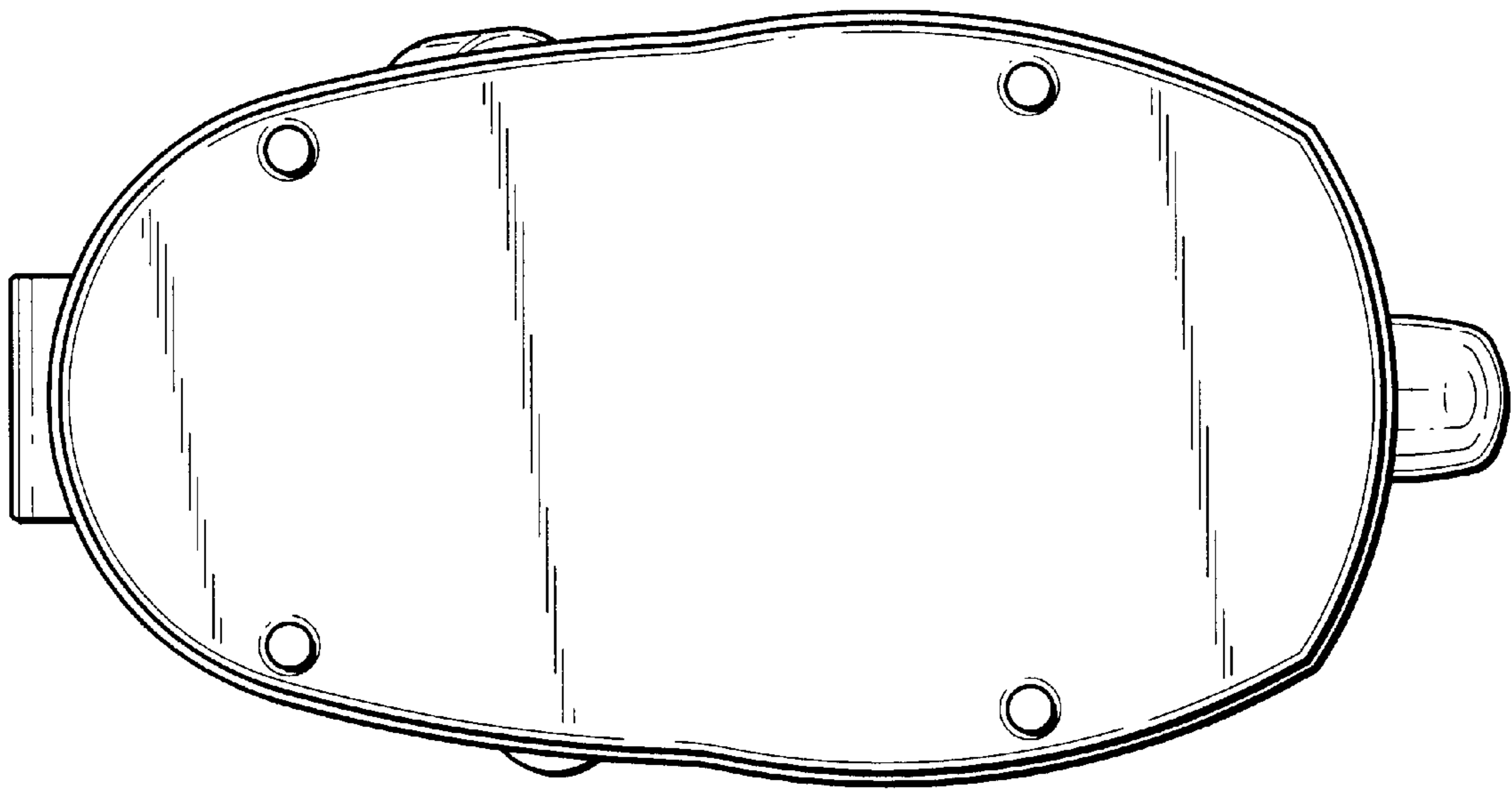


Fig. 7