



US00D484730S

(12) **United States Design Patent**
Kollegian

(10) **Patent No.:** **US D484,730 S**

(45) **Date of Patent:** **** Jan. 6, 2004**

(54) **HOLDER FOR COMPACT DISCS**

D404,957 S * 2/1999 Cheris et al. D6/629
D448,598 S * 10/2001 Mok et al. D6/630

(75) Inventor: **Les Kollegian**, La Jolla, CA (US)

* cited by examiner

(73) Assignee: **Disc Dealer Inc.**, San Diego, CA (US)

Primary Examiner—Cathron C. Brooks

(**) Term: **14 Years**

(74) *Attorney, Agent, or Firm*—Dalina Law Group

(21) Appl. No.: **29/169,481**

(57) **CLAIM**

(22) Filed: **Oct. 21, 2002**

The ornamental design for a holder for compact discs, as shown and described.

(51) **LOC (7) Cl.** **06-04**

DESCRIPTION

(52) **U.S. Cl.** **D6/630**

FIG. 1 is a front view of a holder for compact discs illustrating a new design;

(58) **Field of Search** D6/396, 397, 630,
D6/410, 411, 436, 437, 438, 476–479, 569,
570, 571; 108/28, 59–61, 91–93, 149, 157.1,
158.11, 180; 211/10, 11, 34, 36, 37, 90.04,
134, 153, 175, 186, 188; 312/7.2, 9.48,
196, 278–281

FIG. 2 is a rear view thereof;

FIG. 3 is a side view showing a left side cross section view thereof;

FIG. 4 is a side view showing a right side cross section view thereof;

(56) **References Cited**

U.S. PATENT DOCUMENTS

D358,524 S * 5/1995 Sedon et al. D6/629
D398,471 S * 9/1998 Malik D6/630
D404,956 S * 2/1999 Cheris et al. D6/629

FIG. 5 is a front view showing a left side perspective thereof;

FIG. 6 is a front view showing a right side perspective thereof;

FIG. 7 is a left side view thereof; and,

FIG. 8 is a right side view thereof.

1 Claim, 6 Drawing Sheets

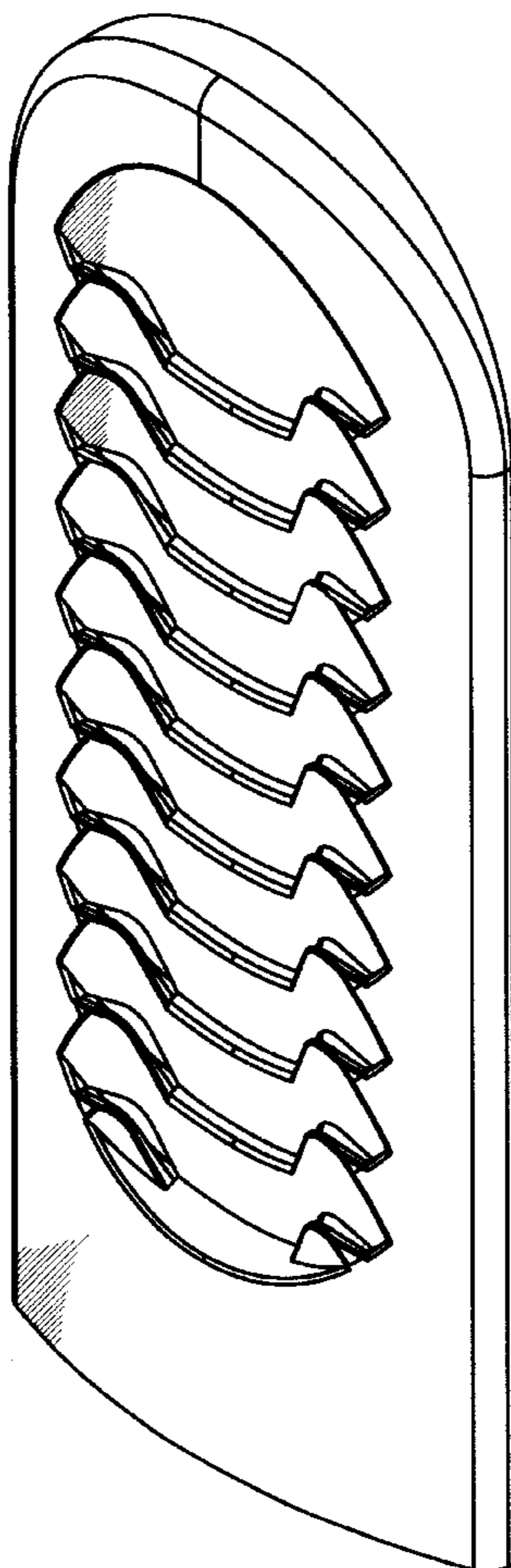


FIG. 1

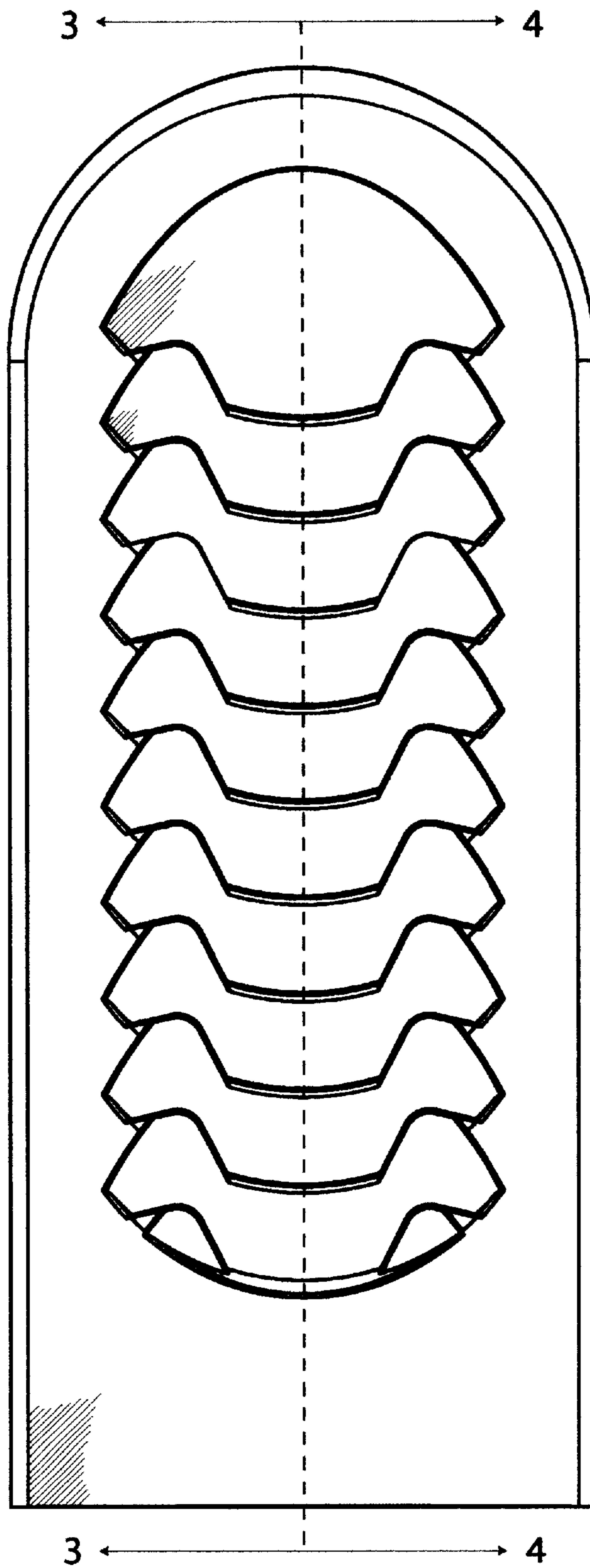


FIG. 2

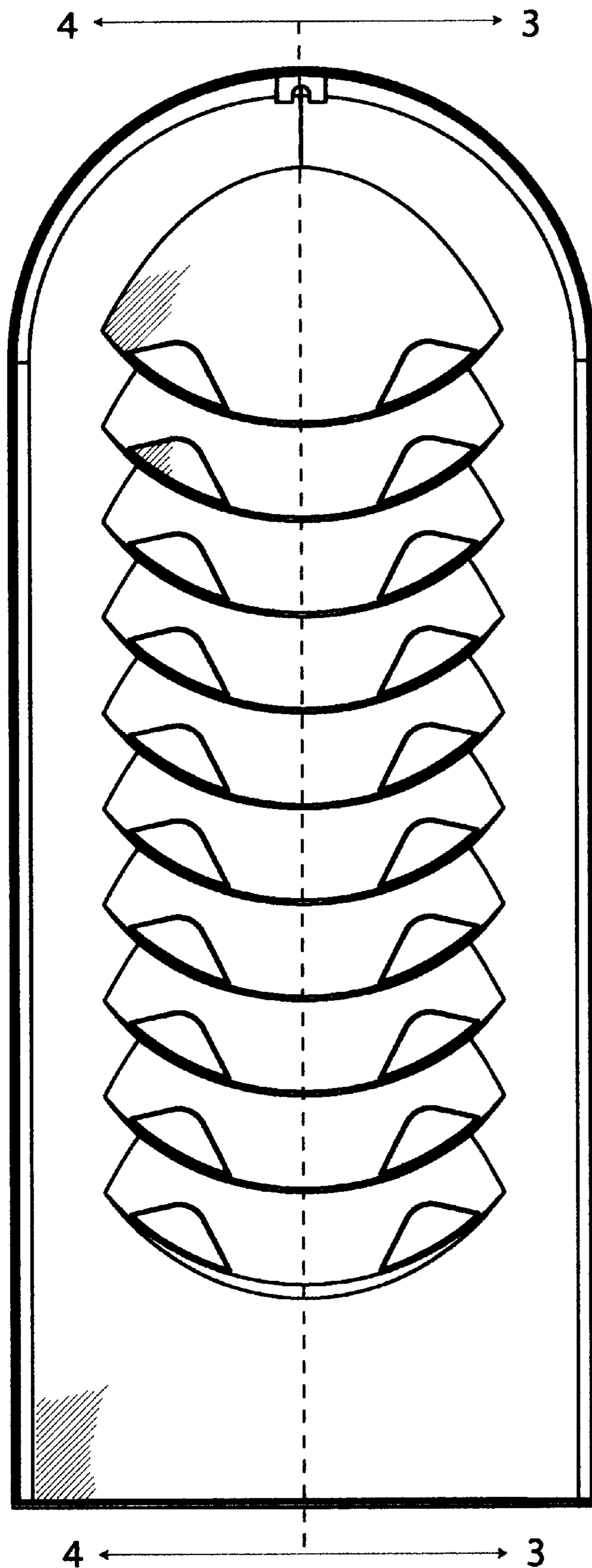


FIG. 3



FIG. 4



FIG. 5

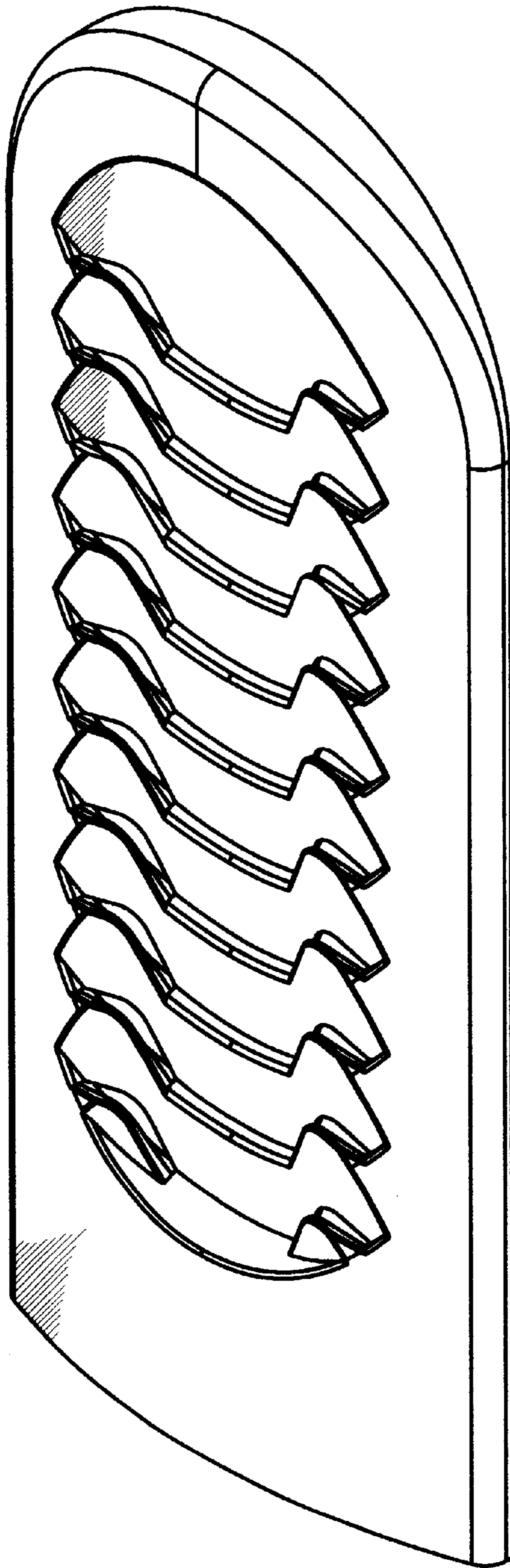


FIG. 6

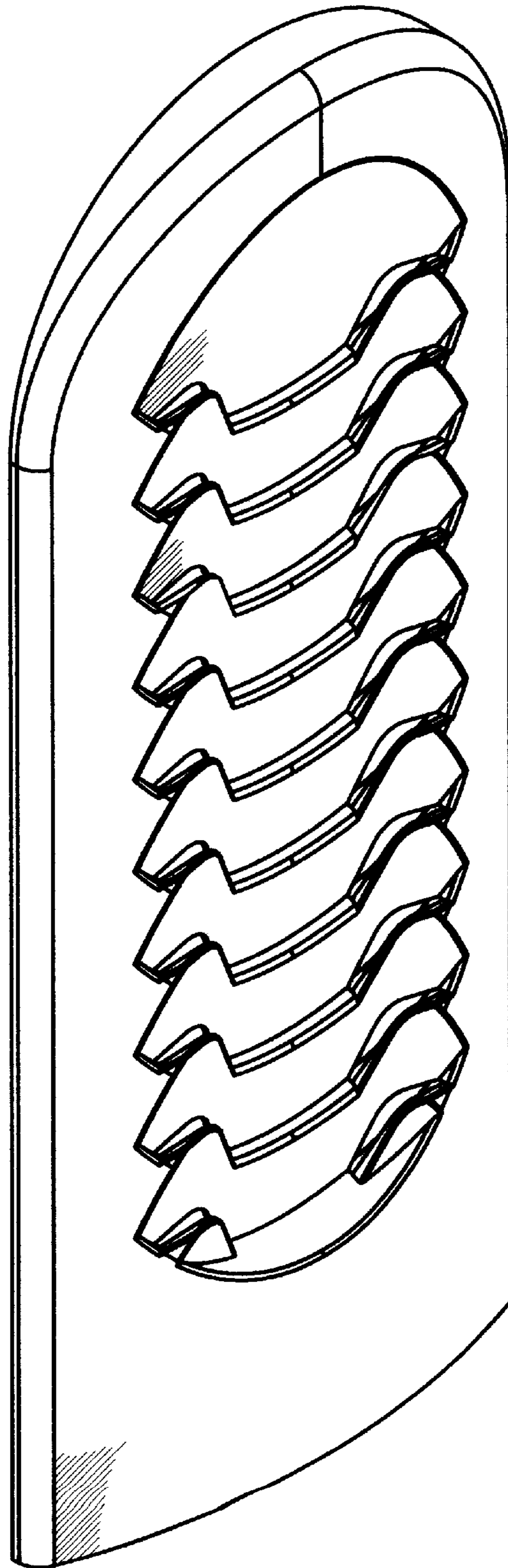


FIG. 7



FIG. 8

