



US00D484728S

(12) **United States Design Patent**  
**Ku**

(10) **Patent No.:** **US D484,728 S**

(45) **Date of Patent:** **\*\* Jan. 6, 2004**

(54) **INFLATABLE MAT**

(76) **Inventor:** **Tun-Jen Ku**, 16, Kuo Chung 2nd Rd,  
Da-Li City, Taichung (TW)

(\*\*) **Term:** **14 Years**

(21) **Appl. No.:** **29/183,594**

(22) **Filed:** **Jun. 13, 2003**

(51) **LOC (7) Cl.** ..... **06-09**

(52) **U.S. Cl.** ..... **D6/604; D6/596**

(58) **Field of Search** ..... D6/595-597, 601,  
D6/604; 5/630, 632, 633, 636, 639, 710,  
731, 736, 652, 653-655, 657.5, 417-420,  
706; D21/809; D12/316

(56) **References Cited**

**U.S. PATENT DOCUMENTS**

6,108,835 A \* 8/2000 Hwang ..... 5/420

6,260,222 B1 \* 7/2001 Lin ..... 5/709

\* cited by examiner

*Primary Examiner*—Janice E. Seeger

(74) *Attorney, Agent, or Firm*—W. Wayne Liauh

(57) **CLAIM**

The ornamental design for an inflatable mat, as shown and described.

**DESCRIPTION**

FIG. 1 is a perspective view from the left front of a inflatable mat showing my new design;

FIG. 2 is a left side elevation view thereof;

FIG. 3 is a right side elevation view thereof;

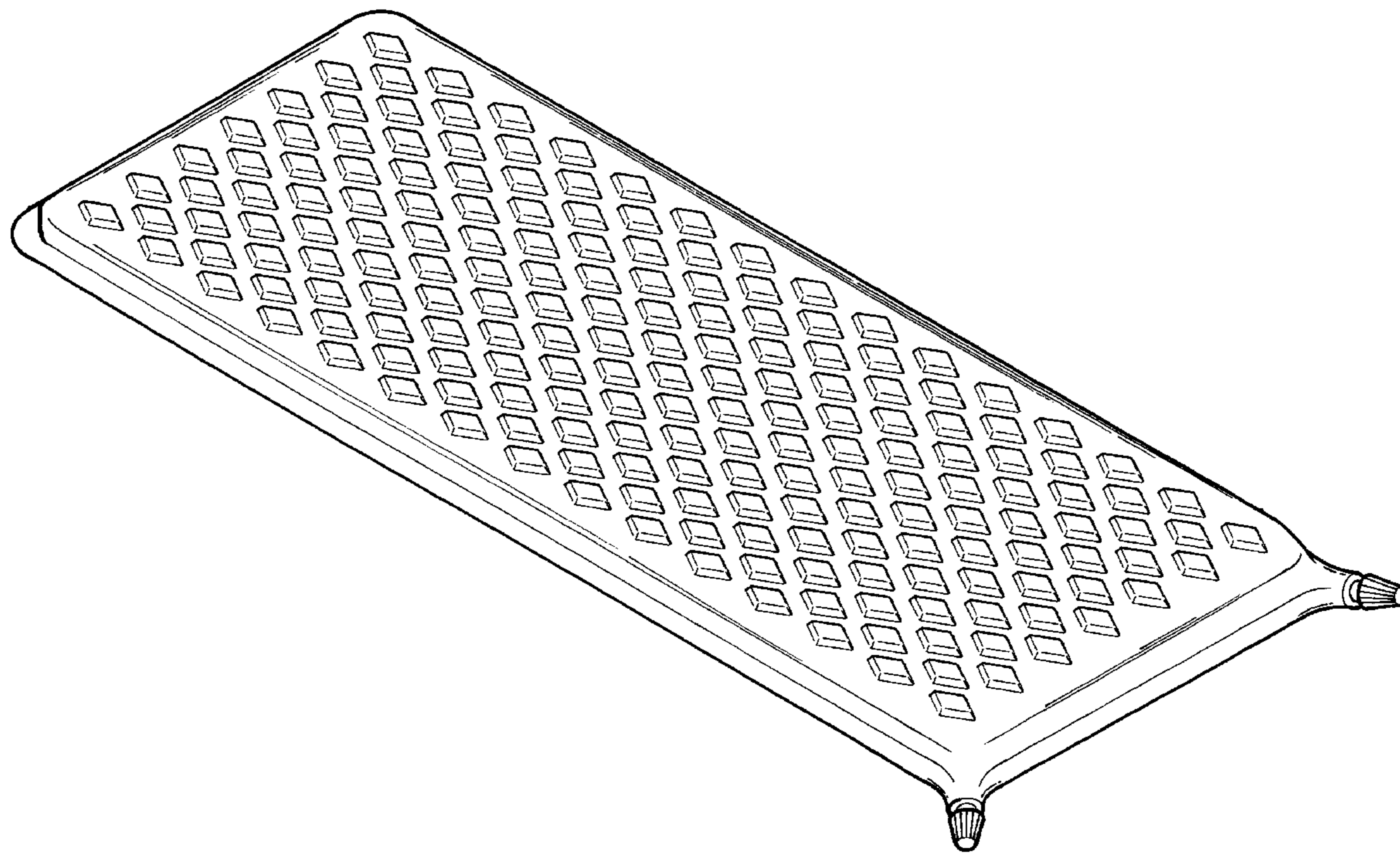
FIG. 4 is a front elevation view thereof;

FIG. 5 is a rear elevation view thereof;

FIG. 6 is a top plan view thereof; and,

FIG. 7 is a bottom plan view thereof.

**1 Claim, 6 Drawing Sheets**



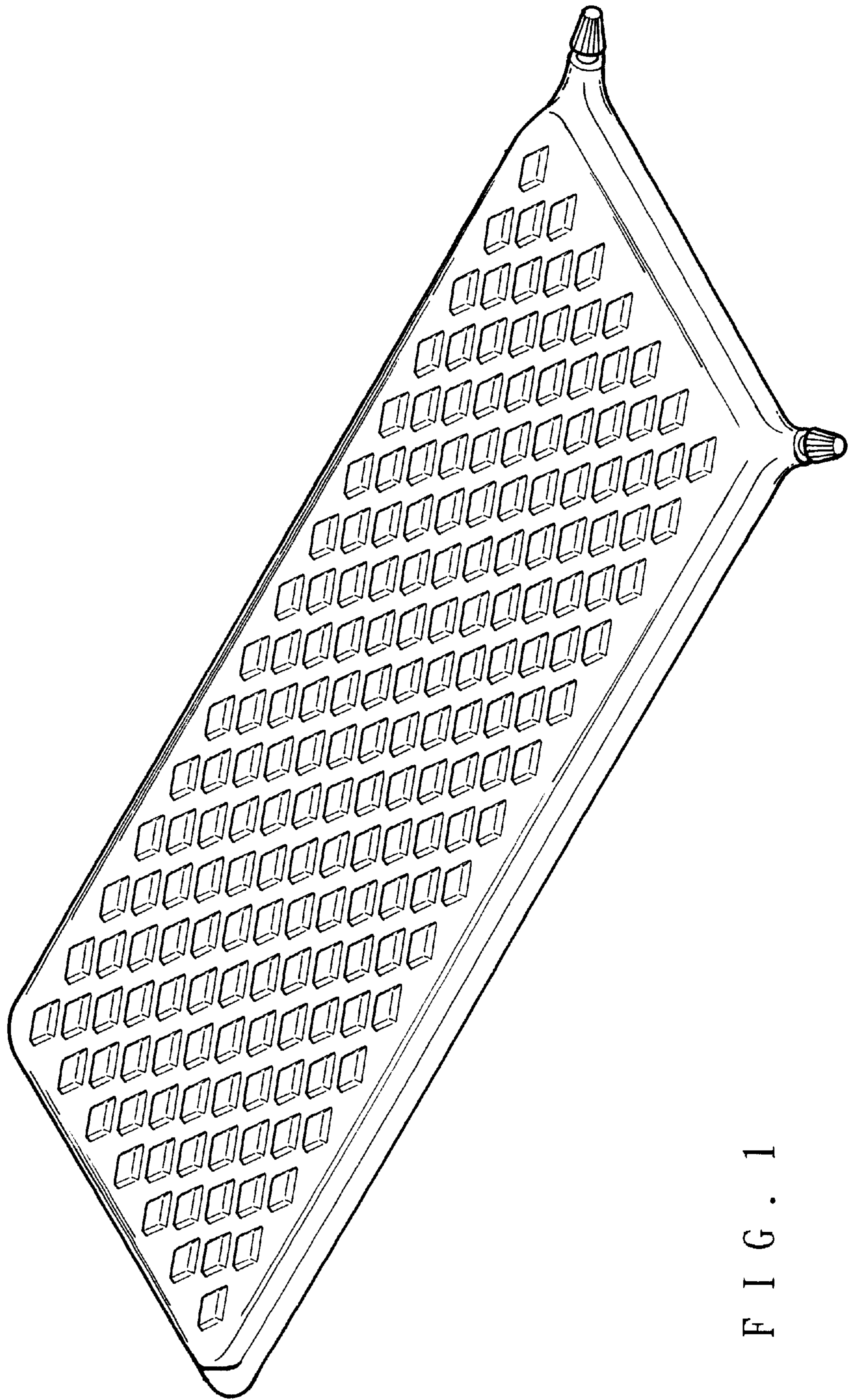


FIG. 1

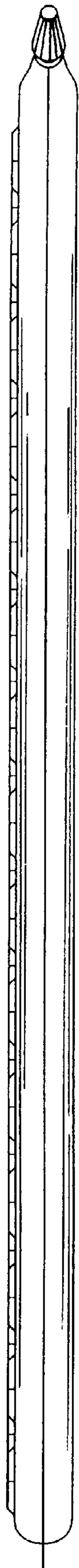


FIG. 2

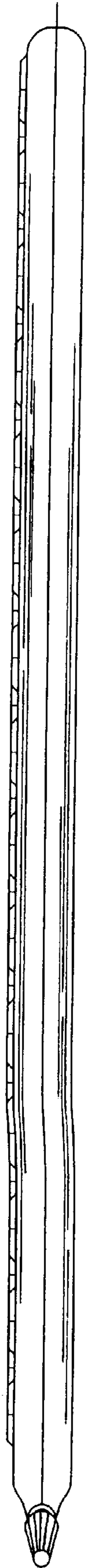


FIG. 3

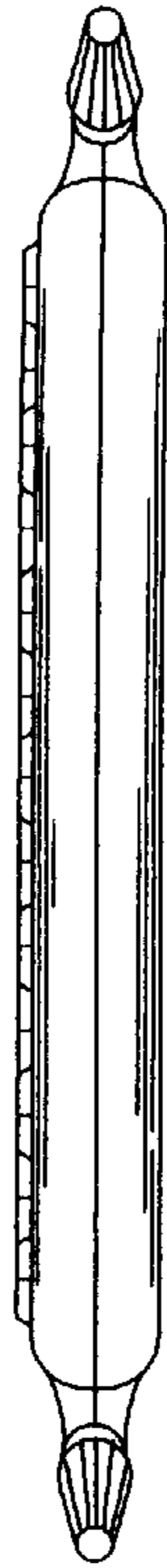


FIG. 5

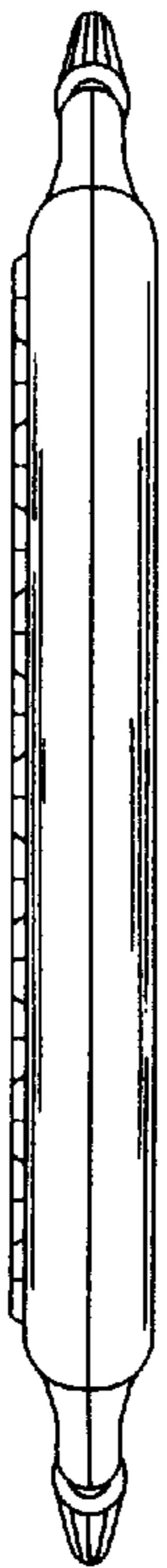


FIG. 4




FIG. 6




FIG. 7