



US00D484719S

(12) **United States Design Patent**  
**Strong**

(10) **Patent No.:** **US D484,719 S**

(45) **Date of Patent:** **\*\* Jan. 6, 2004**

- (54) **PORTION OF A TABLE TOP**
- (75) Inventor: **L. Curtis Strong**, Clearfield, UT (US)
- (73) Assignee: **Lifetime Products, Inc.**, Clearfield, UT (US)
- (\*\*) Term: **14 Years**
- (21) Appl. No.: **29/185,837**
- (22) Filed: **Jul. 3, 2003**

4,248,161 A	2/1981	Adair et al.
D353,286 S	12/1994	Hand
D355,091 S	2/1995	Green et al.
D358,954 S	6/1995	Leduc
D366,781 S	2/1996	Cartwright
5,603,267 A	2/1997	Soper
5,644,994 A	7/1997	Liang et al.
6,019,050 A	2/2000	Ranta
D452,626 S	1/2002	Petri
D452,787 S	1/2002	Petri
D470,352 S	* 2/2003	Strong ..... D6/511

**Related U.S. Application Data**

- (62) Division of application No. 10/340,018, filed on Jan. 9, 2003.
- (51) **LOC (7) Cl.** ..... **06-06**
- (52) **U.S. Cl.** ..... **D6/511**
- (58) **Field of Search** ..... D6/480-489, 511, D6/429, 422; 108/150, 153.1, 155, 156, 157.1, 157.15, 159.12, 161, 27, 115, 117, 118, 120; 312/140.3, 140.2

**References Cited**

**U.S. PATENT DOCUMENTS**

2,857,228 A	10/1958	Koett
2,879,118 A	3/1959	Kolb
3,108,550 A	10/1963	Knoblock
3,247,811 A	4/1966	Bauder
3,906,848 A	9/1975	Gow
3,954,068 A	5/1976	Roberts et al.
4,099,469 A	7/1978	Sahli
4,105,271 A	8/1978	Sebel et al.
4,196,675 A	4/1980	Cook

**OTHER PUBLICATIONS**

Mosaic, Gonluck Co., c2000, p. 3, profile edge in center.

\* cited by examiner

*Primary Examiner*—Janice E. Seeger

(74) *Attorney, Agent, or Firm*—Workman Nydegger

**CLAIM**

The ornamental design for a portion of a table top, as shown and described.

**DESCRIPTION**

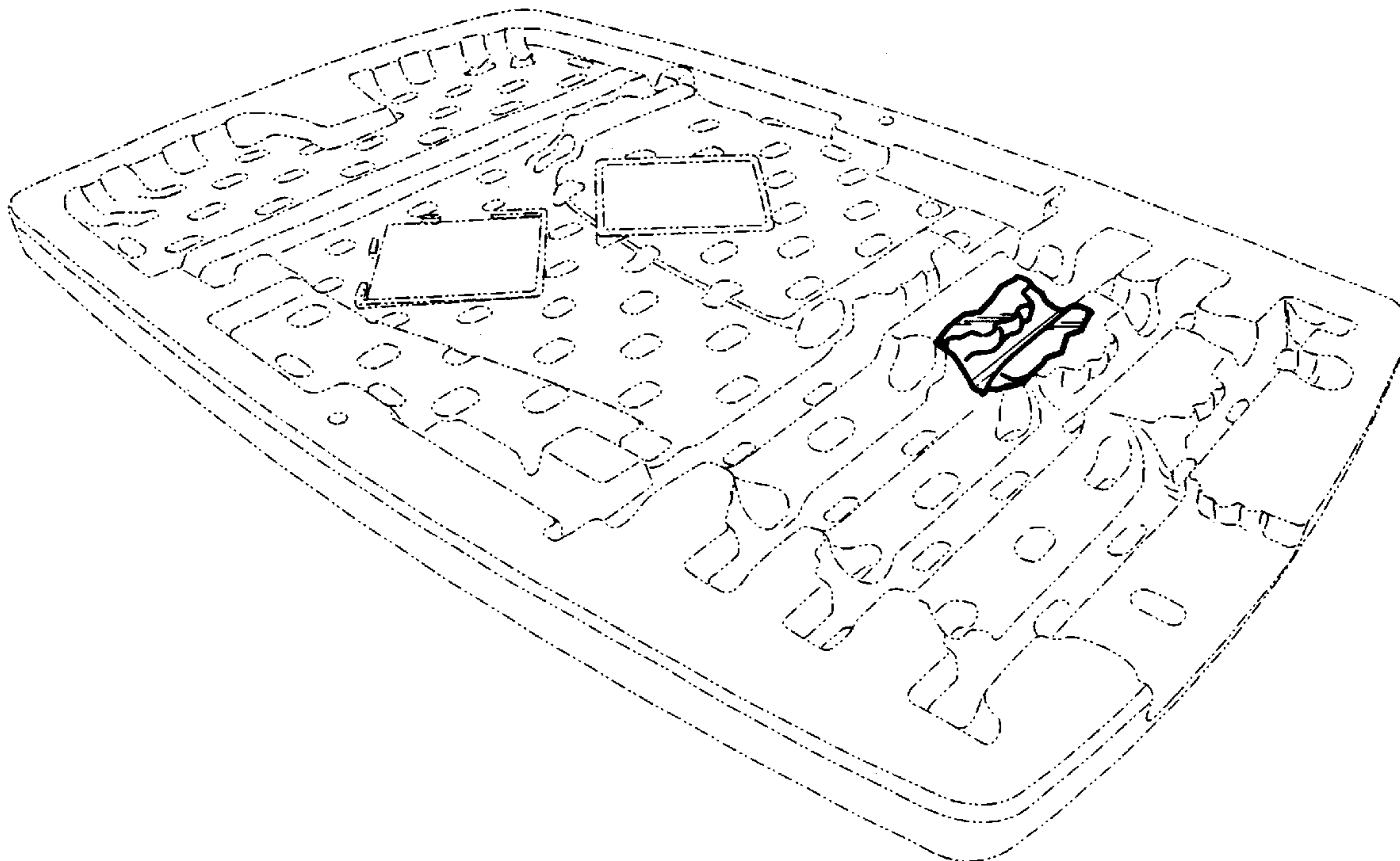
FIG. 1 is an upper perspective view of a portion of a table top in accordance with a preferred embodiment of the present invention;

FIG. 2 is a lower perspective view of the table top shown in FIG. 1; and,

FIG. 3 is a top view of the table top shown in FIG. 1.

The broken lines shown in the figures are for illustrative purposes only and form no part of the claimed design.

**1 Claim, 2 Drawing Sheets**



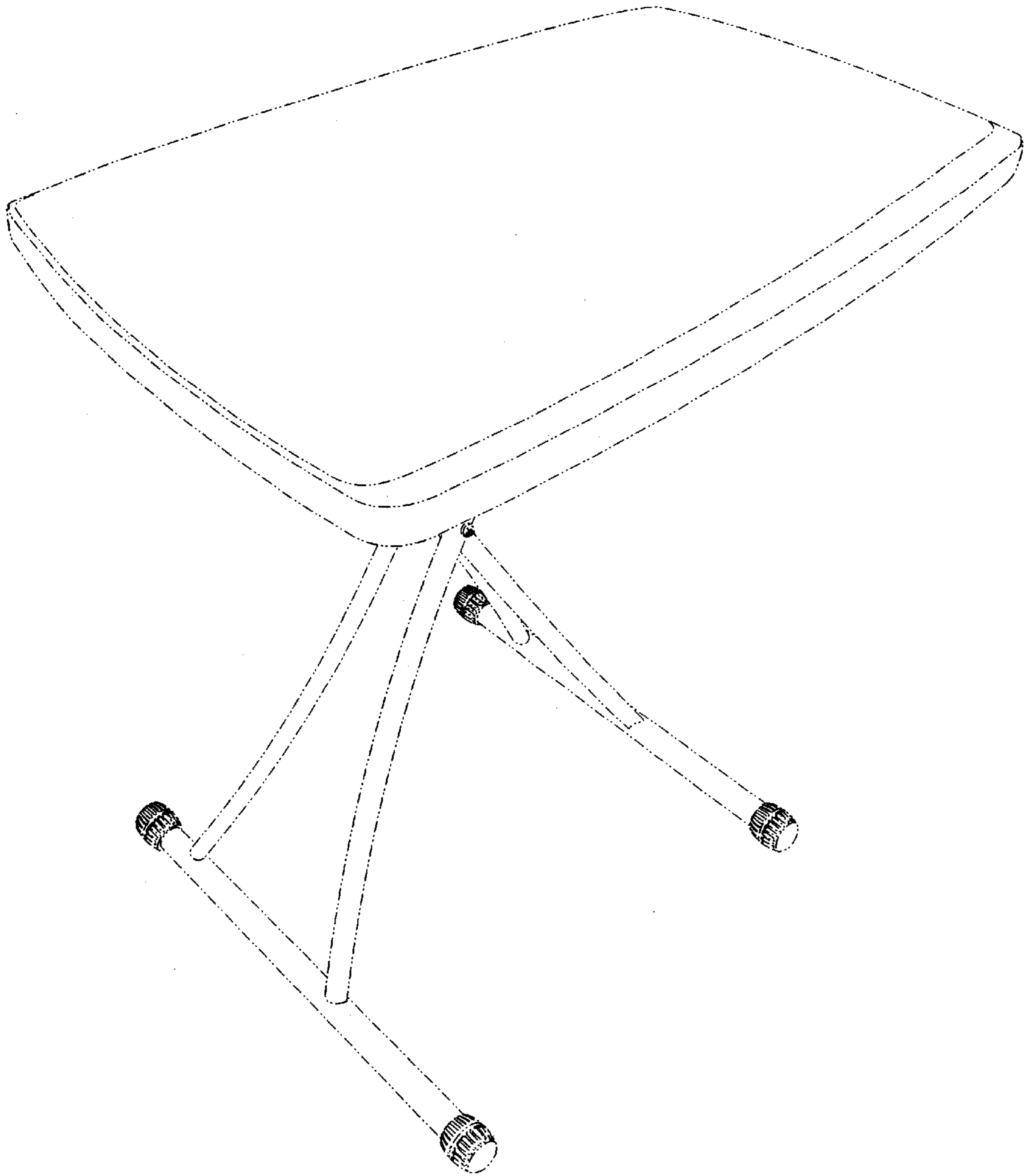


Fig. 1

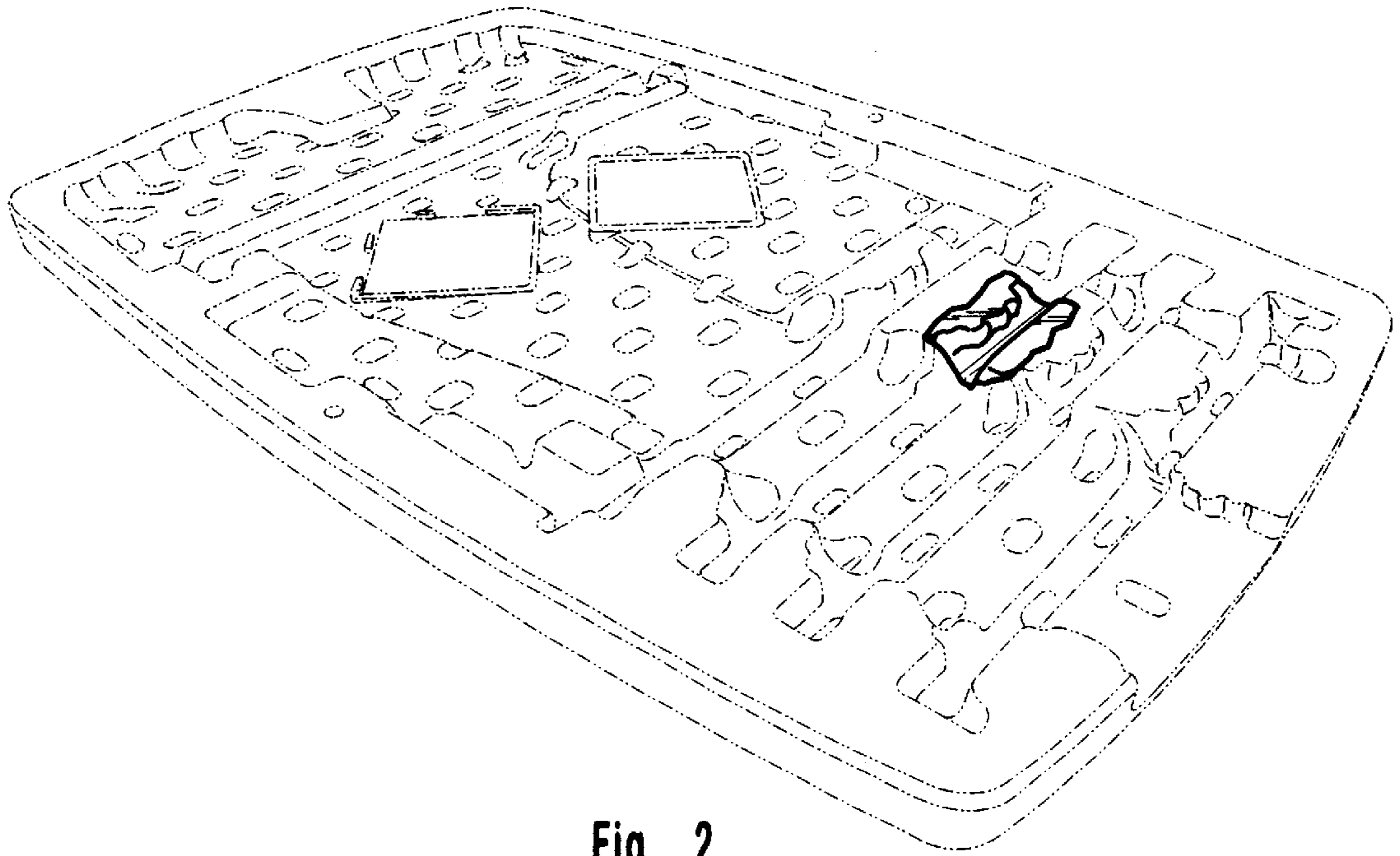


Fig. 2

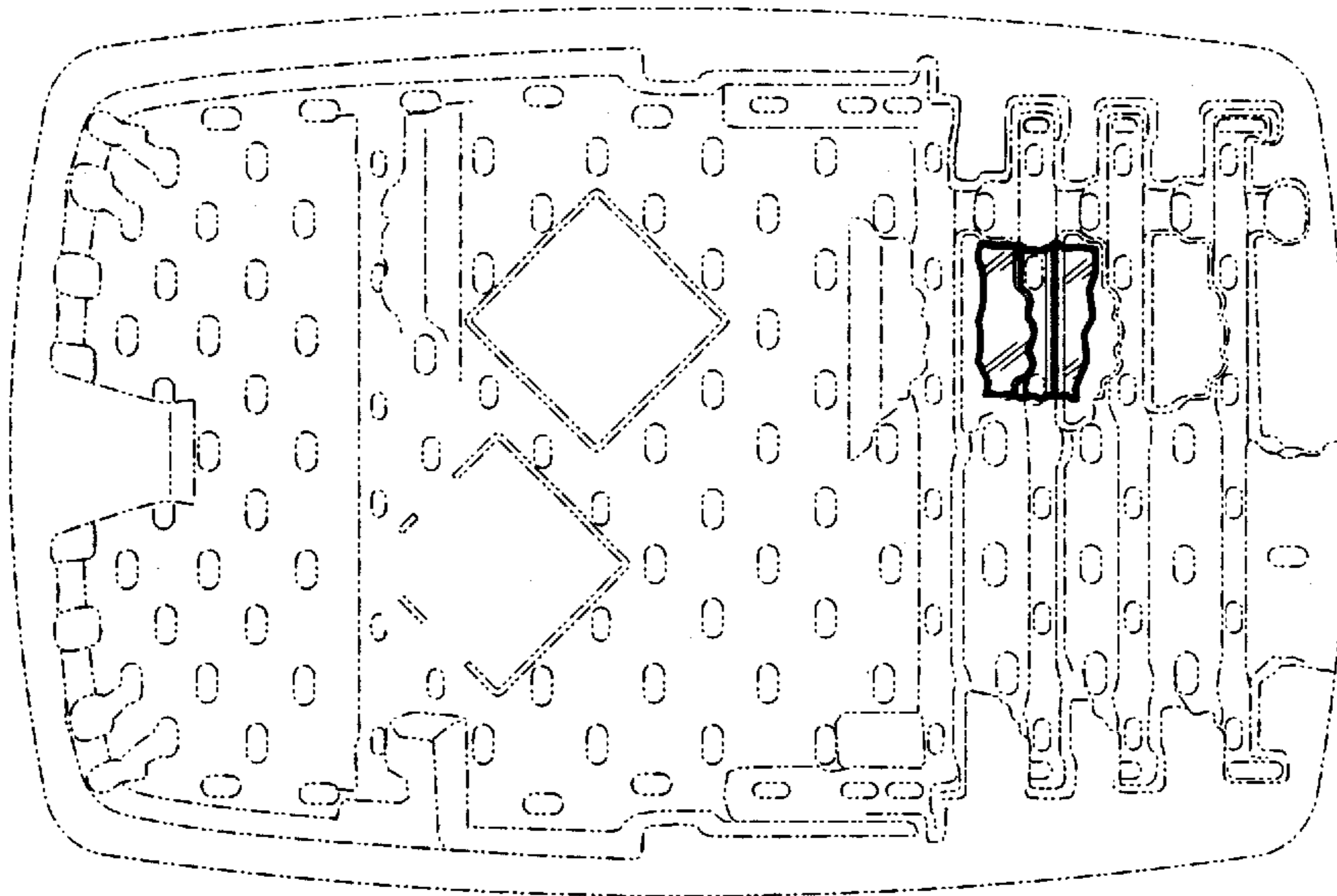


Fig. 3

UNITED STATES PATENT AND TRADEMARK OFFICE  
**CERTIFICATE OF CORRECTION**

PATENT NO. : Des. 484,719 S  
DATED : January 6, 2004  
INVENTOR(S) : L. Curtis Strong

Page 1 of 1

It is certified that error appears in the above-identified patent and that said Letters Patent is hereby corrected as shown below:

Title page,

Item [57], **DESCRIPTION,**

Line 5, after "Fig. 1" change "FIG. 1; and," to -- FIG. 1, and; --

Line 6, after "Fig. 3 is a" delete "top" and insert -- bottom --

Signed and Sealed this

Twenty-fifth Day of May, 2004

A handwritten signature in black ink that reads "Jon W. Dudas". The signature is written in a cursive style with a large initial "J" and "D".

---

JON W. DUDAS  
*Acting Director of the United States Patent and Trademark Office*