



US00D484716S

(12) **United States Design Patent**
Kreiss

(10) **Patent No.:** **US D484,716 S**

(45) **Date of Patent:** **** Jan. 6, 2004**

(54) **ARMOIRE**

(75) **Inventor:** **Michael Kreiss, San Diego, CA (US)**

(73) **Assignee:** **Kreiss Enterprises, San Diego, CA (US)**

(**) **Term:** **14 Years**

(21) **Appl. No.:** **29/179,565**

(22) **Filed:** **Apr. 10, 2003**

(51) **LOC (7) Cl.** **06-04**

(52) **U.S. Cl.** **D6/439**

(58) **Field of Search** **D6/432-448; 312/107, 312/198, 204, 257.1, 278, 279**

(56) **References Cited**

U.S. PATENT DOCUMENTS

D46,047 S	*	7/1914	Curtenius	D6/439
D221,341 S	*	8/1971	Levin	D6/446
D233,924 S	*	12/1974	Keller	D6/439
D370,798 S	*	6/1996	Rosen	D6/446
D377,280 S	*	1/1997	Keller	D6/446
D378,879 S	*	4/1997	Keller	D6/436

D388,265 S	*	12/1997	Keller	D6/445
D403,894 S	*	1/1999	Hutton	D6/445
D435,742 S	*	1/2001	DiPersia	D6/446
D455,027 S	*	4/2002	Hokanson	D6/439
D455,288 S	*	4/2002	OaHare et al.	D6/446

* cited by examiner

Primary Examiner—Cathron C. Brooks

(74) *Attorney, Agent, or Firm*—Marvin H. Kleinberg, Esq.; Marshall A. Lerner, Esq.; Kleinberg & Lerner, LLP

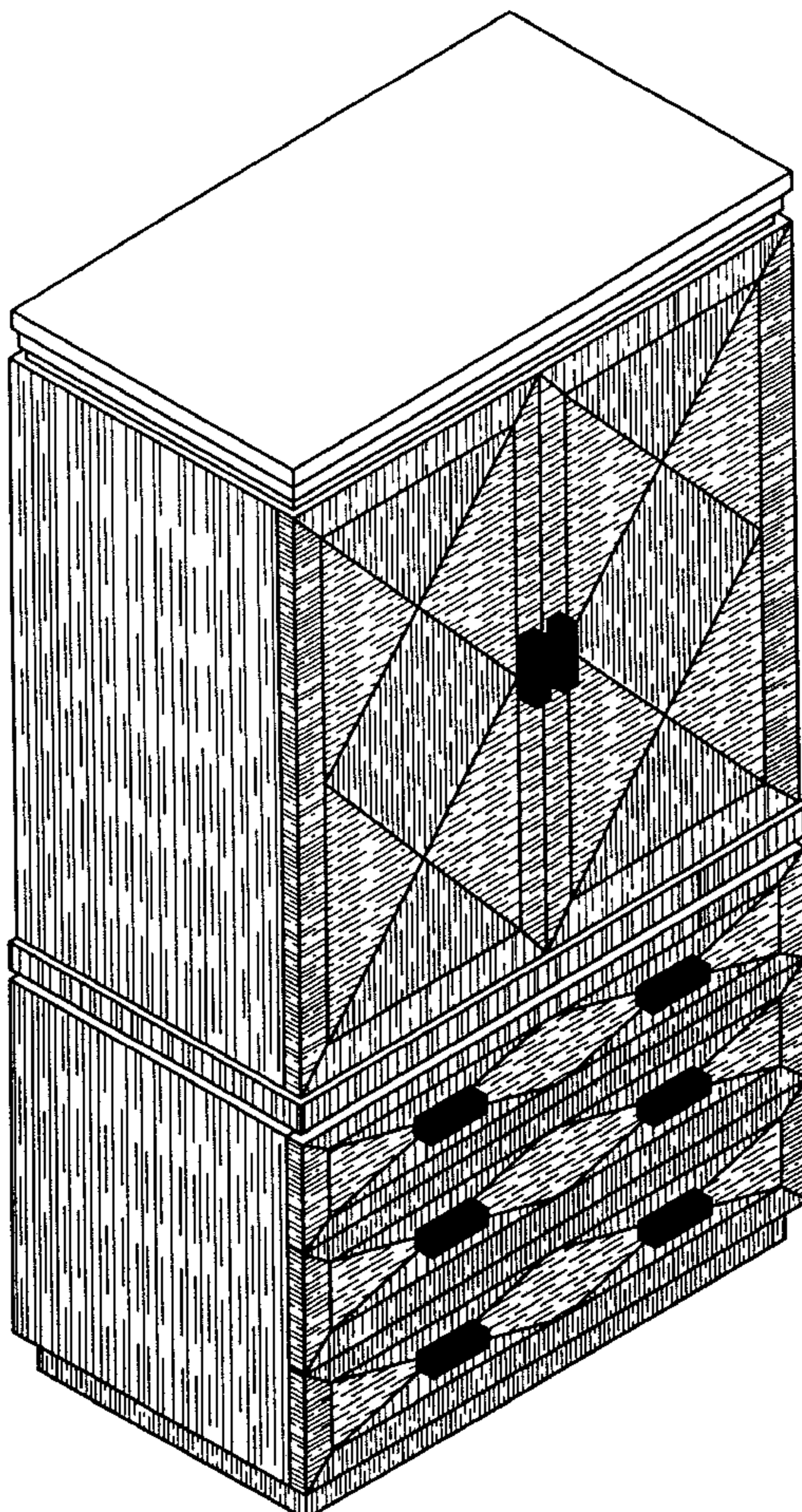
(57) **CLAIM**

The ornamental design for an armoire, as shown and described.

DESCRIPTION

FIG. 1 is a perspective view of the armoire of the present invention;
FIG. 2 is a front view of the armoire of FIG. 1;
FIG. 3 is a side view of the armoire of FIG. 1, the opposite side view being a mirror image thereof;
FIG. 4 is a top view of the armoire of FIG. 1;
FIG. 5 is a bottom view of the armoire of FIG. 1; and,
FIG. 6 is a rear view of the armoire of FIG. 1.

1 Claim, 6 Drawing Sheets



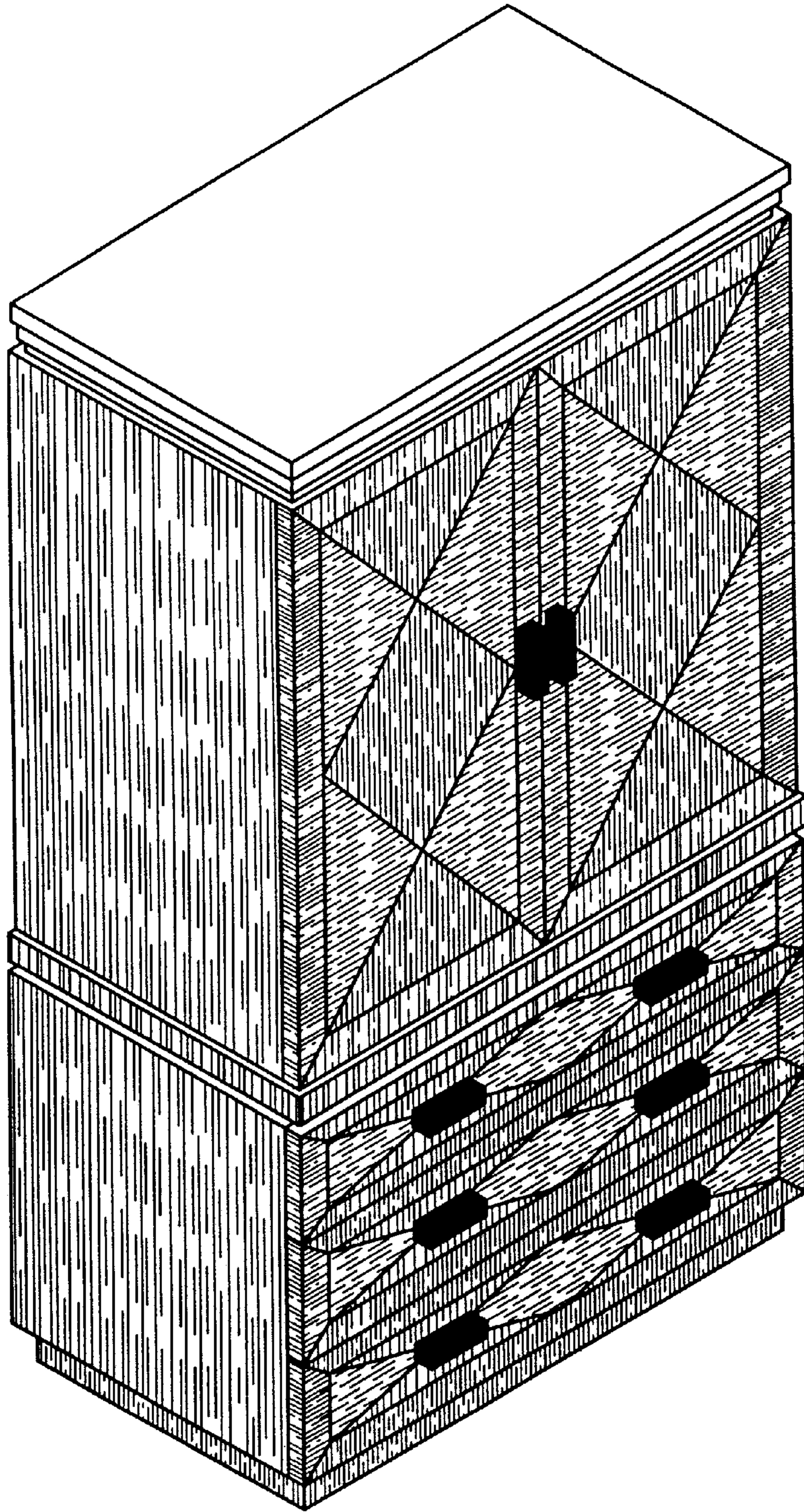


FIG. 1

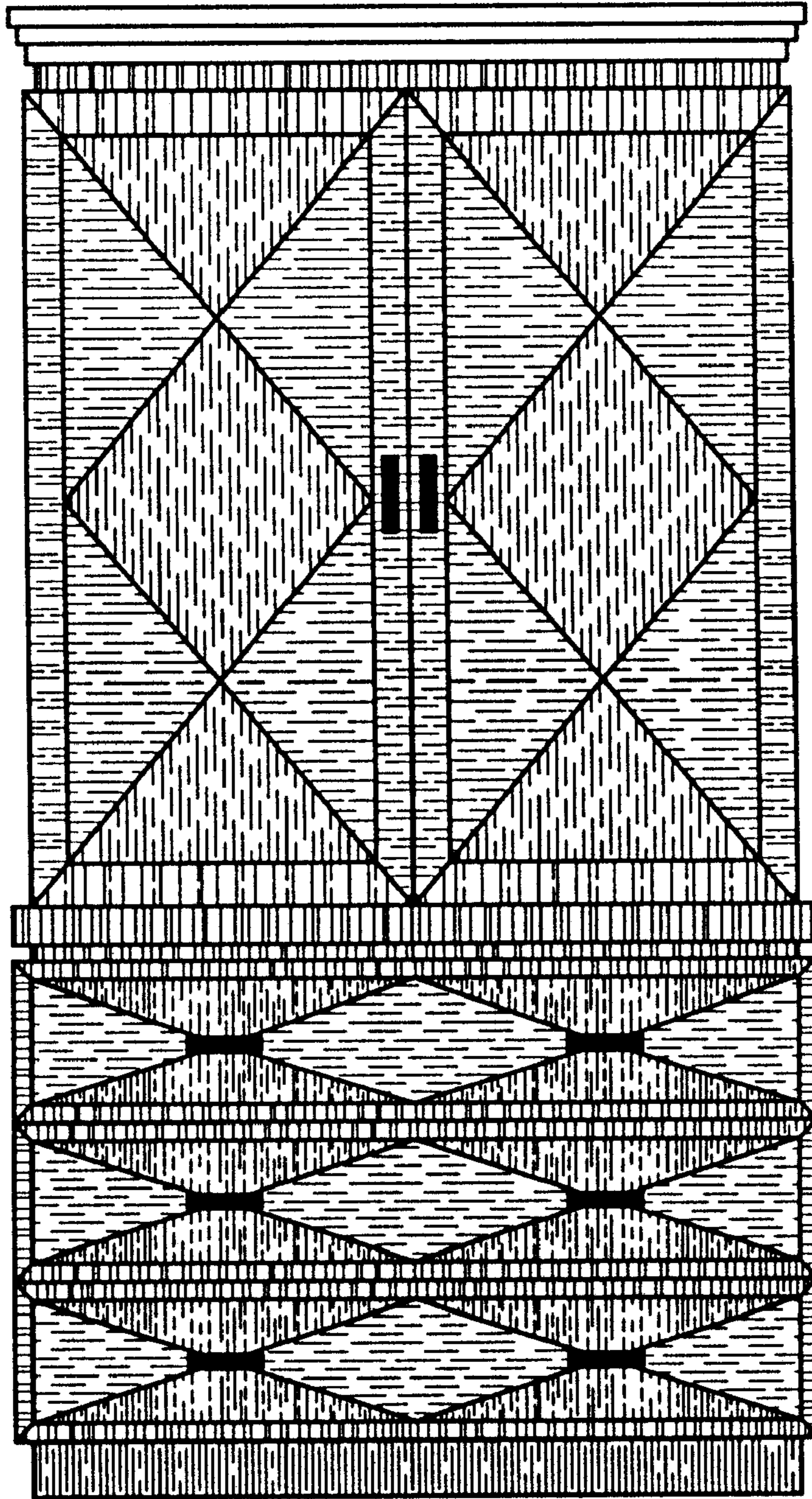


FIG. 2

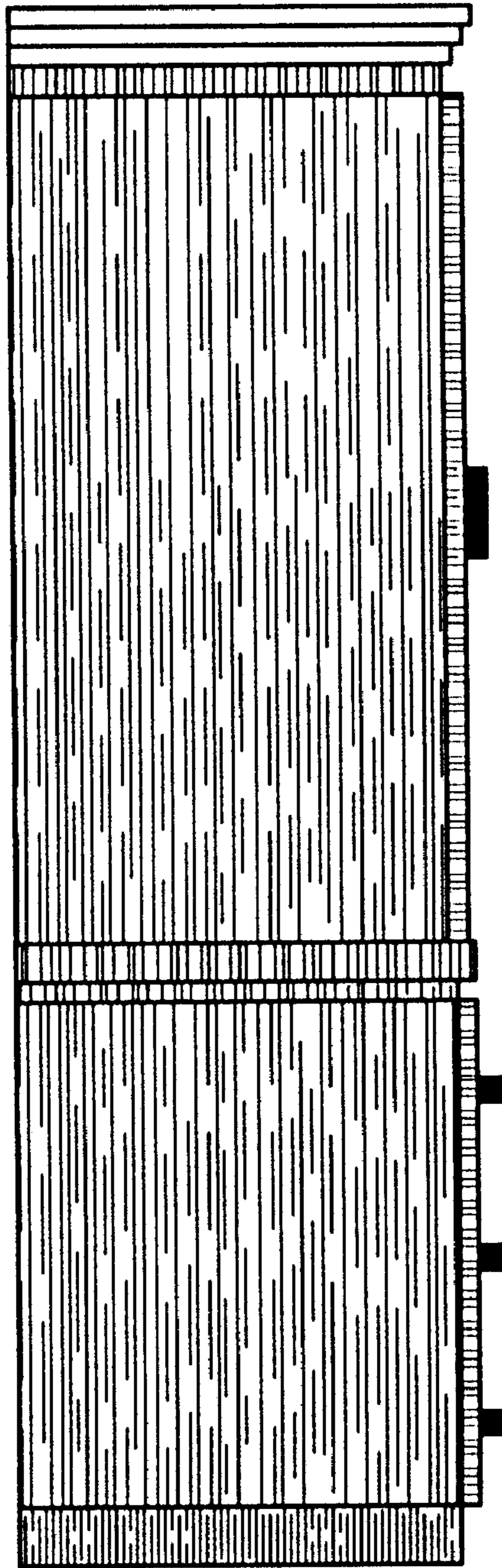


FIG. 3




FIG. 4




FIG. 5




FIG. 6