



US00D484699S

(12) **United States Design Patent**
Enright

(10) **Patent No.:** **US D484,699 S**

(45) **Date of Patent:** **** Jan. 6, 2004**

(54) **BAG HOLDER**

(76) **Inventor:** **John D Enright**, 3946 Springfield,
Kansas City, MO (US) 66103

(**) **Term:** **14 Years**

(21) **Appl. No.:** **29/150,366**

(22) **Filed:** **Nov. 21, 2001**

(51) **LOC (7) Cl.** **03-01**

(52) **U.S. Cl.** **D3/307**

(58) **Field of Search** D3/201, 229, 259,
D3/303, 304, 307, 312, 314, 315, 245,
246; D9/531, 548, 549; D32/37, 52; D7/601,
602, 709; 150/100, 107; 224/928; 220/DIG. 12,
DIG. 13, DIG. 14, DIG. 22, 904, 908, 495.01,
495.03, 495.08, 495.11; D30/121; D34/1

(56) **References Cited**

U.S. PATENT DOCUMENTS

2,731,950 A	1/1956	Davidson	
2,759,695 A	8/1956	Berner et al.	
D248,374 S	* 7/1978	Thompson D3/307
4,231,326 A	11/1980	Hager	
D274,569 S	7/1984	Muraoka	
5,598,942 A	* 2/1997	Cowie 220/495.08
5,639,050 A	6/1997	Peterson et al.	

5,772,046 A	6/1998	Tercher et al.	
D404,203 S	* 1/1999	Maier-Aichen D3/246
5,871,280 A	2/1999	Watters	
D412,228 S	* 7/1999	Diehl D34/1
D418,680 S	* 1/2000	du Sartel D3/303
D421,323 S	* 2/2000	Douglas et al. D32/37
D470,725 S	* 2/2003	Basara D7/602

* cited by examiner

Primary Examiner—Louis S. Zarfes

Assistant Examiner—Deanne Levy

(57) **CLAIM**

The ornamental design for a bag holder, as shown and described.

DESCRIPTION

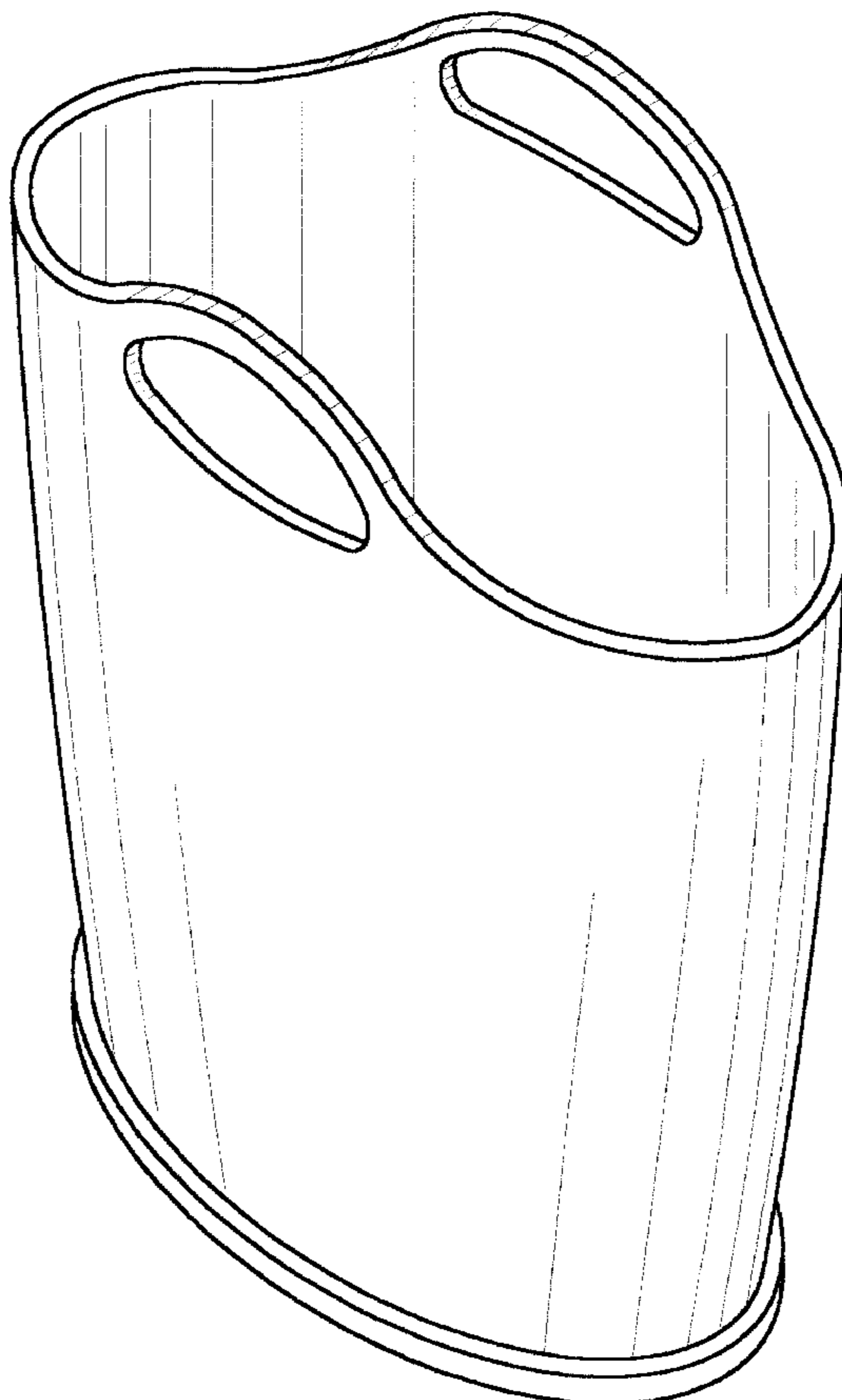
FIG. 1 is a front elevational view of the bag holder of the present invention, the rear view being a mirror image thereof;

FIG. 2 is a left side elevational view of the bag holder of FIG. 1, the right view being a mirror image thereof;

FIG. 3 is a top plan view of the bag holder of FIG. 1;

FIG. 4 is a bottom plan view of the bag holder of FIG. 1; and, FIG. 5 is a top, front, right side perspective view of the bag holder of FIG. 1.

1 Claim, 3 Drawing Sheets






FIG. 2

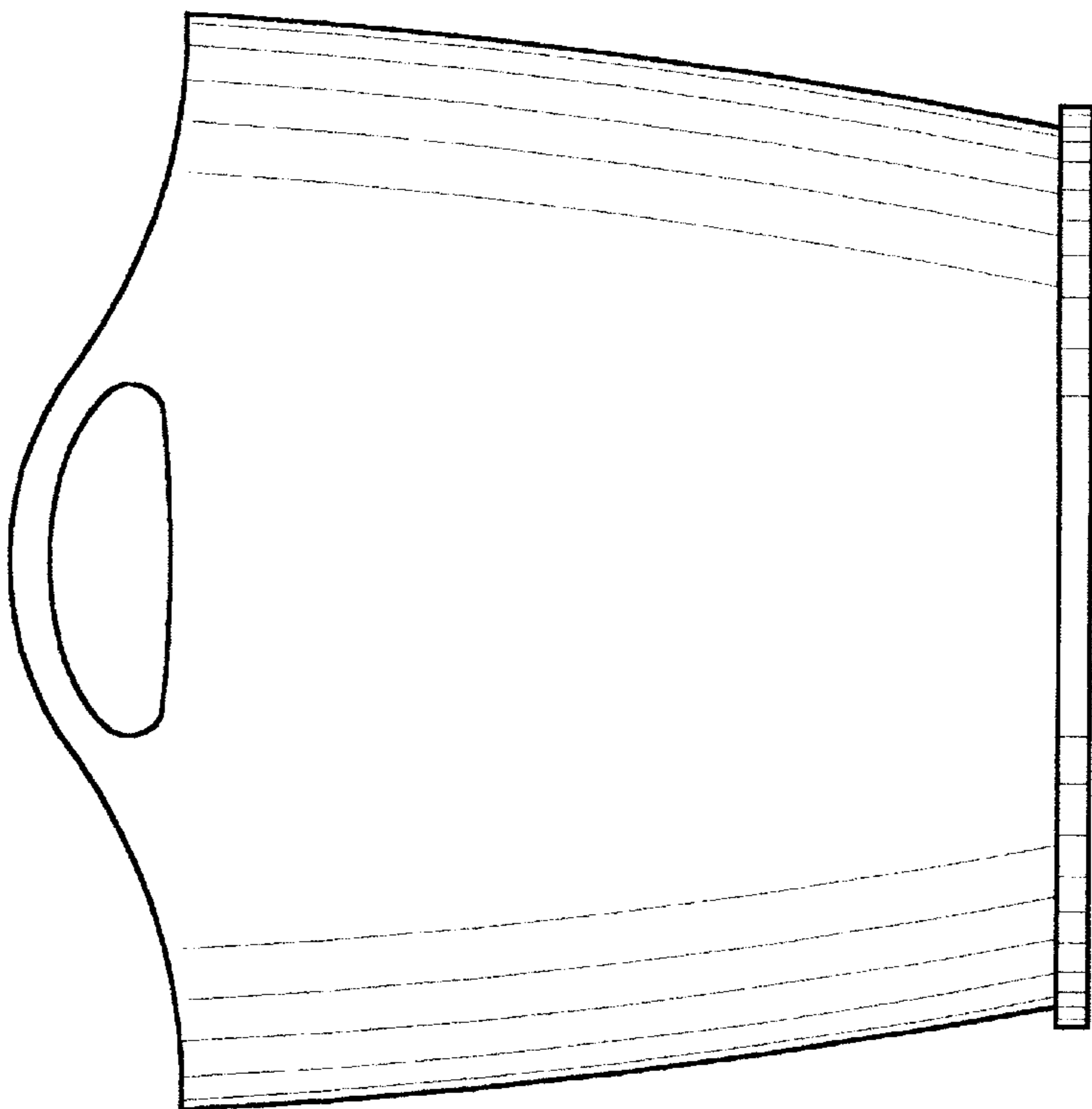


FIG. 1




FIG. 4

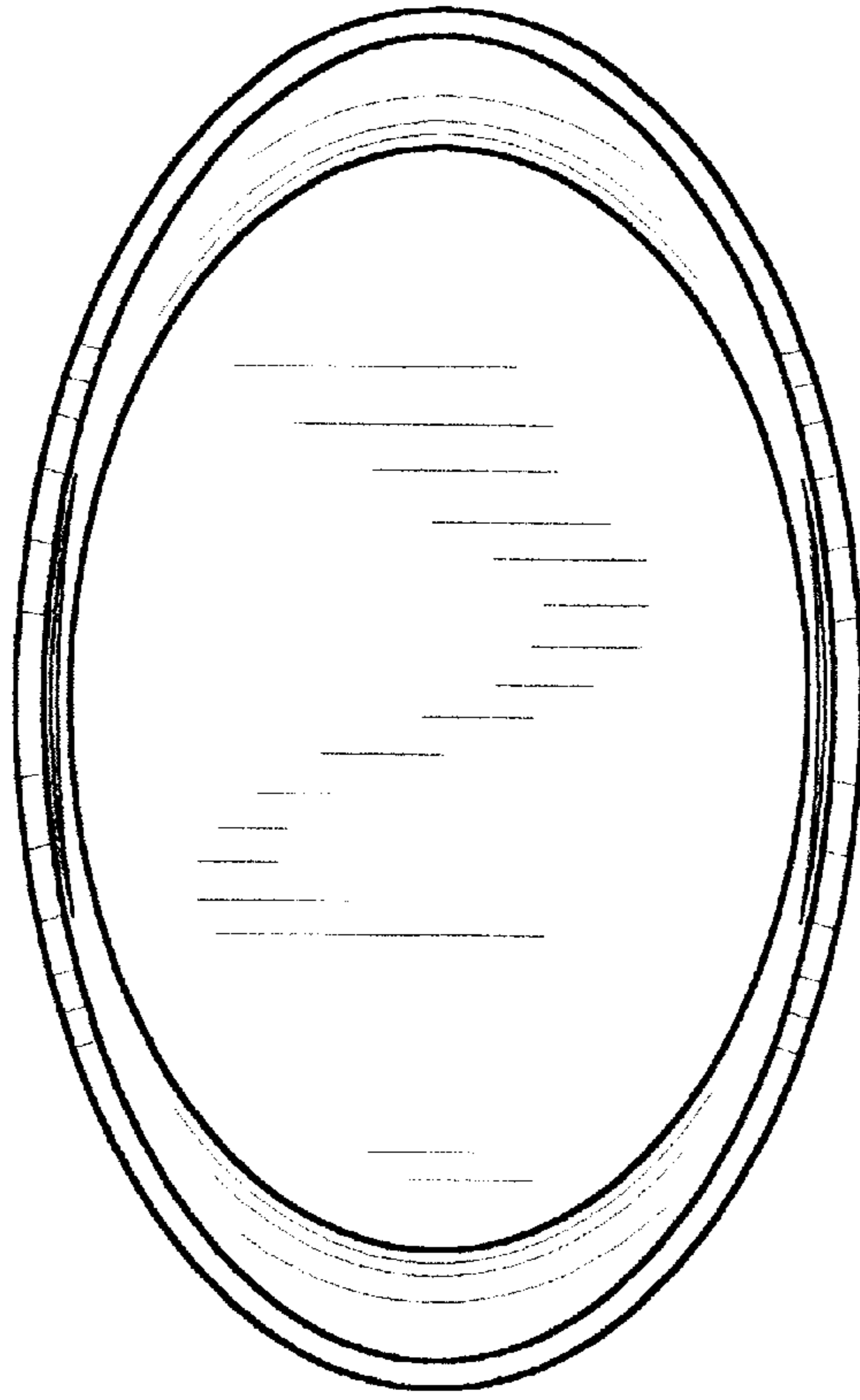


FIG. 3




FIG. 5