



US00D484689S

(12) **United States Design Patent**
Hansen et al.

(10) **Patent No.: US D484,689 S**

(45) **Date of Patent: ** Jan. 6, 2004**

(54) **PASSPORT CARRIER**

(75) Inventors: **Linda H. Hansen**, Palatine, IL (US);
Andrezj M. Redzisz, Wheeling, IL (US)

(73) Assignee: **Travel Caddy, Inc.**, Des Plaines, IL (US)

(**) Term: **14 Years**

(21) Appl. No.: **29/177,923**

(22) Filed: **Mar. 18, 2003**

Related U.S. Application Data

(60) Continuation-in-part of application No. 29/162,334, filed on Jun. 13, 2002, which is a division of application No. 10/133,515, filed on Apr. 26, 2002.

(51) **LOC (7) Cl.** **03-01**

(52) **U.S. Cl.** **D3/227**

(58) **Field of Search** D3/227, 215, 226,
D3/283, 201, 203, 247; D9/305; 40/654.01,
661.08, 1.5, 1.6, 124.06, 661.09; 224/604

(56) **References Cited**

U.S. PATENT DOCUMENTS

D205,948 S * 10/1966 Tauber D3/227
4,024,660 A 5/1977 Goto 40/308
D252,355 S 7/1979 Uber D3/226

D288,744 S * 3/1987 Taylor D3/226
4,744,497 A 5/1988 O'Neal 224/202
4,899,879 A 2/1990 Rosen 206/445
4,955,153 A 9/1990 Albrecht et al. 40/661
5,178,311 A 1/1993 McBride 224/191
5,201,525 A 4/1993 Castro 273/293
5,388,739 A 2/1995 Gargan 224/604
D365,204 S * 12/1995 Chen D3/215
D468,903 S * 1/2003 Ward, II D3/227

* cited by examiner

Primary Examiner—Catherine R. Oliver

(74) *Attorney, Agent, or Firm*—Banner & Witcoff, Ltd.

(57) **CLAIM**

The ornamental design for a passport carrier, as shown and described.

DESCRIPTION

FIG. 1 is a front perspective view of the passport carrier showing our new design;

FIG. 2 is a rear perspective view of the passport carrier;

FIG. 3 is a front view of the passport carrier;

FIG. 4 is a side elevation view of the passport carrier;

FIG. 5 is a top plan view of the passport carrier;

FIG. 6 is a rear elevational view of the passport carrier;

FIG. 7 is an opposite side elevational view of the passport carrier; and,

FIG. 8 is a bottom plan view of the passport carrier.

1 Claim, 3 Drawing Sheets

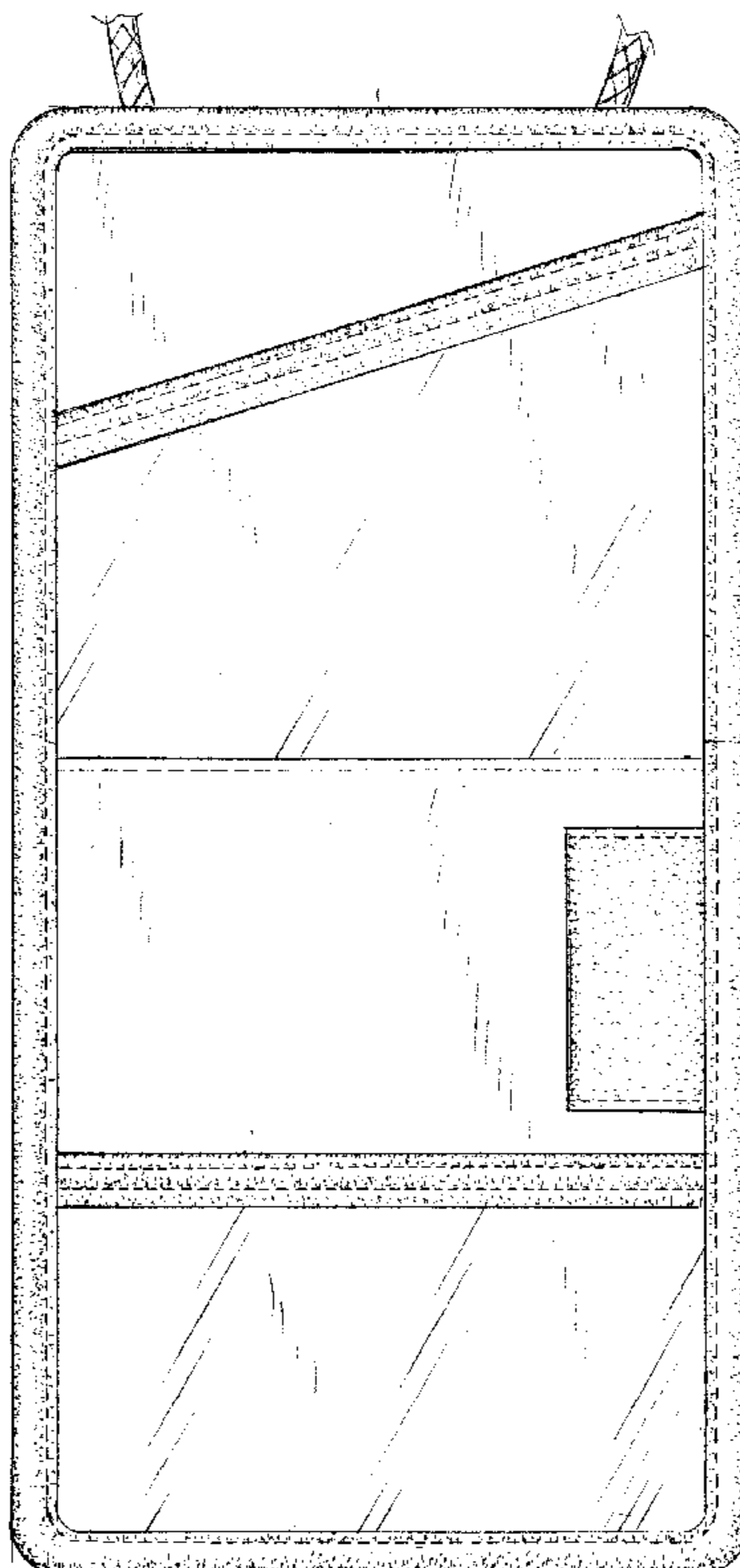


FIG. 1

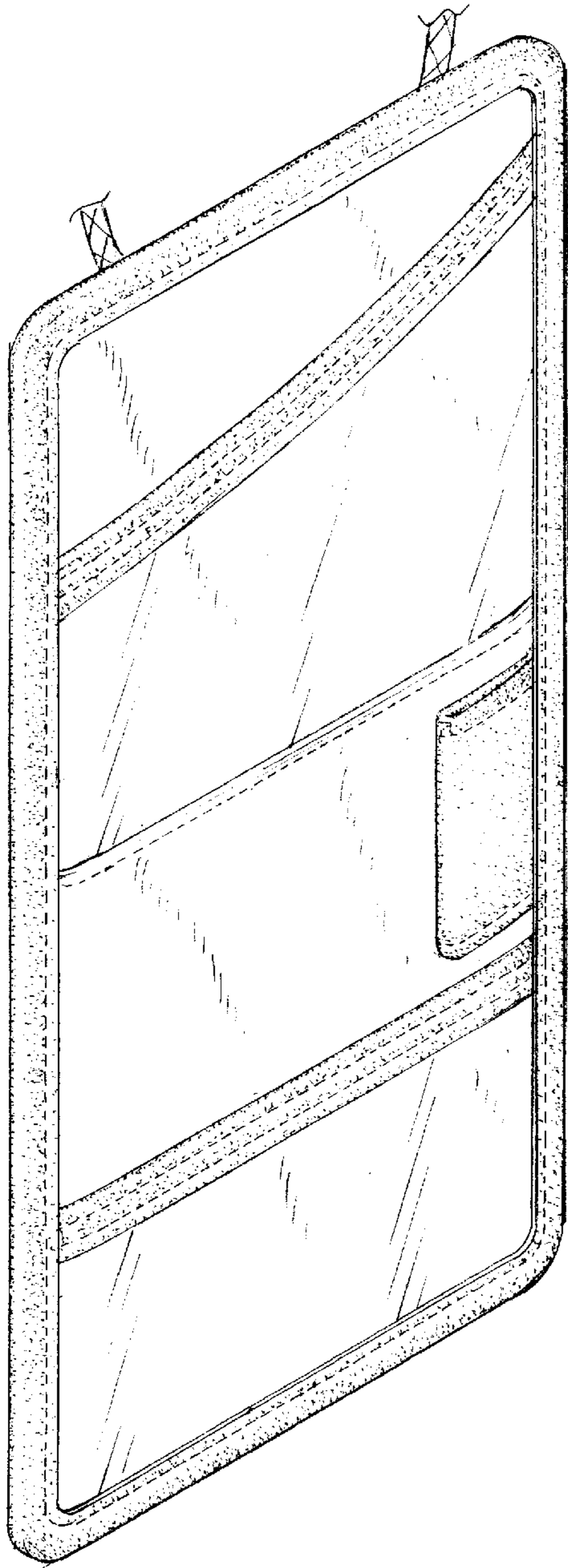


FIG. 2




FIG. 3

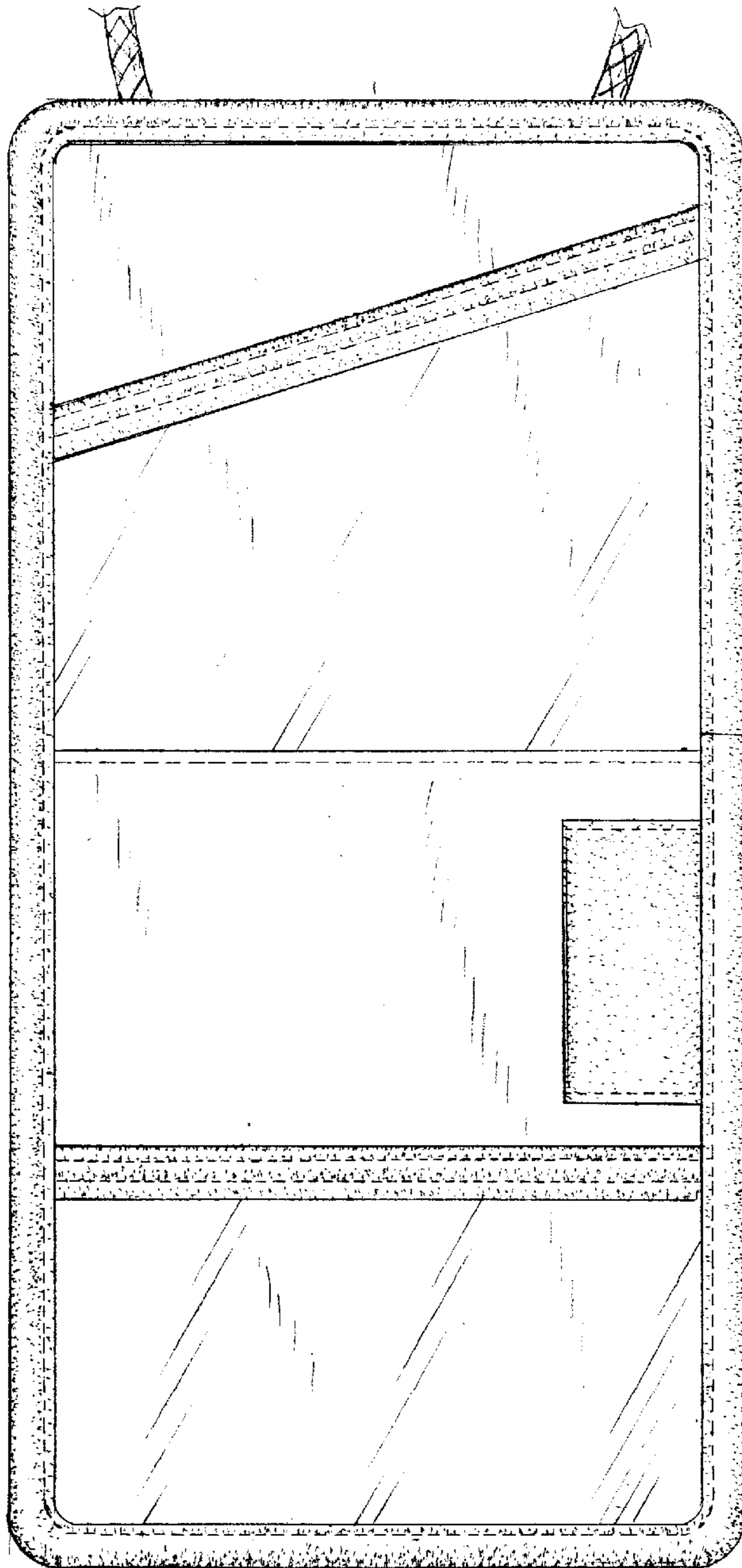


FIG. 4


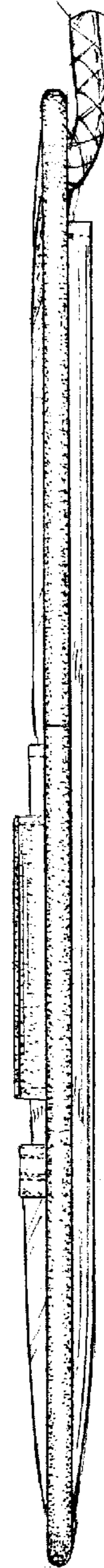


FIG. 5

FIG. 6




FIG. 7


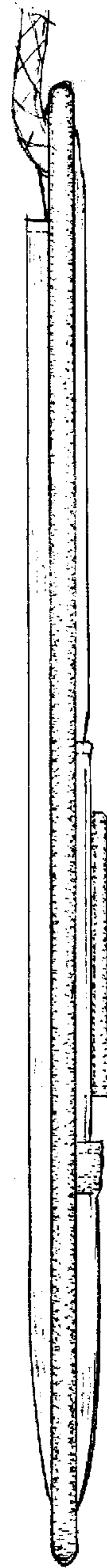


FIG. 8