



US00D484687S

(12) **United States Design Patent**
Hassett

(10) **Patent No.:** **US D484,687 S**

(45) **Date of Patent:** **** Jan. 6, 2004**

(54) **CASE FOR HOLDING A COMPACT DISC PLAYER**

(75) Inventor: **Eric S. Hassett**, Golden, CO (US)

(73) Assignee: **Case Logic, Inc.**, Longmont, CO (US)

(**) Term: **14 Years**

(21) Appl. No.: **29/171,030**

(22) Filed: **Nov. 15, 2002**

(51) **LOC (7) Cl.** **03-01**

(52) **U.S. Cl.** **D3/218; D3/273; D3/276;**
D3/301; D6/632

(58) **Field of Search** **D3/208, 215, 218,**
D3/219, 225, 226, 243, 263, 267, 268,
270, 273, 276, 283, 285, 287, 289, 290,
301; D6/632; D21/618, 654; 206/316.1,
316.2; 224/583, 612, 908

(56) **References Cited**

U.S. PATENT DOCUMENTS

2,470,367	A	*	5/1949	Palma	
4,838,709	A	*	6/1989	Guerrero et al.	
D383,620	S	*	9/1997	Smith et al.	D6/407
D418,287	S	*	1/2000	Moor	D3/201
6,012,575	A	*	1/2000	Eskandry	
D432,344	S	*	10/2000	Eskandry	D6/632
D435,385	S	*	12/2000	Eskandry	D6/633
6,186,321	B1	*	2/2001	Eskandry	206/308.1
D455,910	S	*	4/2002	Cheris et al.	D6/407
D455,930	S	*	4/2002	Eskandry	D6/631
D456,200	S	*	4/2002	Eskandry	D6/631
D460,255	S	*	7/2002	Hillman	D3/218
D460,260	S	*	7/2002	Hassett	D3/299
D462,165	S	*	9/2002	Bello, Jr.	D3/218
D463,113	S	*	9/2002	Hassett	D3/218
D463,660	S	*	10/2002	Alves et al.	D3/218
D468,532	S	*	1/2003	Hassett	D3/285
D472,372	S	*	4/2003	Hassett	D3/218

OTHER PUBLICATIONS

Case Logic 2002 What's Inside Survives Catalog, pp. 3,5-7, 11, 16-17, 29 and 37.

Fellowes Home & Office Solutions Catalog, pp. 113-115.

Case Logic Spring 1999 Catalog, pp. 5-7, 13, 23 and 30.

Case Logic Spring 2000 Catalog, pp. 7-9 and 13.

Case Logic 2001 Catalog, pp. 5-7, 13, 18 and 26.

Case Logic 2001 Catalog, pp. 5-9, 13, 21, 26-27 and 29.

Case it 1998 Catalog #ORG-48; 72 and #ROM-48, 72.

(List continued on next page.)

Primary Examiner—Celia Murphy

(74) *Attorney, Agent, or Firm*—Sheridan Ross P.C.

(57) **CLAIM**

The ornamental design for a case for holding a compact disc player, as shown and described.

DESCRIPTION

FIG. 1 is a front perspective view of a case for holding a compact disc player showing my new design in an open position, the broken lines depicting environment and forming no part of the claimed design;

FIG. 2 is a perspective view of the invention illustrated in FIG. 1 in a closed position;

FIG. 3 is a front elevational view of the invention illustrated in FIG. 1;

FIG. 4 is a rear elevational view of the invention illustrated in FIG. 1;

FIG. 5 is right elevational view of the invention illustrated in FIG. 1;

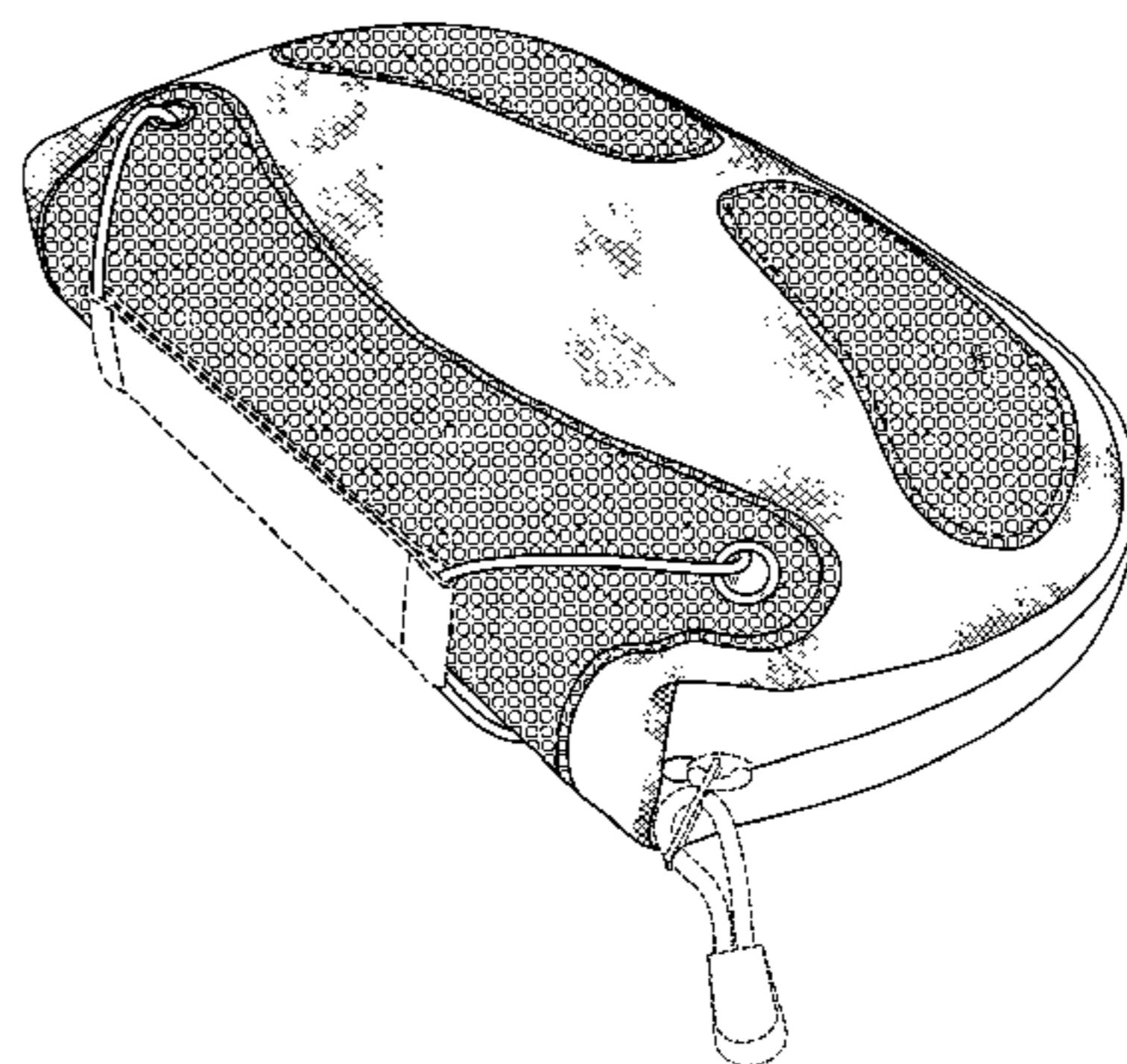
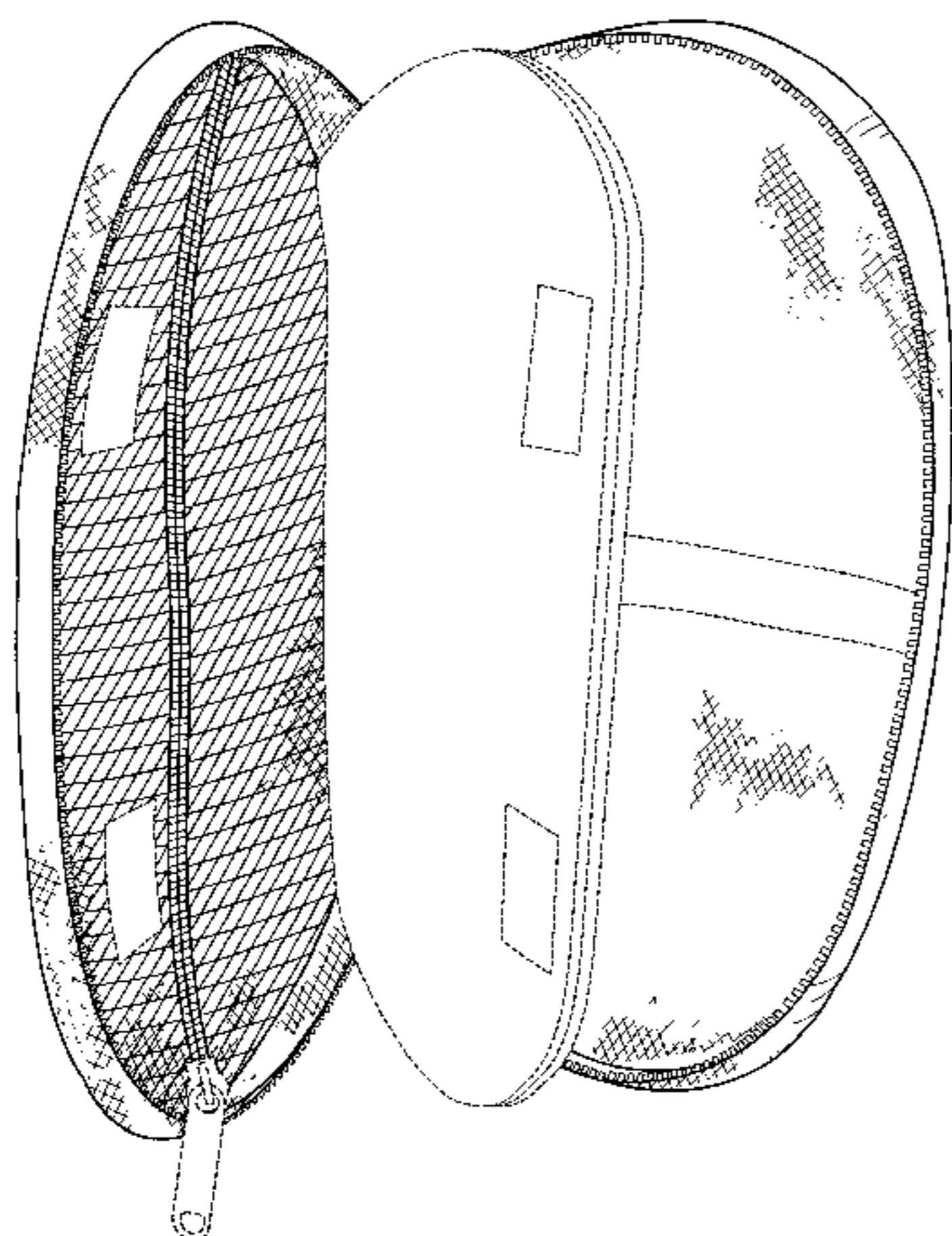
FIG. 6 is a left elevational view of the invention illustrated in FIG. 1;

FIG. 7 is a top plan view of the invention illustrated in FIG. 1; and,

FIG. 8 is a bottom plan view of the invention illustrated in FIG. 1.

The broken lines showing rectangles in the crisscrossed area of FIG. 1, along with the broken line showing the insert define the interior boundary of the claimed design. The broken lines and the areas within, form no part of the claim. The broken lines showing the handle and closure-pulls in FIGS. 1-4, 6 & 7, also represent portions of the design which are not claimed.

1 Claim, 6 Drawing Sheets



OTHER PUBLICATIONS

Case Logic 1997 Audio Catalog, pp. 1, 5 and 6.

cdProjects Millennium² Catalog, pp. 3, 6-11, 16-18, 20 and 25-26.

cdProjects 1999 Catalog, pp. 3, 5, 7, 9-10 and 23.

Case Logic 1996 Computer Product Catalog, CDK-20, CDR-24, -36.

* cited by examiner

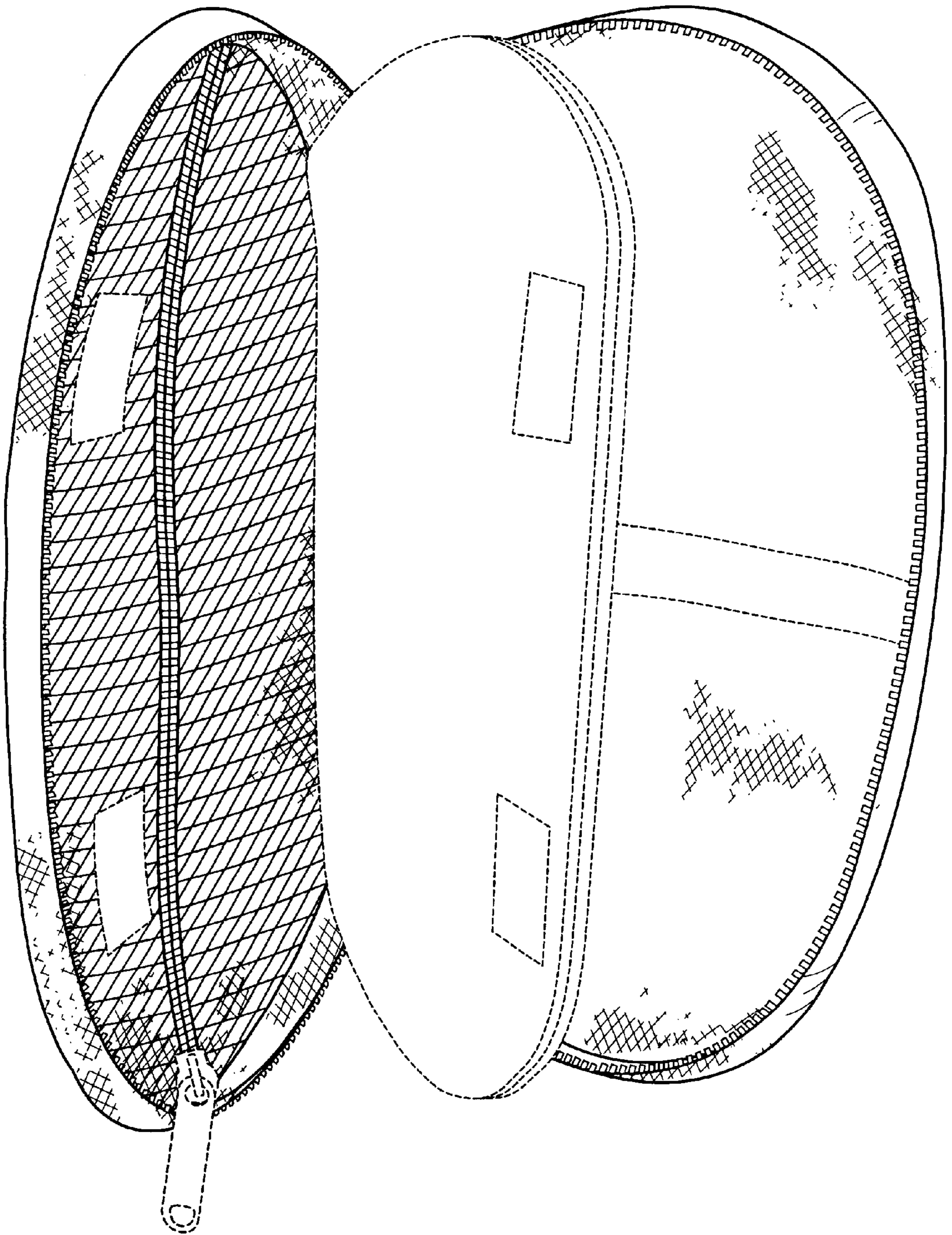


FIG. 1

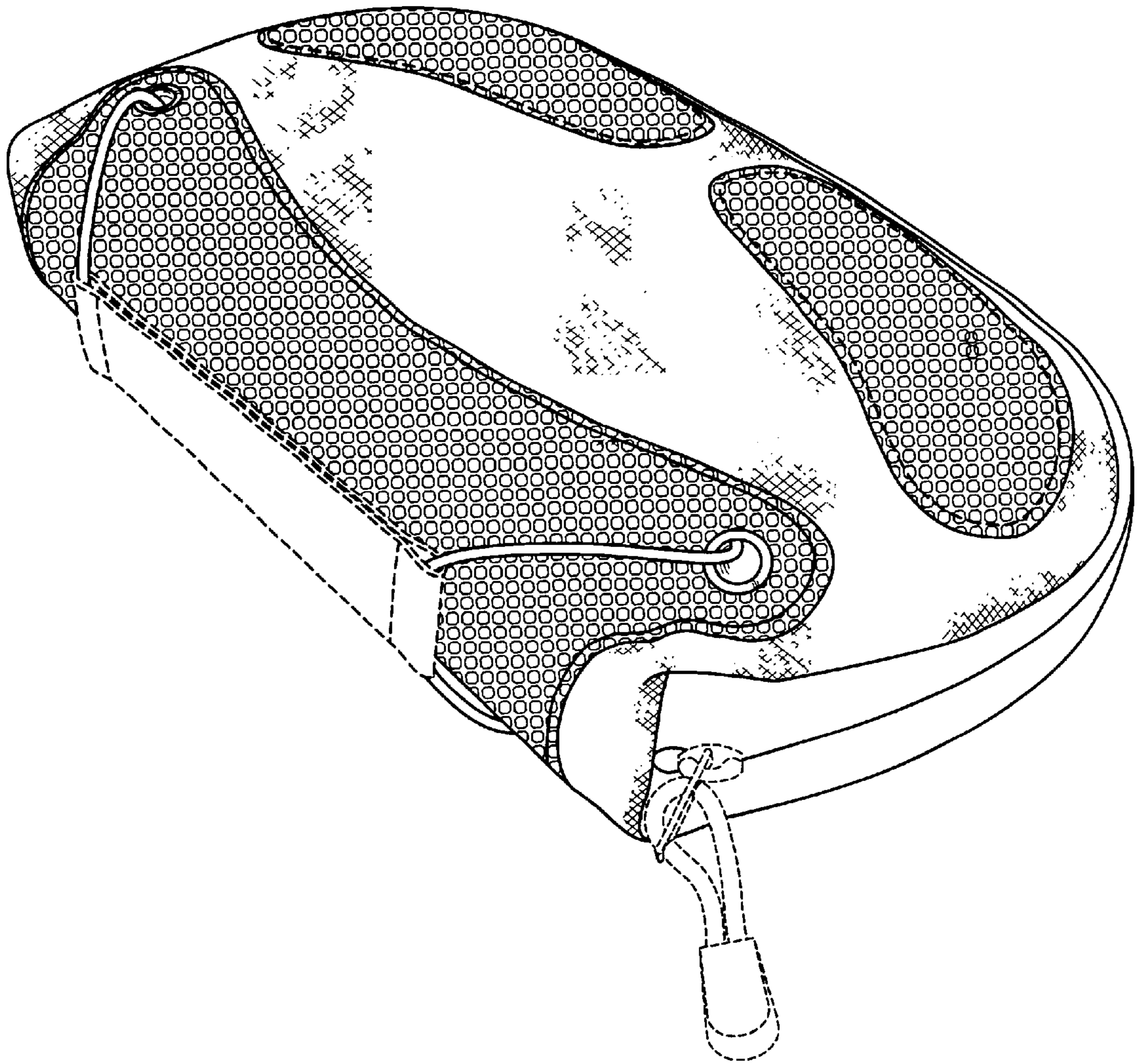


FIG. 2

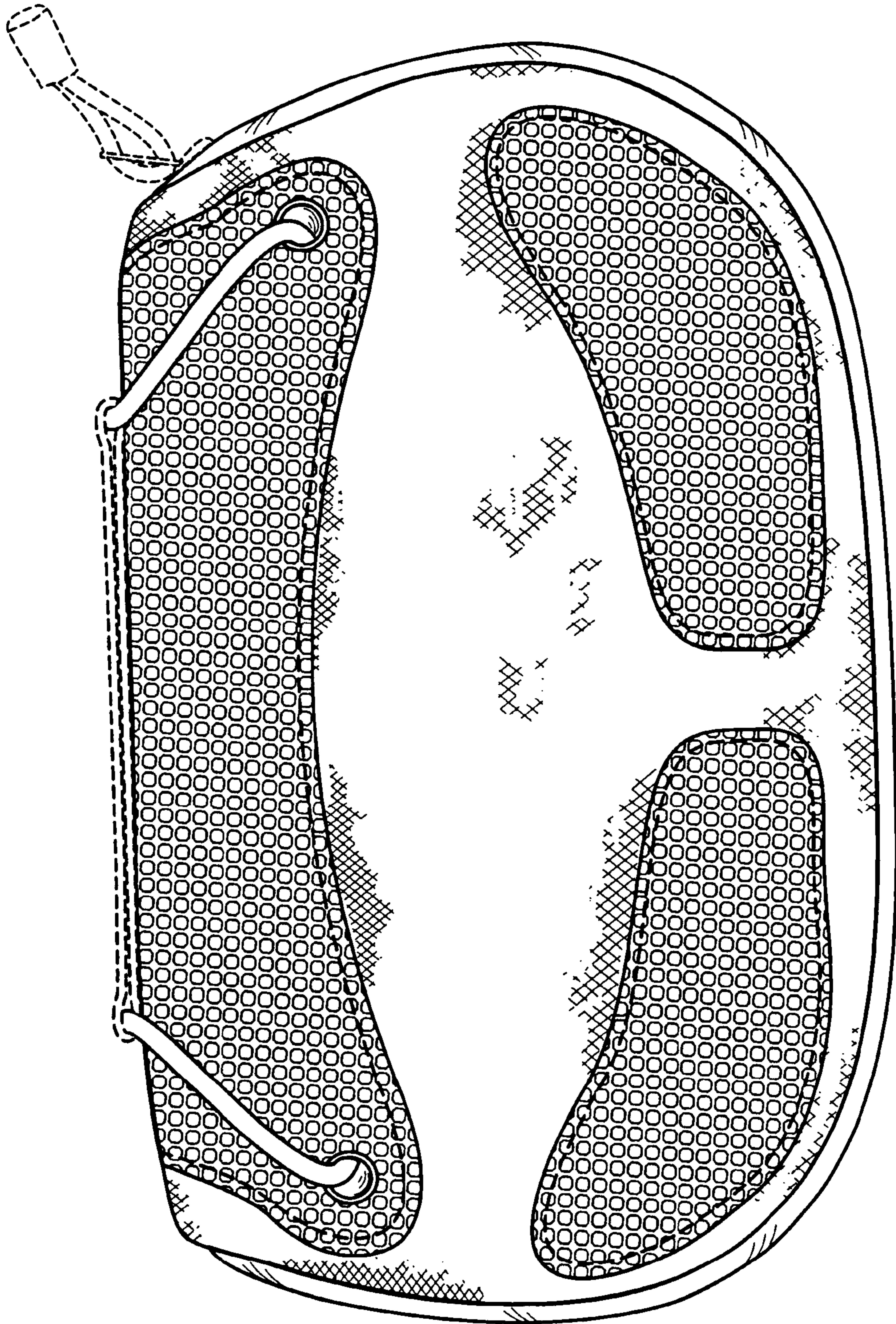


FIG. 3

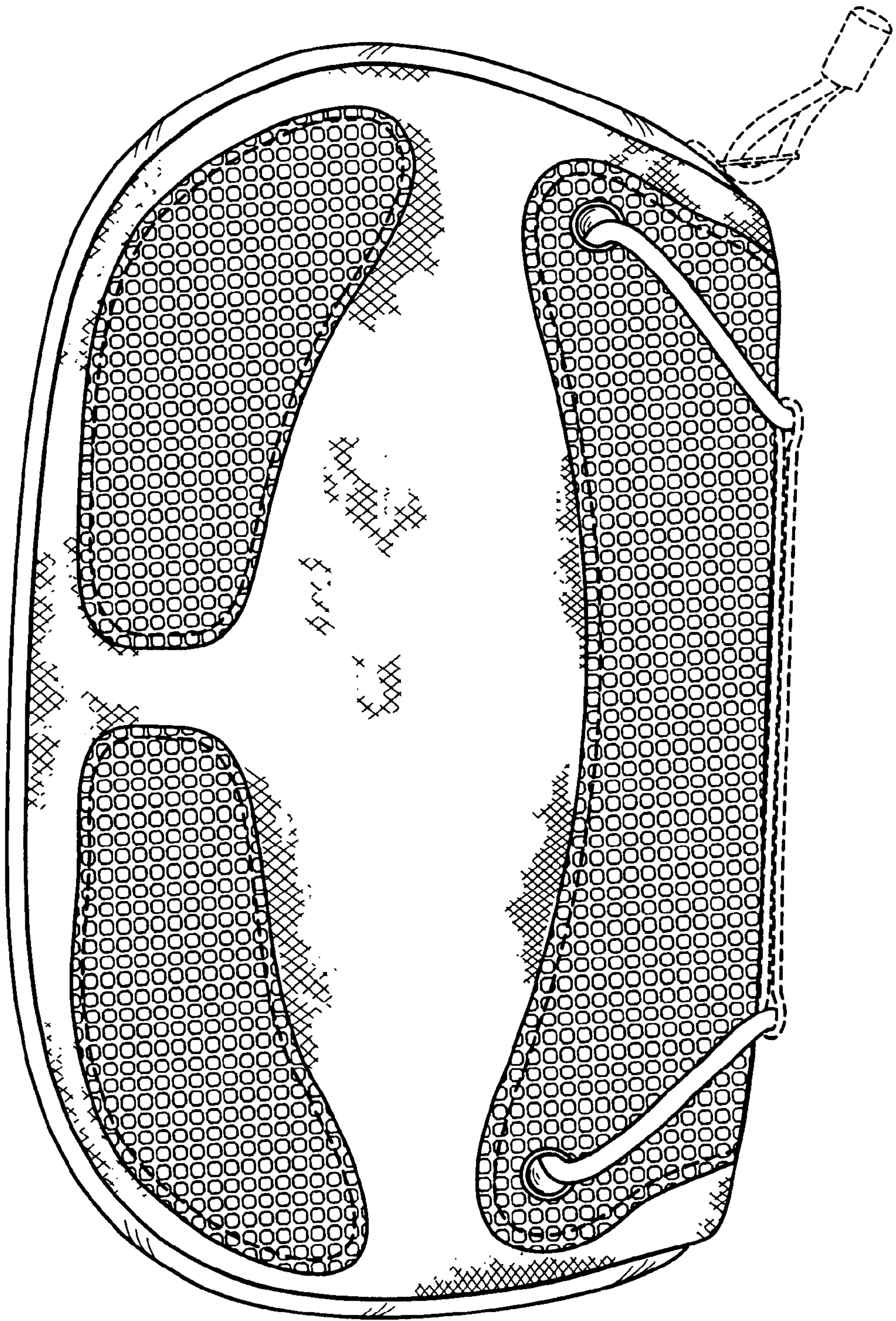


FIG. 4

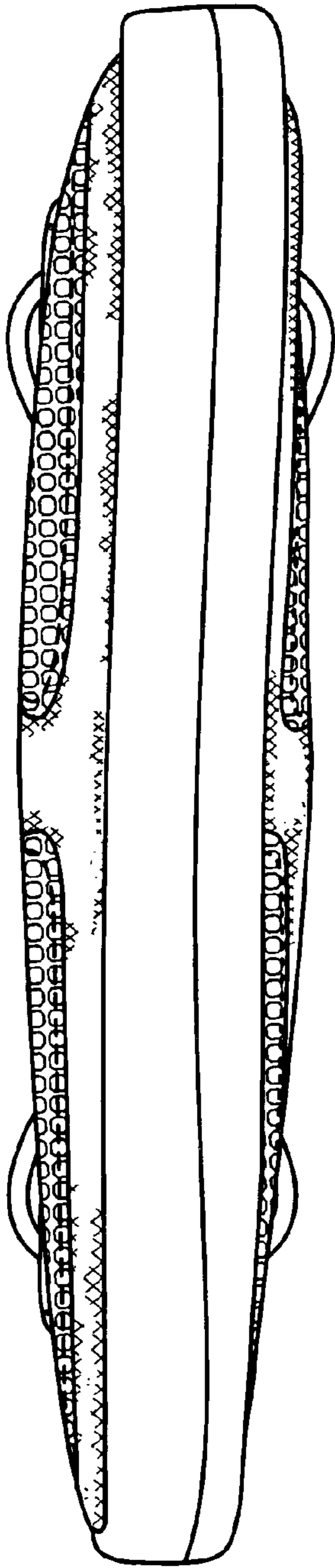


FIG. 5

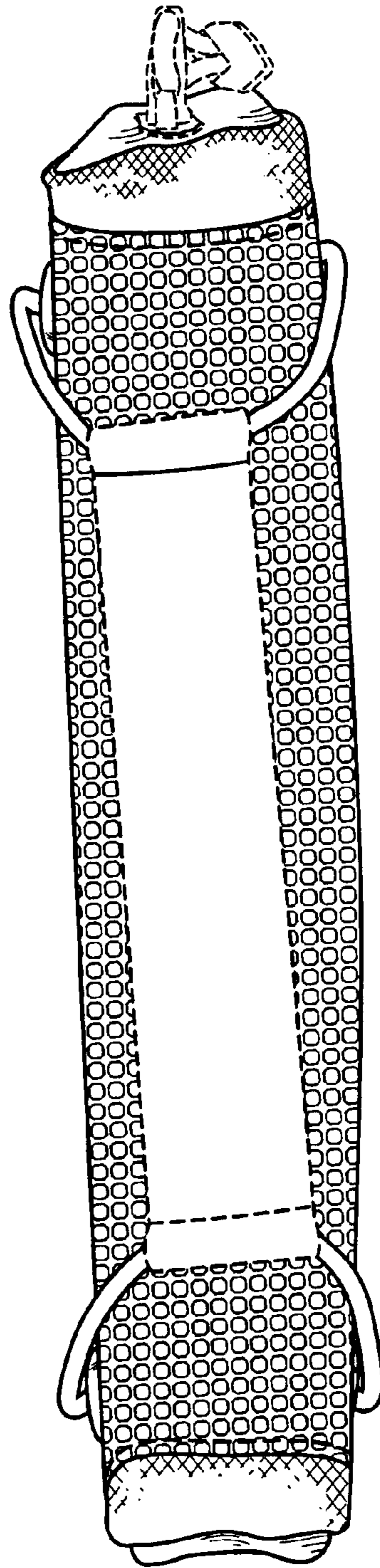


FIG. 6

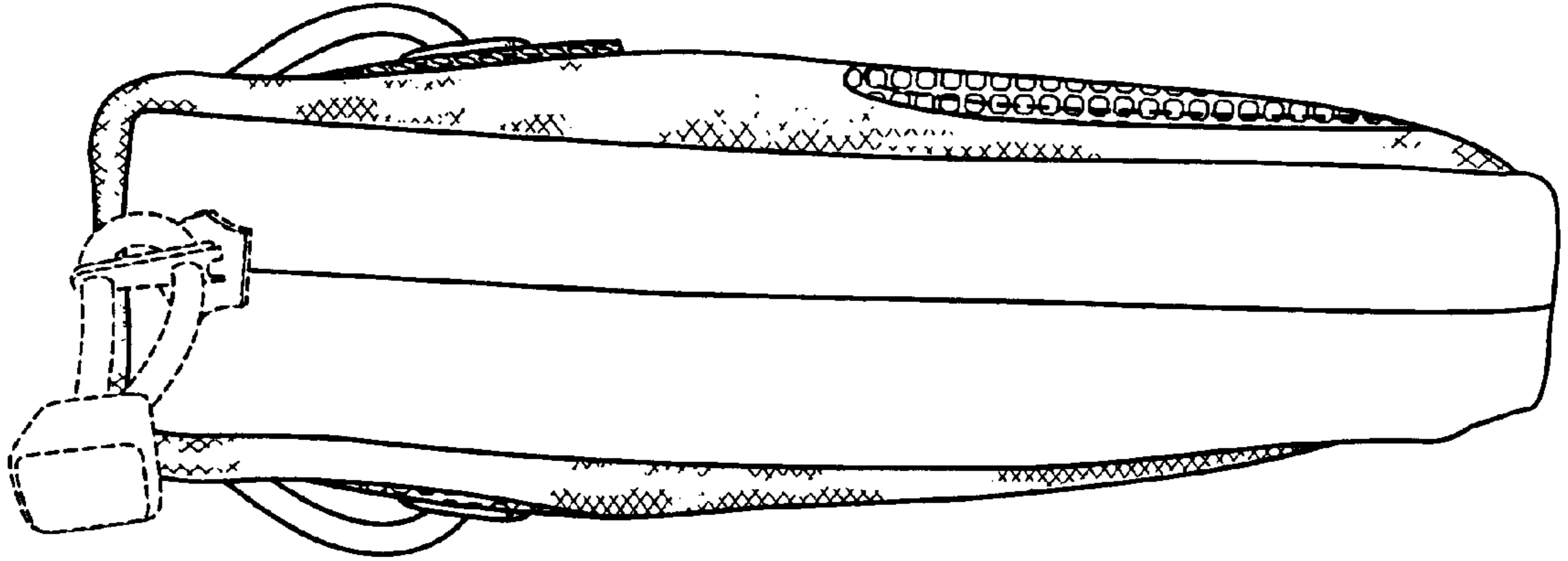


FIG. 7

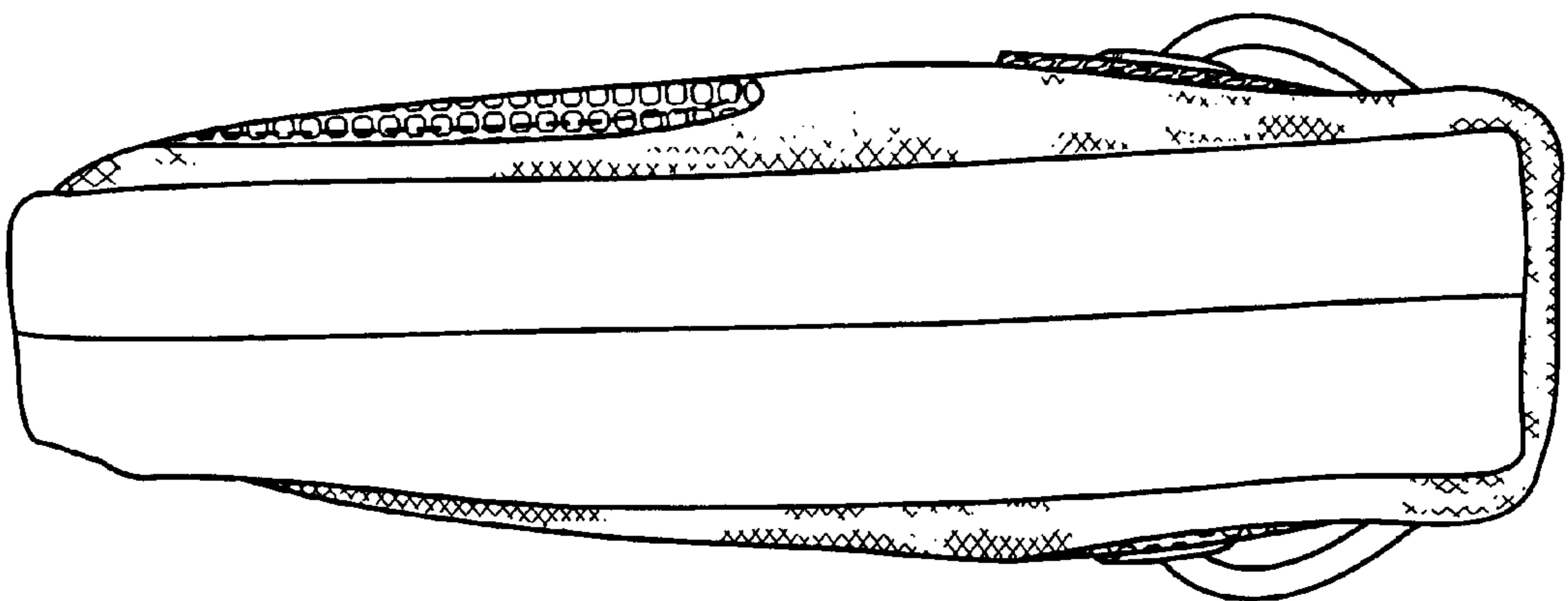


FIG. 8