



US00D484681S

(12) **United States Design Patent**
Eldon, III et al.

(10) **Patent No.:** **US D484,681 S**

(45) **Date of Patent:** **** Jan. 6, 2004**

(54) **LARGE TAMPON CASE**

(75) Inventors: **James B. Eldon, III**, Barto, PA (US);
David D. McClanahan, Harleysville,
PA (US); **Kevin Foley**, Kempton, PA
(US); **James O'Halloran**, Kutztown,
PA (US)

(73) Assignee: **Radius Corporation**, Kutztown, PA
(US)

(**) Term: **14 Years**

(21) Appl. No.: **29/173,195**

(22) Filed: **Dec. 26, 2002**

(51) **LOC (7) Cl.** **03-01**

(52) **U.S. Cl.** **D3/203**

(58) **Field of Search** D3/203, 205, 201,
D3/215, 263-266, 219; 206/5, 5.1, 6, 811,
560, 265, 266; 248/902

(56) **References Cited**

U.S. PATENT DOCUMENTS

D25,638 S * 6/1896 Casey et al. D3/265
1,438,142 A * 12/1922 Shumacher 206/5

D379,263 S * 5/1997 Sussman D3/264
D426,950 S * 6/2000 Conway D3/203
D436,434 S * 1/2001 Conway D3/203

* cited by examiner

Primary Examiner—Catherine R. Oliver
(74) *Attorney, Agent, or Firm*—Blank Rome LLP

(57) **CLAIM**

The ornamental design for a large tampon case, as shown and described.

DESCRIPTION

FIG. 1 is a perspective view of the top of the large tampon case with the lid shown in a closed position.

FIG. 2 is a perspective view of the top of the case with the lid open to show internal surfaces. Tampons are shown in broken line format in FIG. 2 and does not form any part of the design.

FIG. 3 is a front side view of the case.

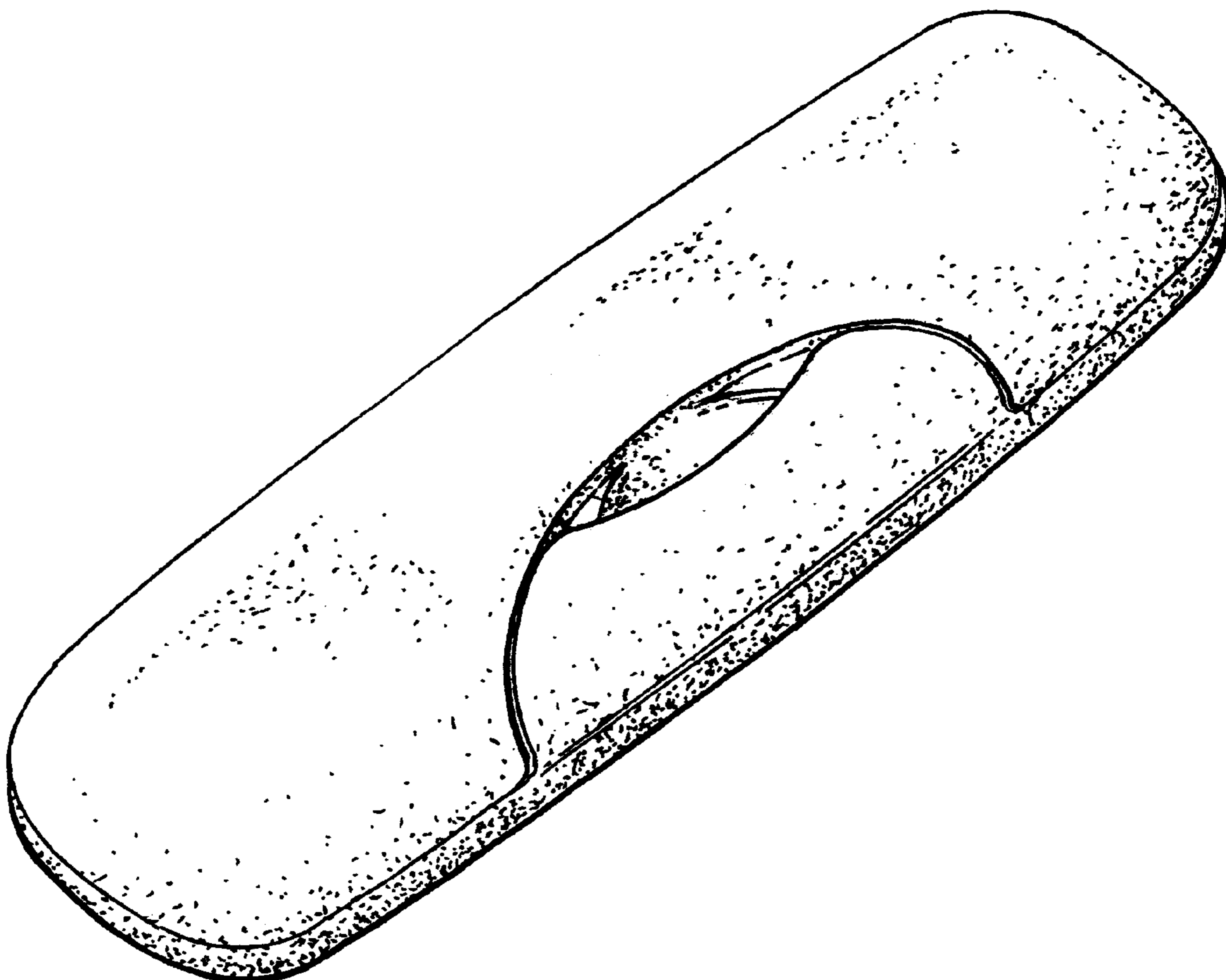
FIG. 4 is a rear side view of the case.

FIG. 5 is a left side view of the case. The right side view is a mirror image.

FIG. 6 is a top view of the case; and,

FIG. 7 is a bottom view of the case.

1 Claim, 3 Drawing Sheets



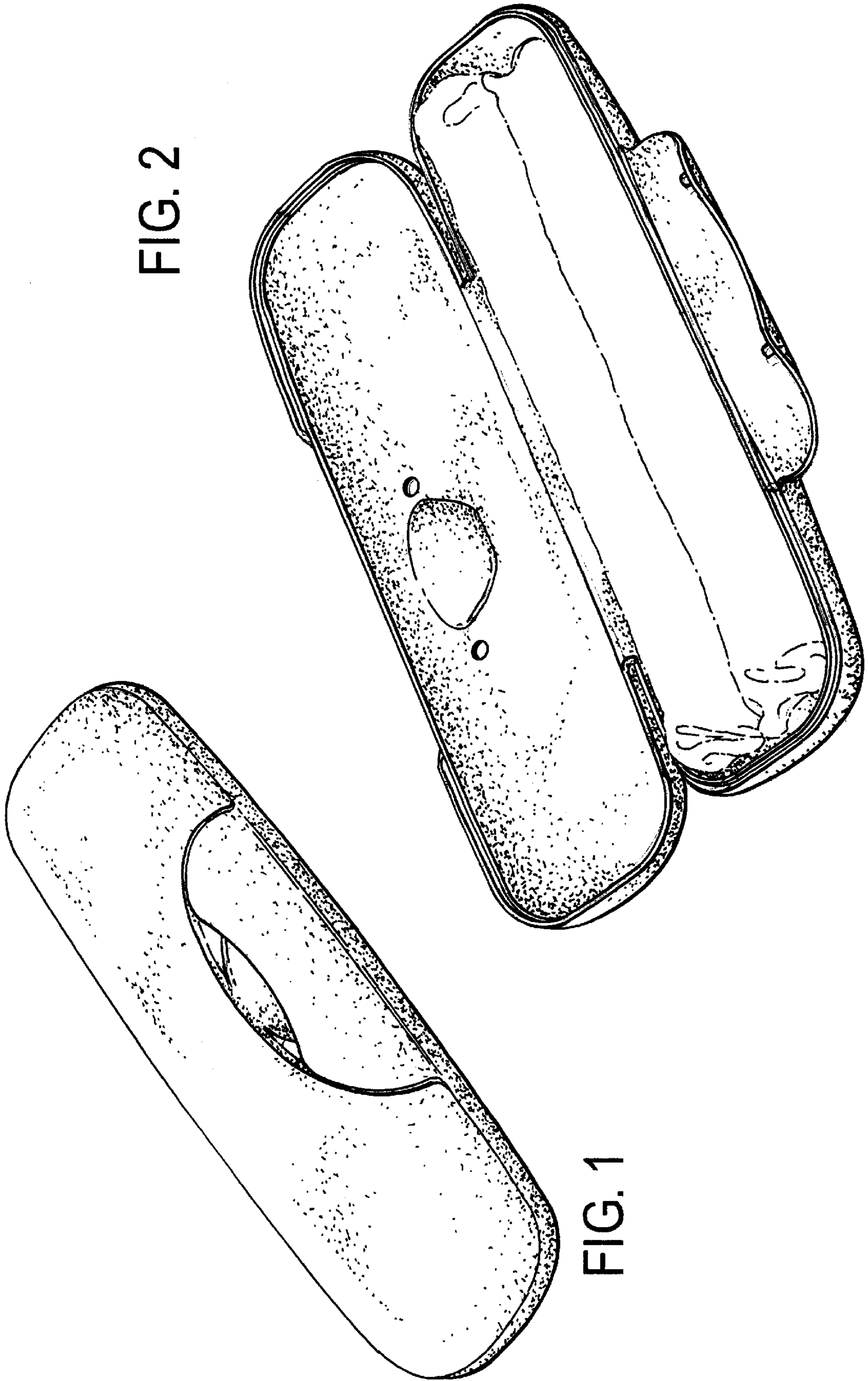


FIG. 2

FIG. 1

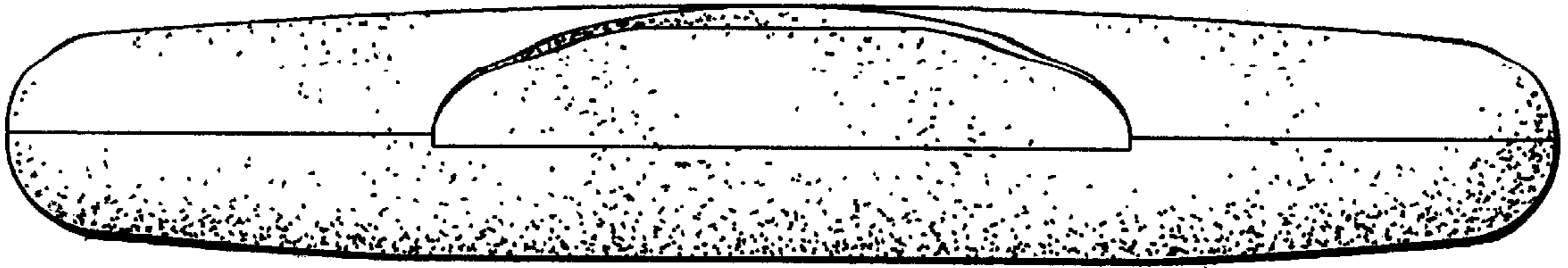


FIG. 3



FIG. 4

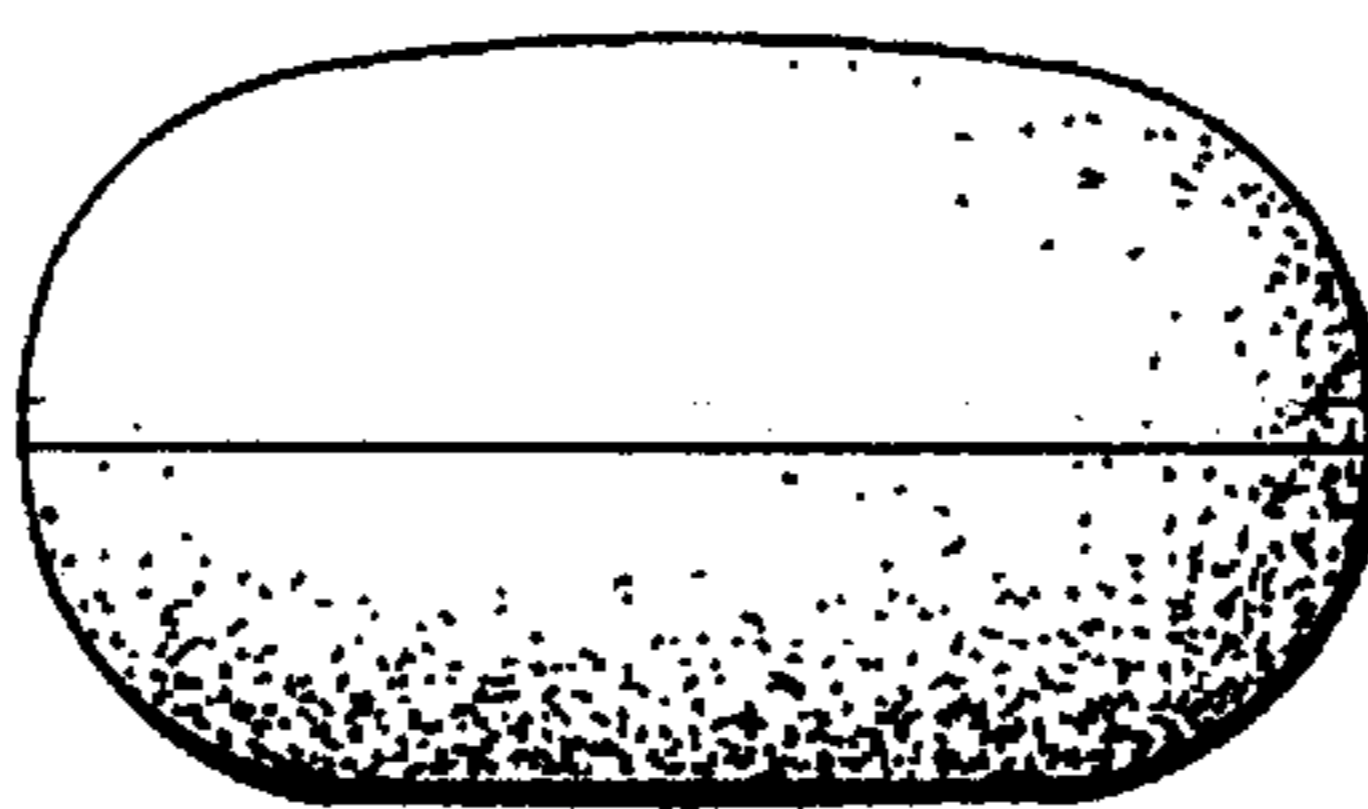


FIG. 5

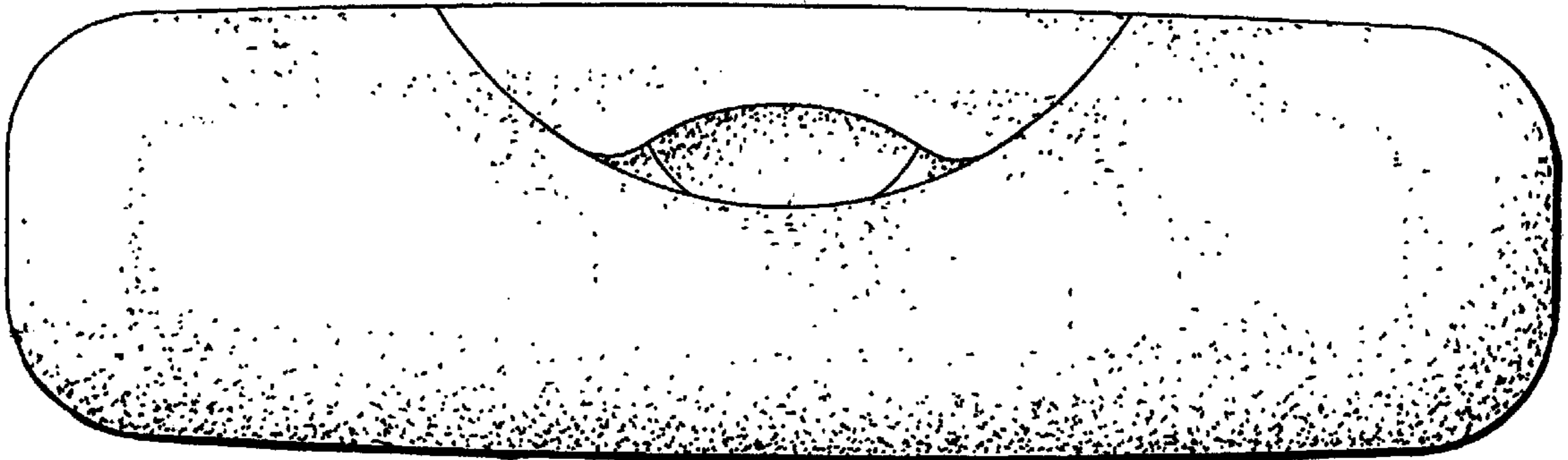


FIG. 6

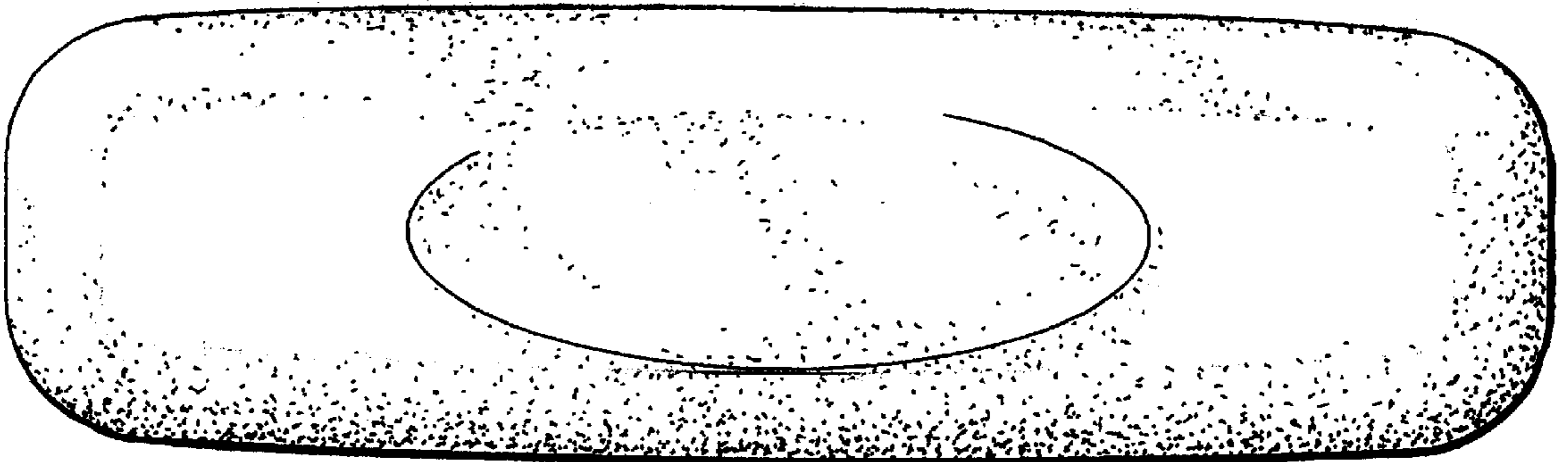


FIG. 7