



US00D484680S

(12) **United States Design Patent**  
**You**

(10) **Patent No.:** **US D484,680 S**

(45) **Date of Patent:** **\*\* Jan. 6, 2004**

(54) **STRETCHER STRUCTURE USED IN  
MULTIPLE COLLAPSIBLE UMBRELLA**

6,230,725 B1 \* 5/2001 Ko ..... 135/31

\* cited by examiner

(76) **Inventor:** **Ching-Chuan You**, c/o Percy  
International Patent Corp. P.O. Box  
1-79, Taipei (TW)

*Primary Examiner*—Louis S. Zarfaz  
*Assistant Examiner*—Robert A. Delehanty

(\*\*) **Term:** **14 Years**

(57) **CLAIM**

The ornamental design for a stretcher structure used in  
multiple collapsible umbrella, as shown.

(21) **Appl. No.:** **29/173,433**

**DESCRIPTION**

(22) **Filed:** **Dec. 16, 2002**

(51) **LOC (7) Cl.** ..... **03-03**

FIG. 1 is a perspective view of the stretcher structure used  
in multiple collapsible umbrella of this invention;

(52) **U.S. Cl.** ..... **D3/10**

FIG. 2 is a front view thereof;

(58) **Field of Search** ..... D3/5-6, 10; 135/98,  
135/15.1, 19.5, 23, 25.1, 25.3, 25.32, 25.33,  
26, 29-32, 38-39

FIG. 3 is a rear view thereof;

FIG. 4 is a left view thereof;

FIG. 5 is a right view thereof;

FIG. 6 is a top view thereof; and,


FIG. 7 is a bottom view thereof.

(56) **References Cited**

**U.S. PATENT DOCUMENTS**

D424,799 S \* 5/2000 Lai ..... D3/5

**1 Claim, 5 Drawing Sheets**






FIG. 1

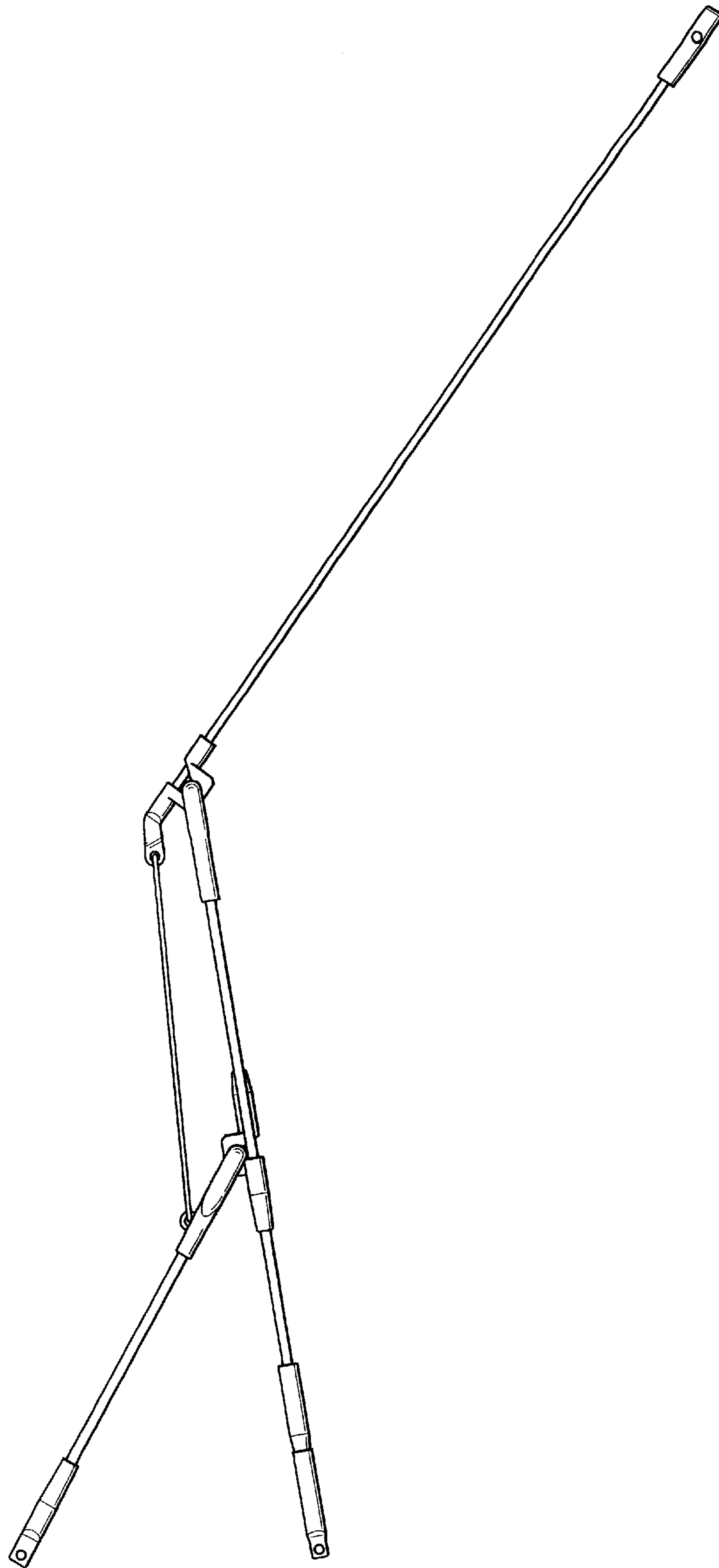


FIG. 2

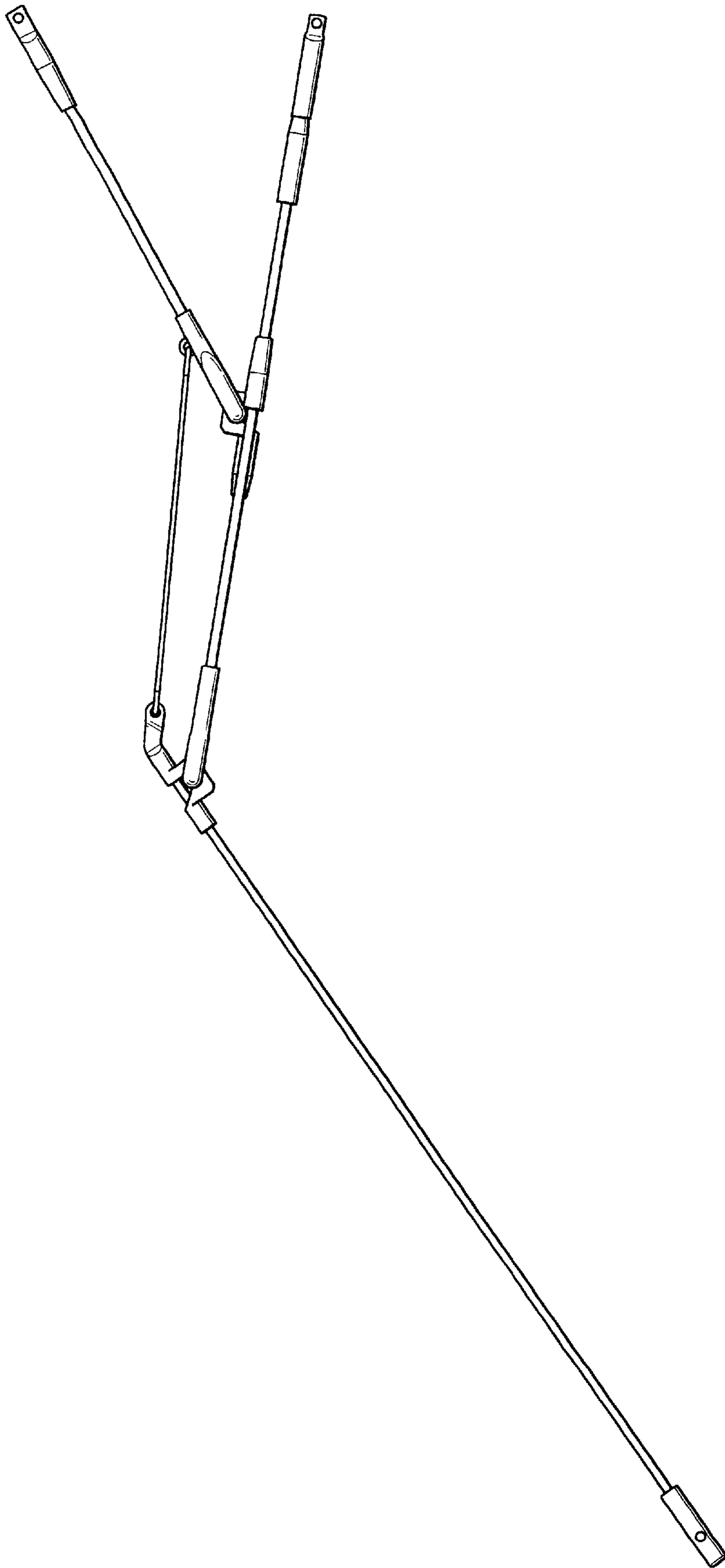


FIG. 3

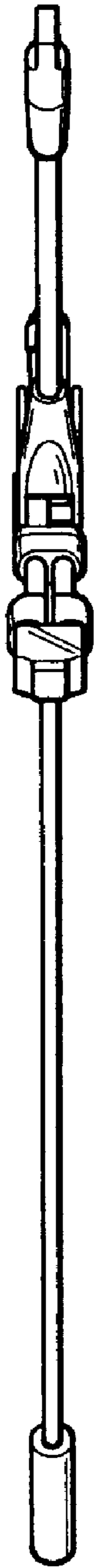


FIG. 4



FIG. 5

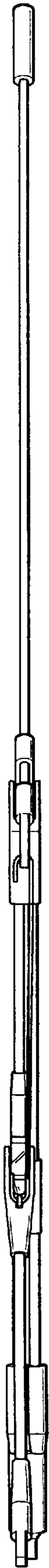


FIG. 6

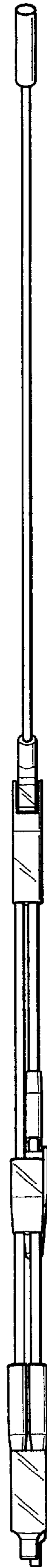


FIG. 7