



US00D484679S

(12) **United States Design Patent**
Smith

(10) **Patent No.:** **US D484,679 S**

(45) **Date of Patent:** **** Jan. 6, 2004**

(54) **WALKING CANE**

(76) **Inventor:** **Creighton Smith**, 6824 - 19th St. W.
FMB 229, University Place, WA (US)
98466

(**) **Term:** **14 Years**

(21) **Appl. No.:** **29/182,723**

(22) **Filed:** **May 29, 2003**

(51) **LOC (7) Cl.** **03-03**

(52) **U.S. Cl.** **D3/7**

(58) **Field of Search** D3/5-10; 135/17,
135/65-69, 71-73, 910; 362/102, 577

(56) **References Cited**

U.S. PATENT DOCUMENTS

D49,909 S	*	11/1916	Riegel	D3/7
D210,507 S	*	3/1968	Lockett	D3/8
D438,371 S	*	3/2001	Tong et al.	D3/7

* cited by examiner

Primary Examiner—Louis S. Zarfaz
Assistant Examiner—Robert A. Delehanty
(74) *Attorney, Agent, or Firm*—Dean A. Craine

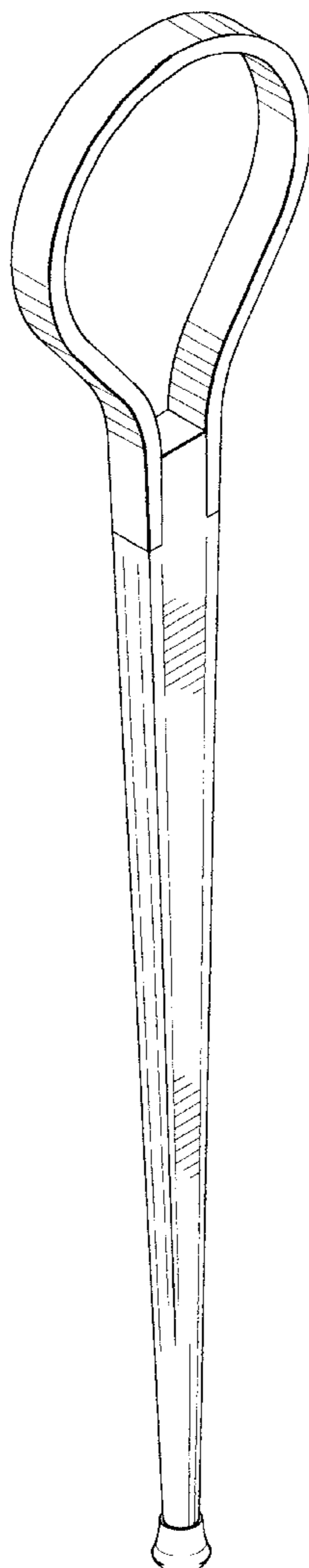
(57) **CLAIM**

The ornamental design for a walking cane, as shown and described.

DESCRIPTION

FIG. 1 is a perspective view of the walking cane.
FIG. 2 is a front elevational view of the invention.
FIG. 3 is top plan view of the invention.
FIG. 4 is a bottom plan view of the invention.
FIG. 5 is a left side elevational view of the invention.
FIG. 6 is a rear plan elevational view of the invention; and,
FIG. 7 is a right side elevational view of the invention.

1 Claim, 2 Drawing Sheets



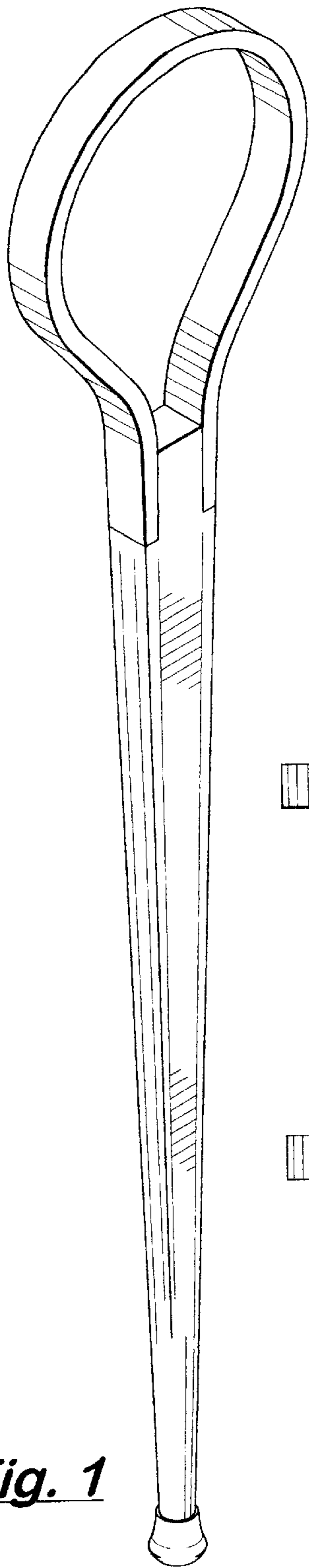


Fig. 1

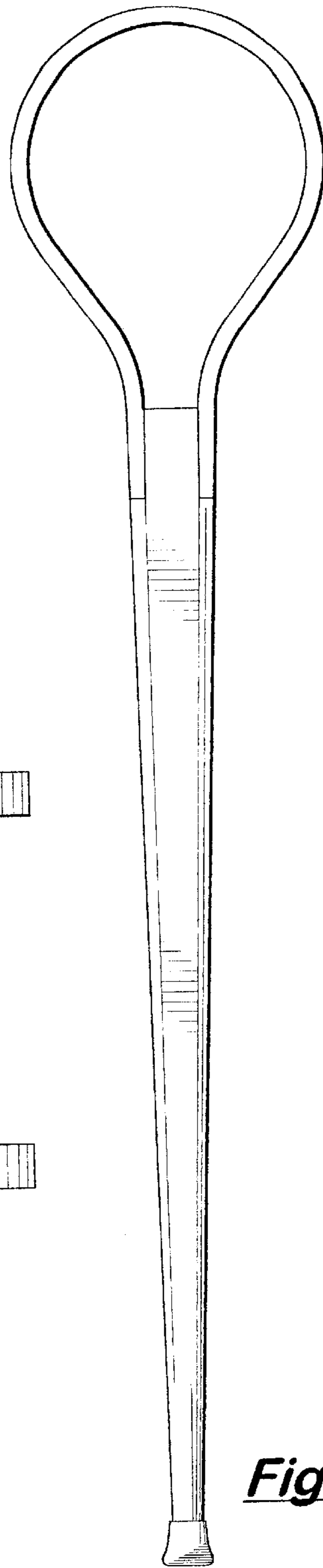


Fig. 2



Fig. 3



Fig. 4

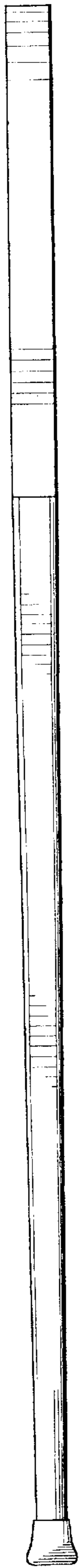


Fig. 5

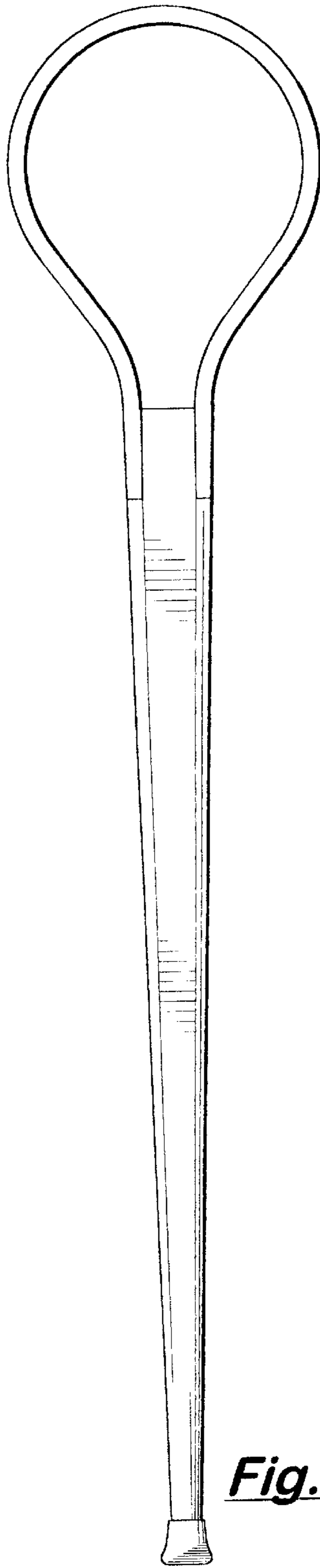


Fig. 6



Fig. 7