



US00D484675S

(12) **United States Design Patent**
Burg et al.

(10) **Patent No.: US D484,675 S**

(45) **Date of Patent: ** Jan. 6, 2004**

(54) **SHOE UPPER**

(75) Inventors: **Christjane Burg**, Ventura, CA (US);
Fiona Jane Adams, Santa Barbara, CA
(US); **Peter Huang**, Taichung (TW)

(73) Assignee: **Global Brand Marketing Inc.**, Santa
Barbara, CA (US)

(**) Term: **14 Years**

(21) Appl. No.: **29/182,869**

(22) Filed: **Jun. 3, 2003**

D331,485 S	*	12/1992	Bianchini	D2/969
D359,387 S		6/1995	Van Noy		
D387,194 S		12/1997	Serna		
D402,454 S	*	12/1998	Kelchak	D2/969
D414,320 S		9/1999	Brent		
D435,162 S		12/2000	Wilson		
D438,696 S		3/2001	Haas		
D441,178 S	*	5/2001	Jannard et al.	D2/969
D443,130 S		6/2001	Matis		
D444,624 S		7/2001	Wilson		
D447,859 S		9/2001	Matis et al.		
D456,597 S	*	5/2002	Adams	D2/969
D457,297 S		5/2002	Adams et al.		
D462,161 S	*	9/2002	Stubbs et al.	D2/973
D479,390 S	*	9/2003	Burg et al.	D2/969

Related U.S. Application Data

(62) Division of application No. 29/167,491, filed on Sep. 13, 2002.

(51) **LOC (7) Cl.** **02-99**

(52) **U.S. Cl.** **D2/972**

(58) **Field of Search** D2/896, 902, 907,
D2/943, 944, 946, 969, 972-974; 36/45,
50.1, 77 M, 77 R, 83, 88, 113, 114, 126-130

References Cited

U.S. PATENT DOCUMENTS

D148,519 S	*	2/1948	Campagna	D2/973
D226,884 S		5/1973	Persson		
D229,251 S	*	11/1973	Askew	D2/907
D229,900 S	*	1/1974	Powers	D2/907
4,010,559 A		3/1977	Mitchell		
D247,267 S		2/1978	Dolinsky		
D262,496 S		1/1982	DeCoster		
D281,457 S	*	11/1985	Po	D2/907
4,679,335 A		7/1987	Berlese		

* cited by examiner

Primary Examiner—Dominic Simone

(74) *Attorney, Agent, or Firm*—Jeffer, Mangels, Butler & Marmaro LLP

(57) **CLAIM**

The ornamental design for a shoe upper, as shown and described.

DESCRIPTION

FIG. 1 is a top plan view of a shoe upper showing our new design;

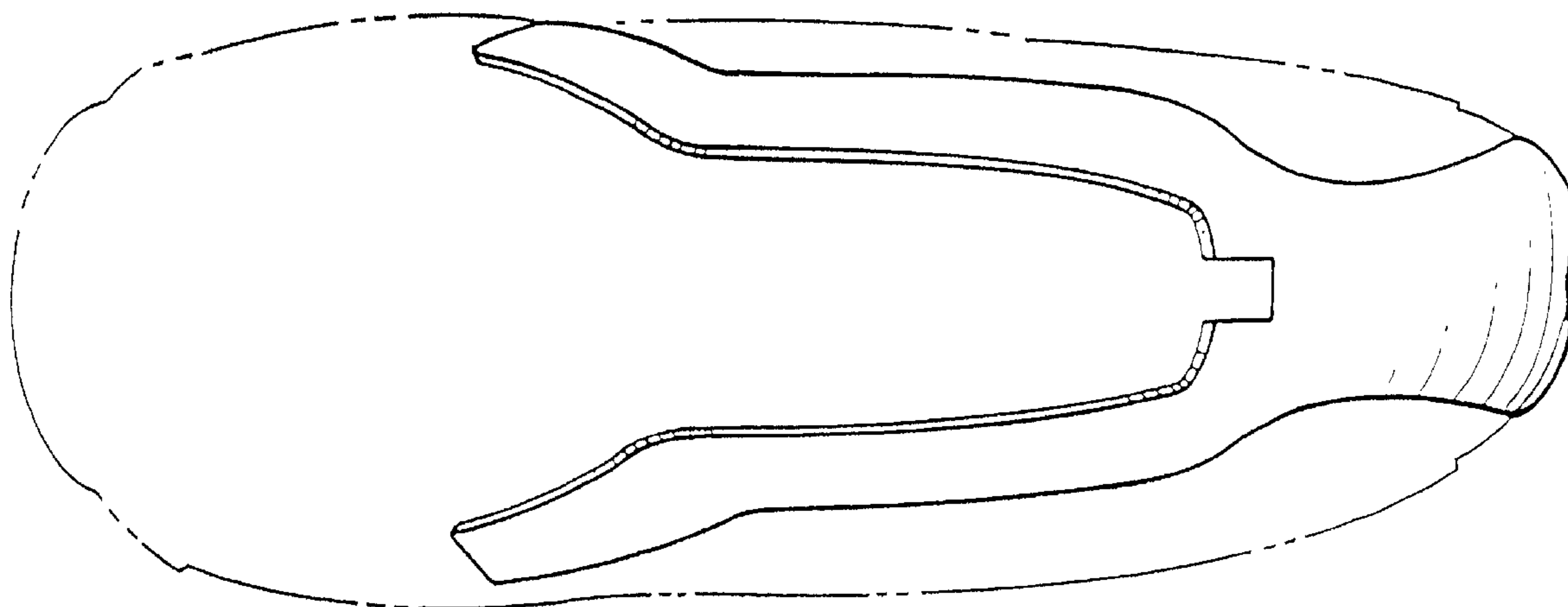
FIG. 2 is a left elevational view thereof;

FIG. 3 is a right elevational view thereof; and,

FIG. 4 is a front elevational view of a shoe upper showing our new design.

Broken lines in the figures are for illustrative purposes only and form no part of the claimed design.

1 Claim, 4 Drawing Sheets



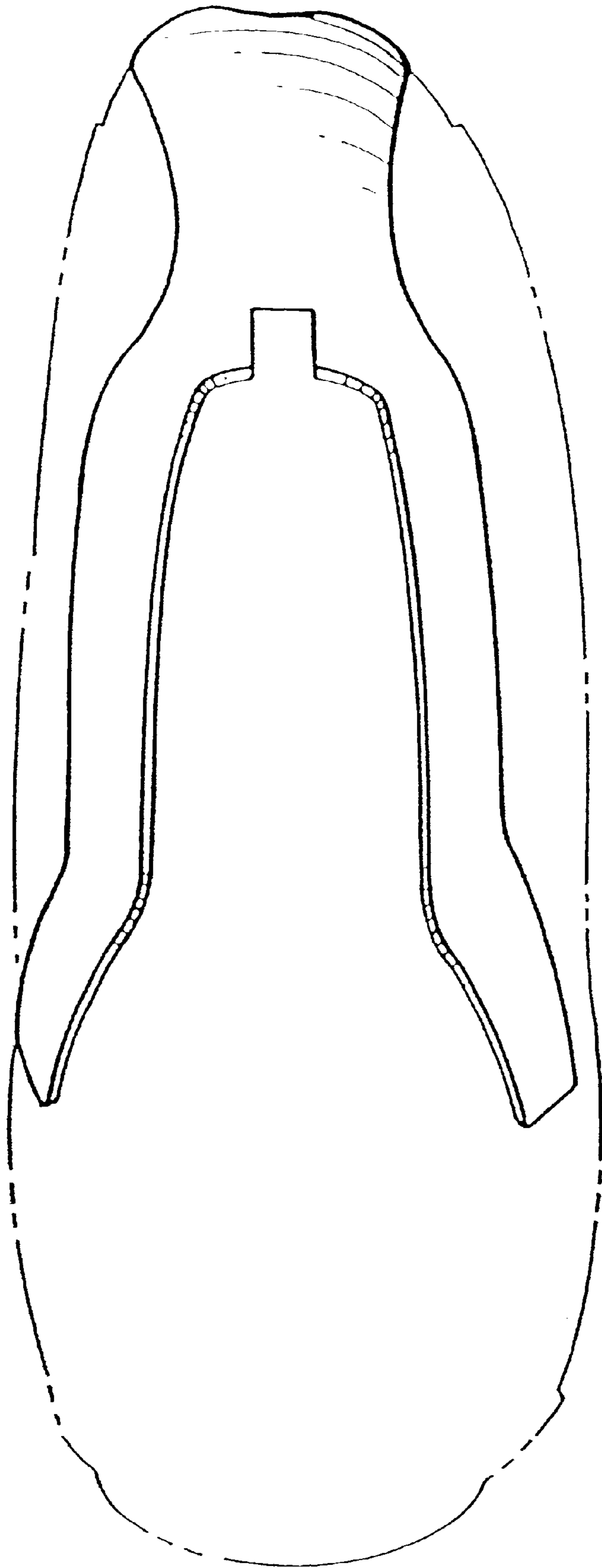


Fig. 1.

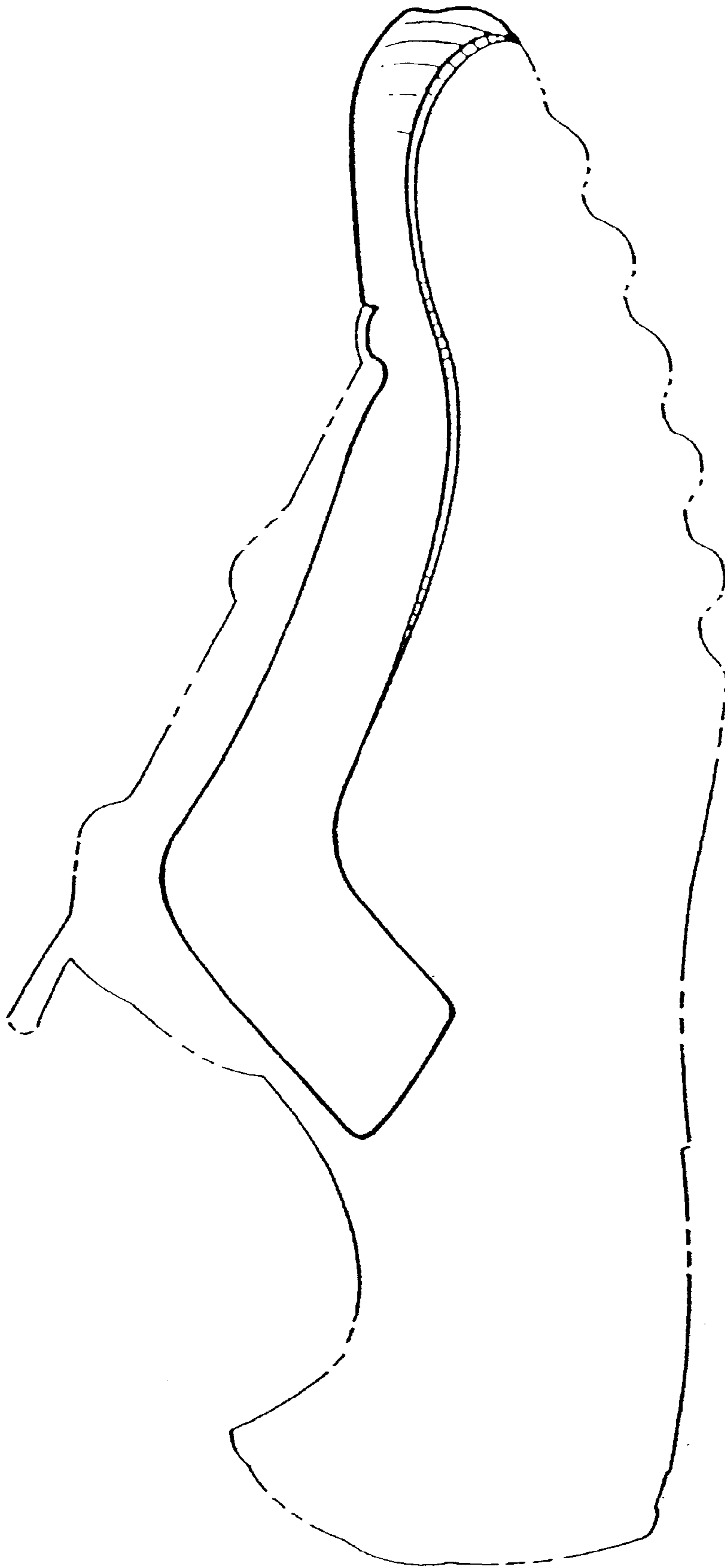


Fig. 2.

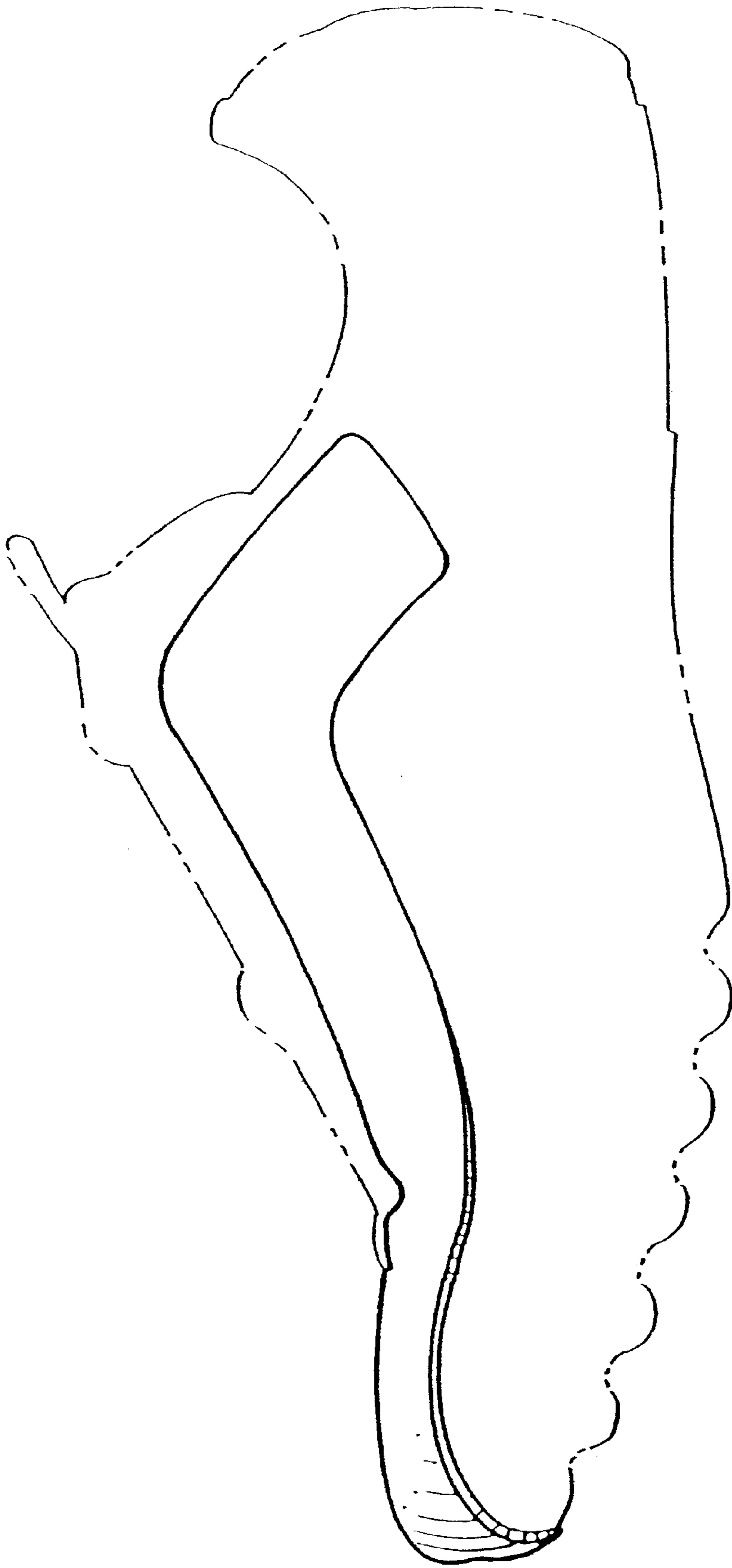


Fig. 3.

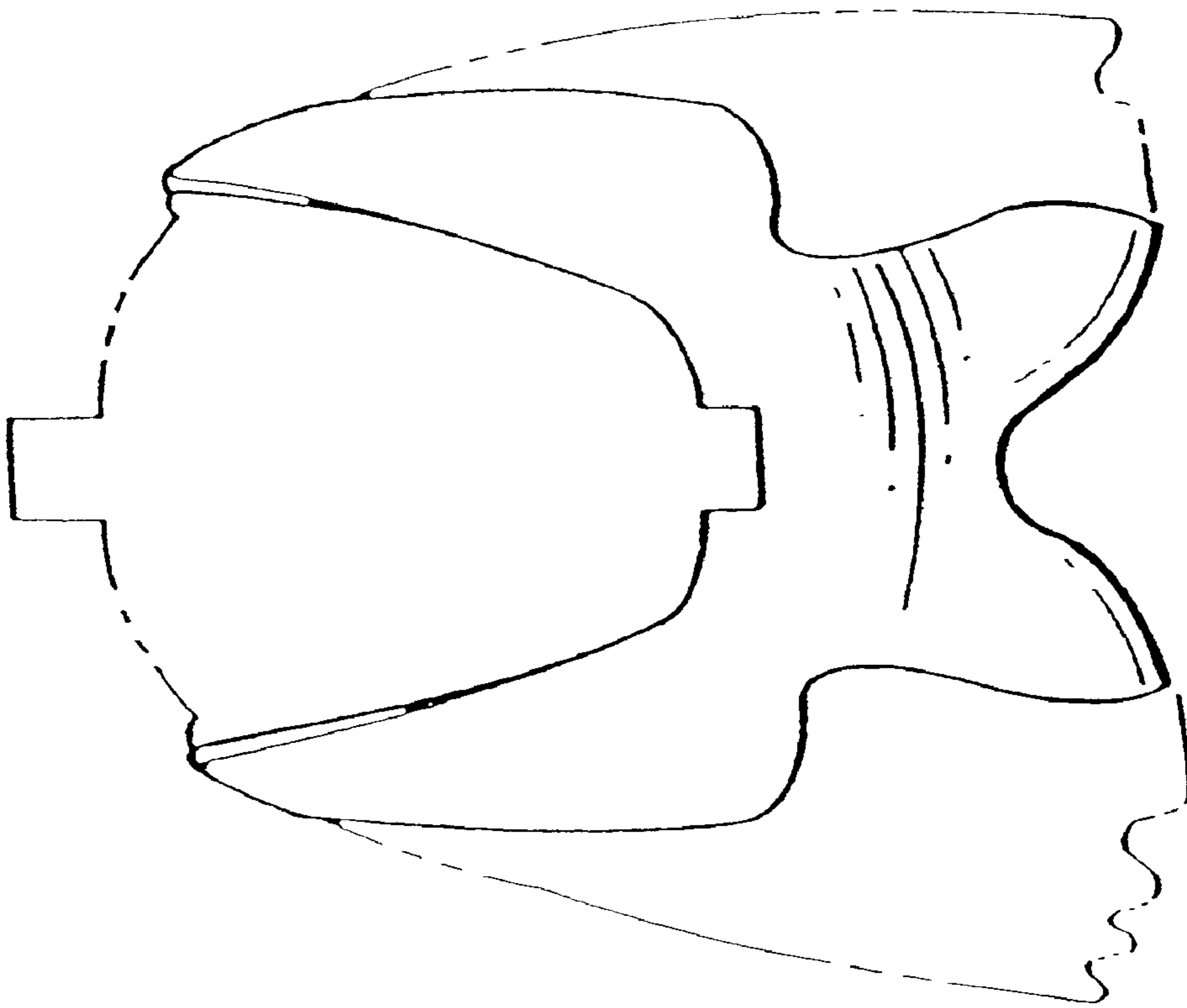


FIG. 4.