



US00D484669S

(12) **United States Design Patent**  
**Robinson**

(10) **Patent No.:** **US D484,669 S**

(45) **Date of Patent:** **\*\* Dec. 30, 2003**

(54) **LOCKER BANK**

(76) **Inventor:** **James Robinson**, 20 E. Second Ave.,  
Suite 101, Conshohocken, PA (US)  
19428

(\*\*) **Term:** **14 Years**

(21) **Appl. No.:** **29/179,636**

(22) **Filed:** **Apr. 10, 2003**

(51) **LOC (7) Cl.** ..... **99-00**

(52) **U.S. Cl.** ..... **D99/35**

(58) **Field of Search** ..... D99/34, 28, 35,  
D99/36, 41, 43; 232/4 R, 76; D6/433; 312/292,  
111, 293.1, 297, 257.1, 108, 245, 330.1;  
206/84

(56) **References Cited**

**U.S. PATENT DOCUMENTS**

1,950,974 A \* 3/1934 Dana ..... 232/7  
D209,793 S \* 1/1968 Hinohara ..... D99/28

3,429,630 A \* 2/1969 Katz ..... 312/242

3,779,623 A \* 12/1973 Motohashi ..... 312/257.1

D275,055 S \* 8/1984 Davis ..... D99/28

D275,056 S \* 8/1984 Davis ..... D99/28

D432,755 S \* 10/2000 Perkitny et al. .... D99/34

\* cited by examiner

*Primary Examiner*—Paula A. Mortimer

(74) *Attorney, Agent, or Firm*—Andrew B. Katz, Esq.


(57) **CLAIM**


The ornamental design for a locker bank, as shown and described.

**DESCRIPTION**

FIG. 1 is an isometric view of the present invention;  
FIG. 2 is a front view of the present invention;  
FIG. 3 is a side view of the present invention;  
FIG. 4 is a top view of the present invention;  
FIG. 5 is a rear view of the present invention; and,  
FIG. 6 is a bottom view of the present invention.


**1 Claim, 3 Drawing Sheets**



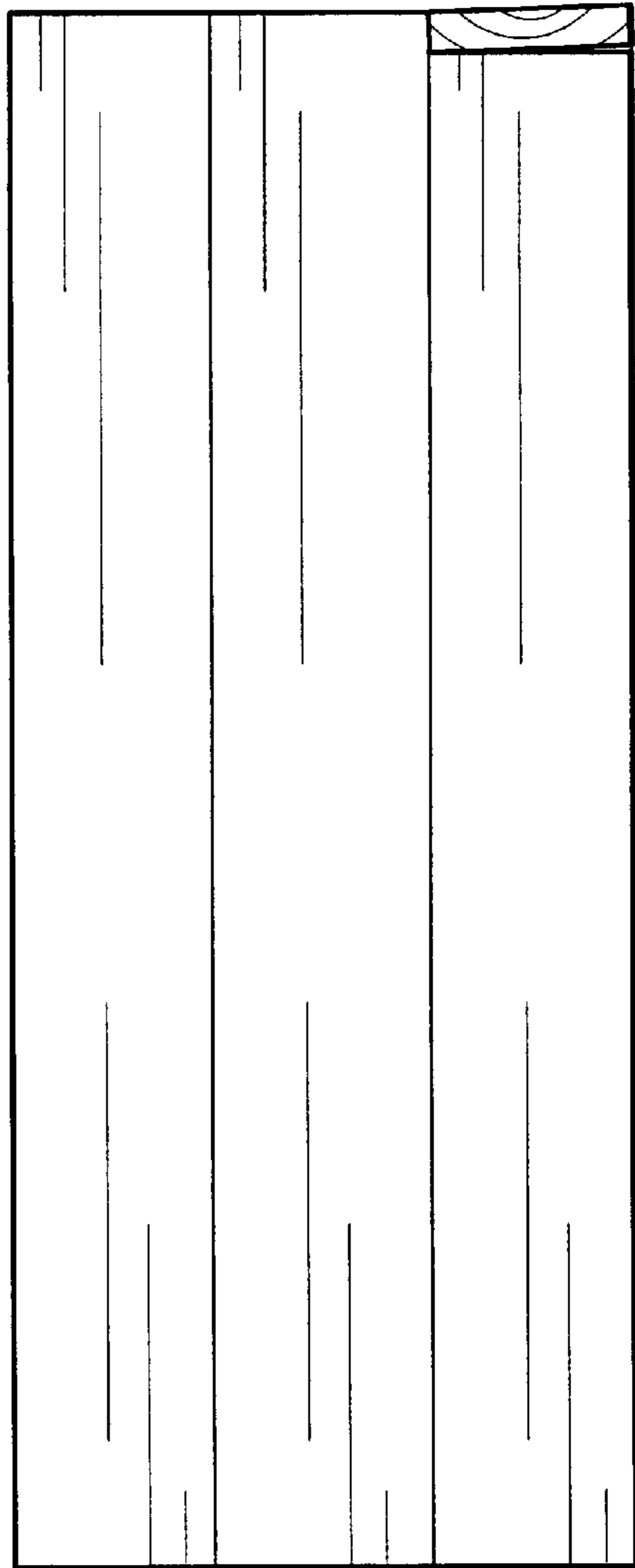


*FIG. 1*

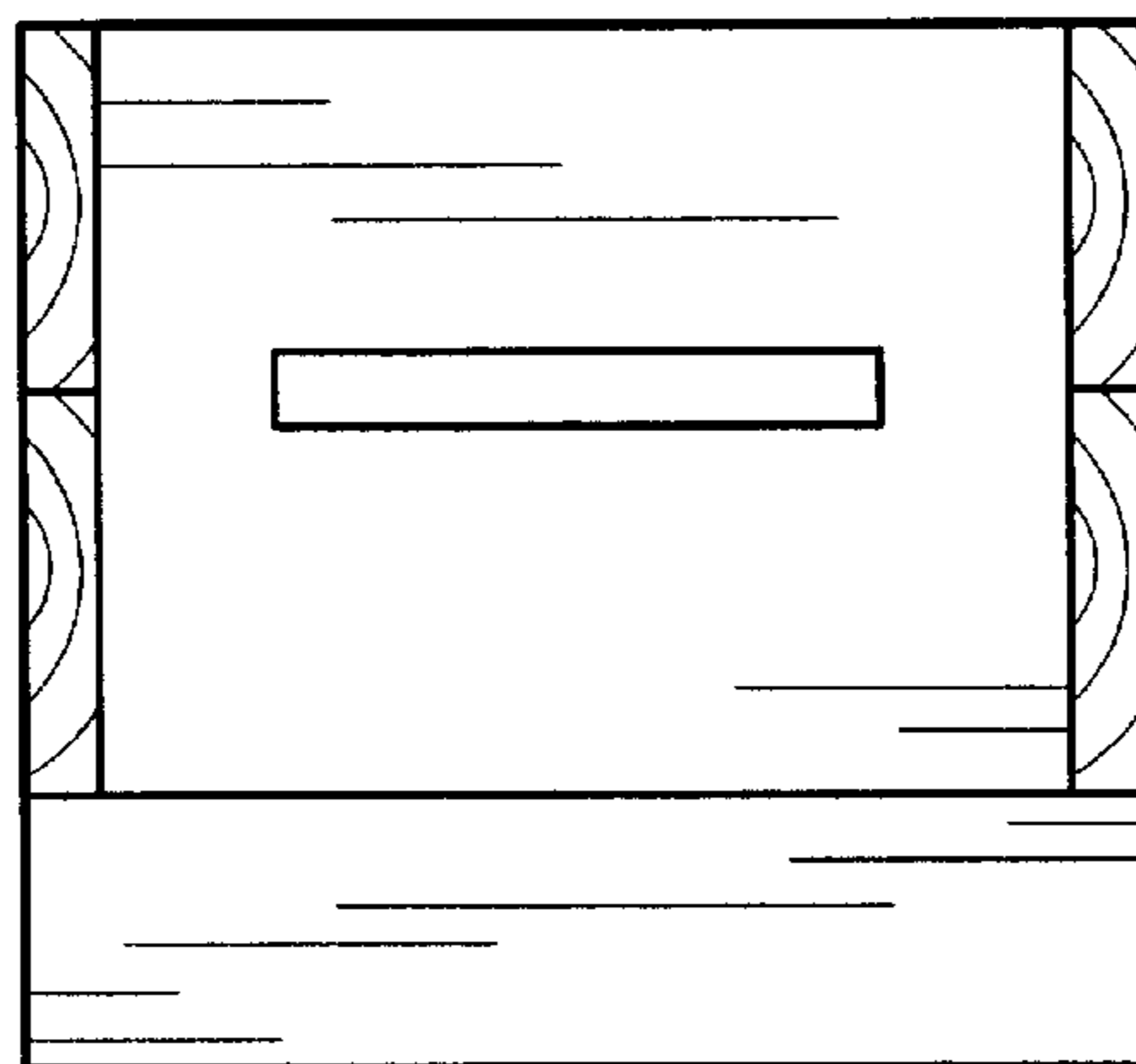
*FIG. 2*




*FIG. 3*




*FIG. 4*





*FIG. 5*



*FIG. 6*