



US00D484657S

(12) **United States Design Patent**  
**Scolley et al.**

(10) **Patent No.:** **US D484,657 S**

(45) **Date of Patent:** **\*\* Dec. 30, 2003**

(54) **PAINT MIXER**

(76) Inventors: **David M. Scolley**, N. 7252 Highway B,  
Deerbrook, WI (US) 54424; **Erma**  
**Scolley**, N. 7252 Highway B,  
Deerbrook, WI (US) 54424

(\*\*) Term: **14 Years**

(21) Appl. No.: **29/182,348**

(22) Filed: **May 27, 2003**

(51) **LOC (7) Cl.** ..... **07-07**

(52) **U.S. Cl.** ..... **D32/54**

(58) **Field of Search** ..... D32/54, 53, 53.1;  
D9/436; D8/14; 366/129, 130, 242, 244,  
245, 247, 248, 279, 309, 343, 605

(56) **References Cited**

**U.S. PATENT DOCUMENTS**

911,985 A \* 2/1909 Hottman ..... 366/244  
1,926,655 A \* 9/1933 Shaw ..... 366/248

4,050,678 A \* 9/1977 Smith ..... 366/130  
D327,015 S \* 6/1992 Stallings ..... D32/54  
5,676,463 A \* 10/1997 Larsen ..... 366/605 X  
D442,087 S \* 5/2001 Walls ..... D32/54  
6,536,937 B1 \* 3/2003 Burchett ..... 366/247 X

\* cited by examiner

*Primary Examiner*—Alan P. Douglas  
*Assistant Examiner*—Lavone D. Tabor

(57) **CLAIM**

The ornamental design for a paint mixer, as shown and described.

**DESCRIPTION**

FIG. 1 is a front view of a paint mixer showing my new design.


FIG. 2 is a side view of the paint mixer.

FIG. 3 is top view of the paint mixer.

FIG. 4 is a bottom view of the paint mixer; and,

FIG. 5 is a perspective view of the paint mixer.

**1 Claim, 1 Drawing Sheet**



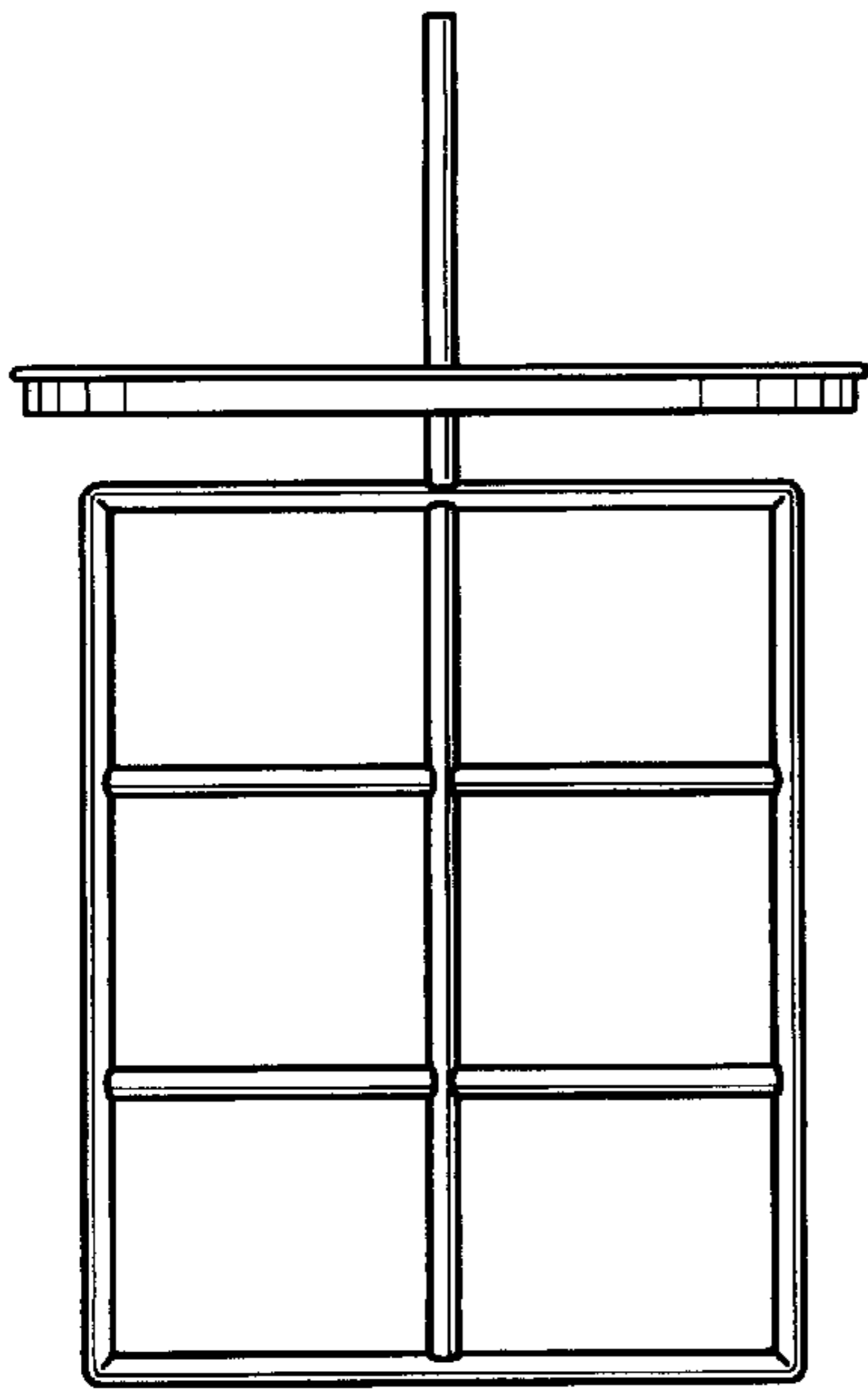


FIG. 1

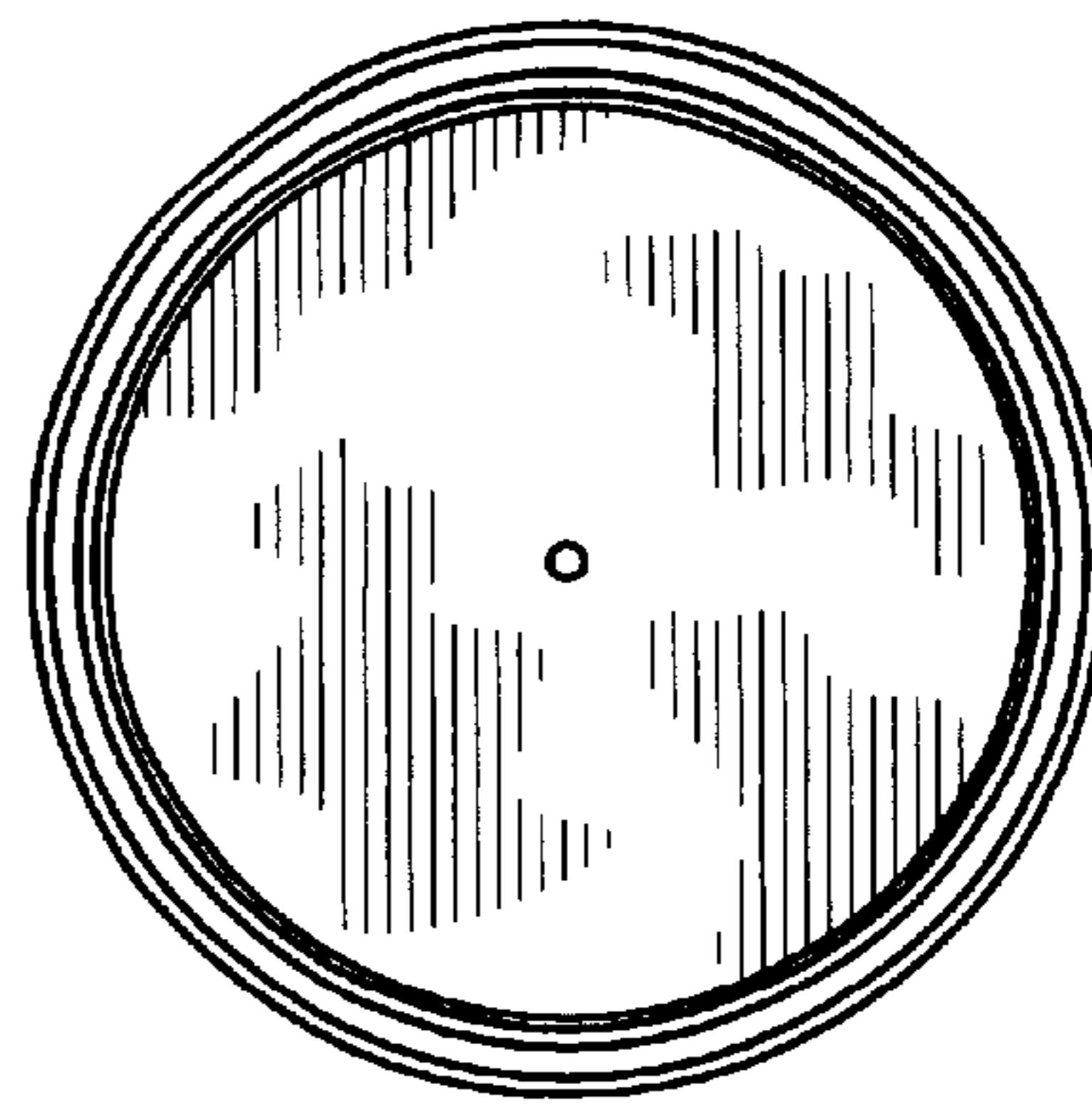


FIG. 3

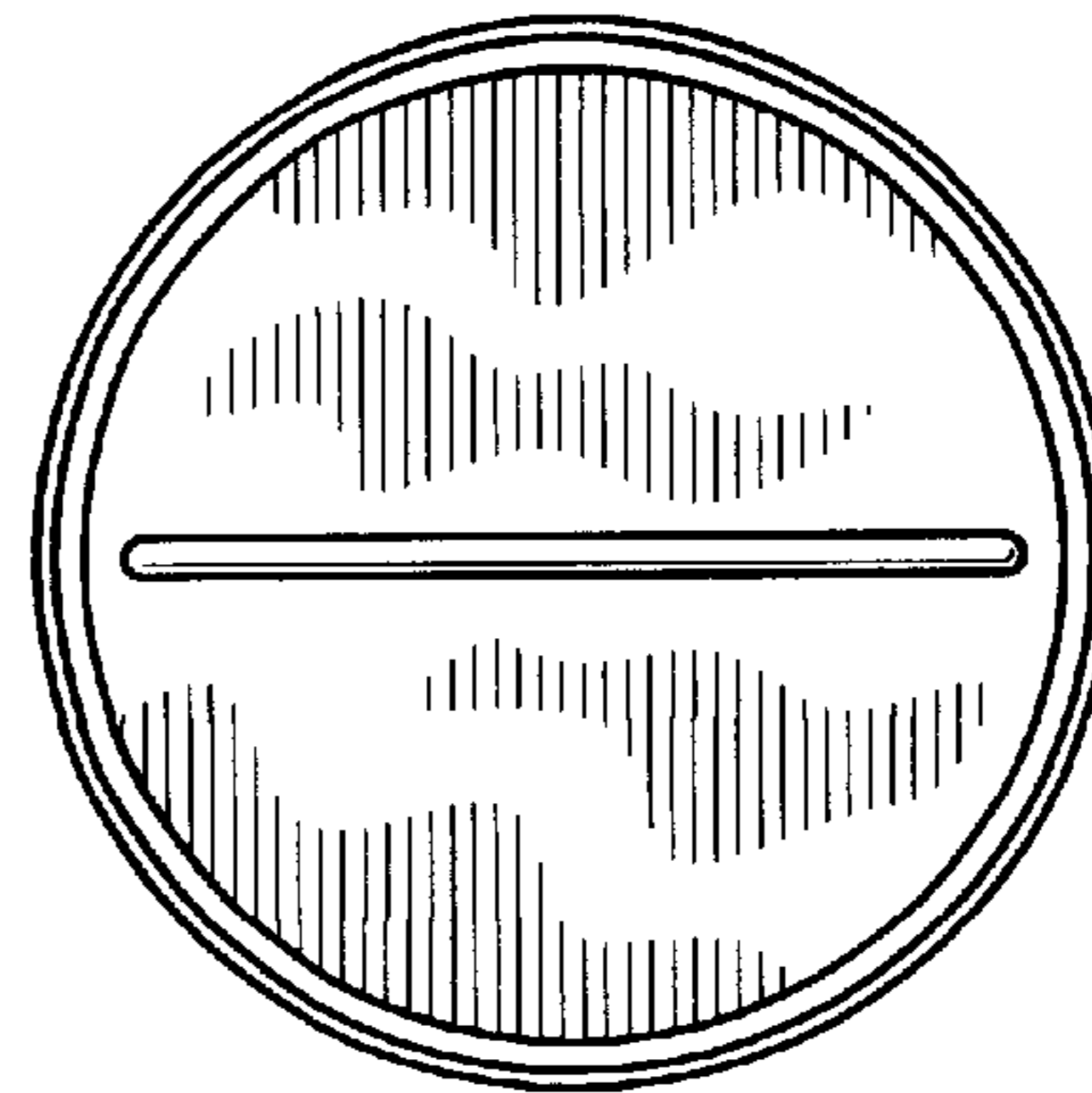


FIG. 4

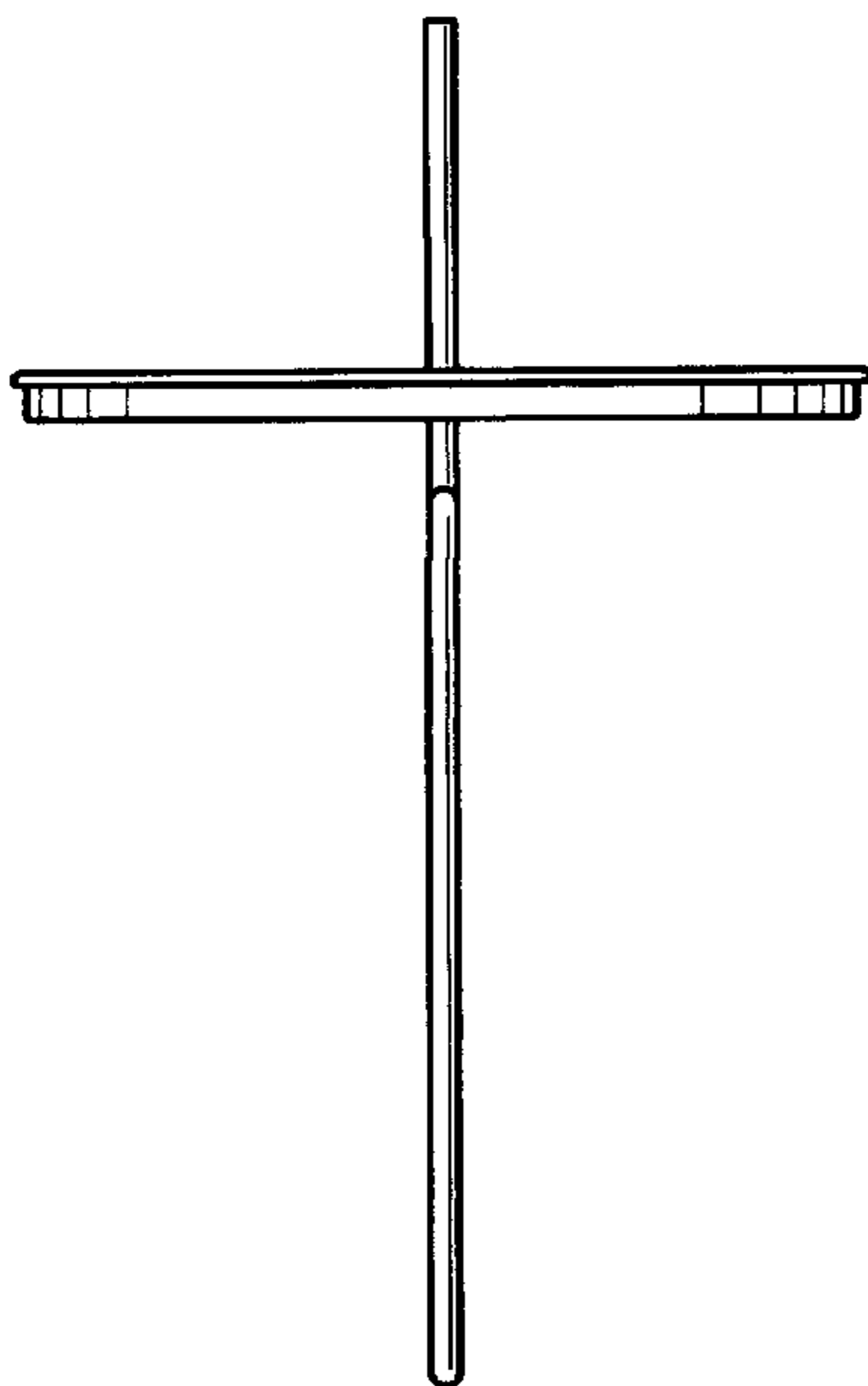


FIG. 2




FIG. 5