



US00D484653S

(12) **United States Design Patent**
Parr et al.

(10) **Patent No.:** **US D484,653 S**

(45) **Date of Patent:** **** Dec. 30, 2003**

(54) **HANDLE FOR AN UPRIGHT EXTRACTOR**

(75) Inventors: **Richard S. Parr**, Uniontown, OH (US);
Jonathan E. Fawcett, Tallmadge, OH (US)

(73) Assignee: **The Hoover Company**, North Canton, OH (US)

(**) Term: **14 Years**

(21) Appl. No.: **29/174,025**

(22) Filed: **Jan. 10, 2003**

(51) **LOC (7) Cl.** **15-05**

(52) **U.S. Cl.** **D32/31; D32/34**

(58) **Field of Search** D32/21, 22, 31-34,
D32/15-16, 38-39; 15/363, 320, 366, 383,
353, 347, 350, 361, 410, 412, 415.1-422.1,
41.1; 55/DIG. 3, 337, 345

(56) **References Cited**

U.S. PATENT DOCUMENTS

D188,411 S	7/1960	Gantz	D9/2
D194,025 S	11/1962	Gantz	D9/2
D214,084 S	5/1969	Chi	D15/7
5,713,103 A	* 2/1998	Keebler et al.	15/323
D399,619 S	* 10/1998	Nakano et al.	D32/22
D413,698 S	9/1999	Dyson	D32/22
D420,475 S	2/2000	Yuen	D32/22
D430,961 S	* 9/2000	Bobrosky et al.	D32/22
D437,666 S	* 2/2001	Park	D32/22
D442,344 S	* 5/2001	Alford et al.	D32/31

D455,530 S	* 4/2002	Fujii	D32/22
D482,814 S	9/2002	Sugimoto	D32/22
D469,226 S	* 1/2003	Stephens	D32/31
D469,590 S	* 1/2003	Alford et al.	D32/31
D456,964 S	* 5/2003	Alford et al.	D32/31
D475,491 S	* 6/2003	Kalman et al.	D32/31
D476,784 S	* 7/2003	Archer et al.	D32/31

OTHER PUBLICATIONS

Photographs of Panasonic Model MC E583K.

* cited by examiner

Primary Examiner—Ruth McInroy

(74) *Attorney, Agent, or Firm*—A. B. Lowe; B. A. Schenck

(57) **CLAIM**

The ornamental design for a handle for an upright extractor, as shown and described.

DESCRIPTION

FIG. 1 is a top, front and right side perspective view of a handle for an upright extractor showing my new design; FIG. 2 is a front view thereof; FIG. 3 is a left side elevational view thereof; FIG. 4 is a right side elevational view thereof; FIG. 5 is a rear view thereof; and, FIG. 6 is a top plan view thereof.

The details shown in broken lines in FIG. 1 are shown for illustrative purposes only and form no part of the claimed design.

1 Claim, 6 Drawing Sheets

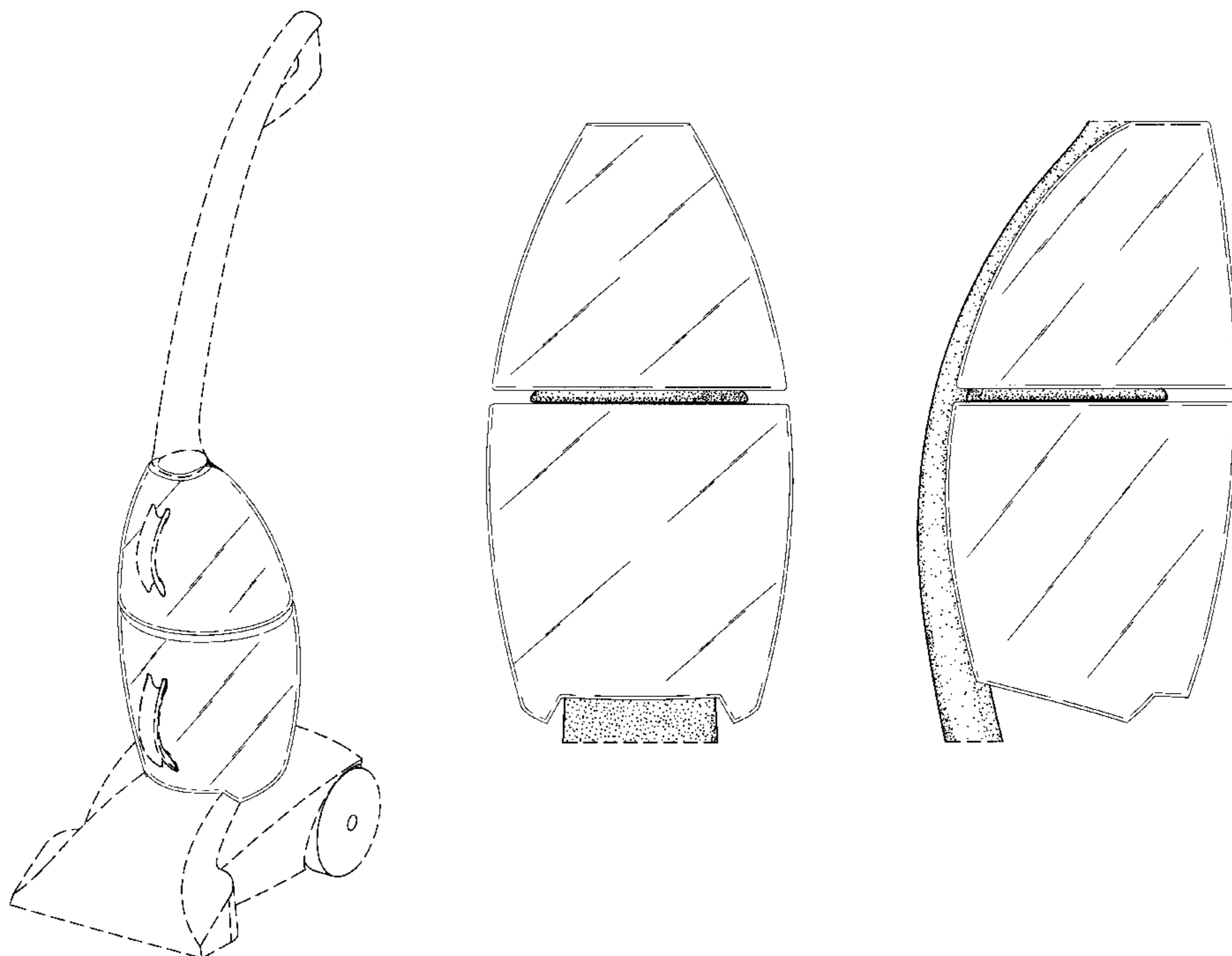




FIG-1

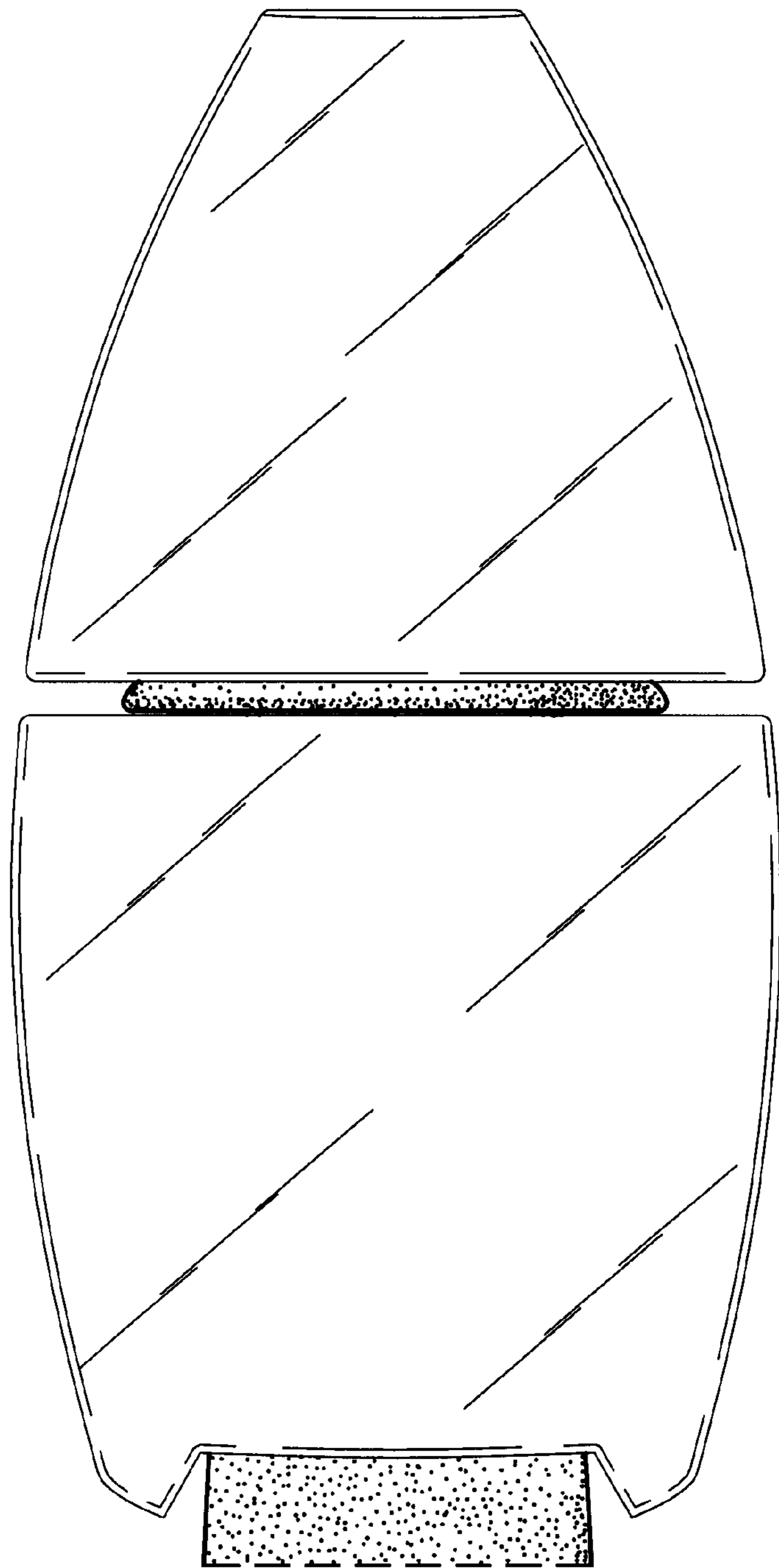


FIG-2

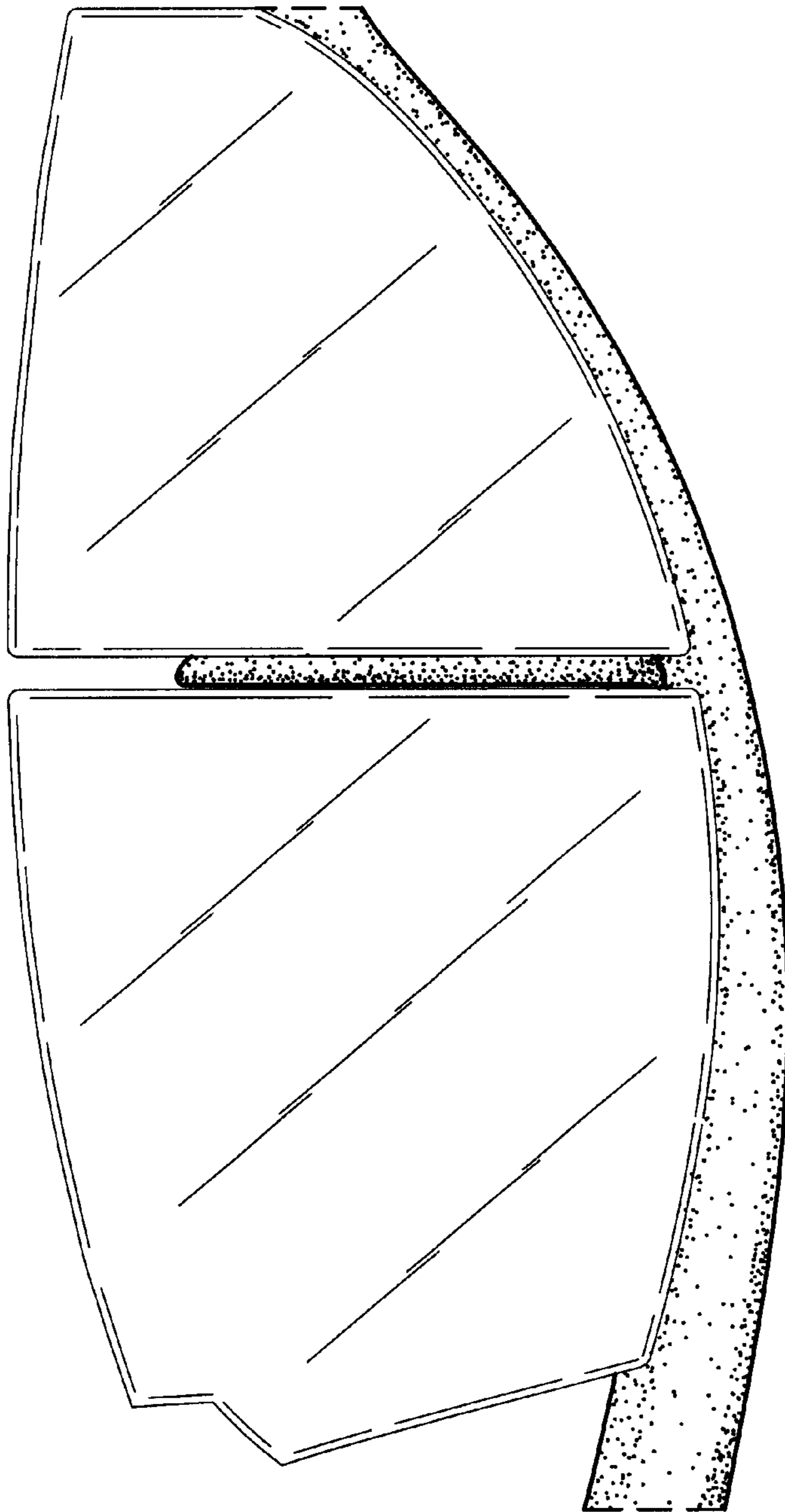


FIG-3

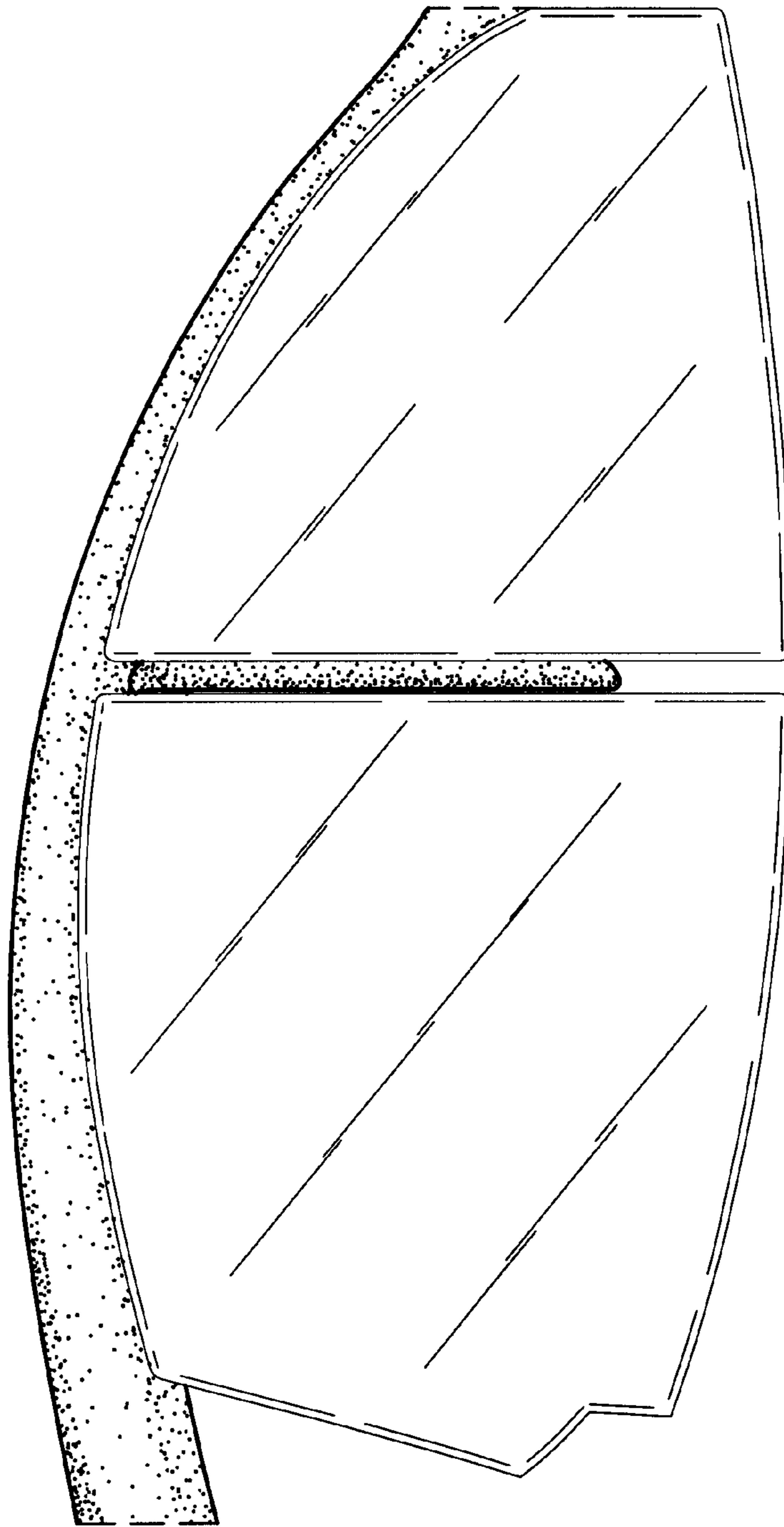


FIG-4

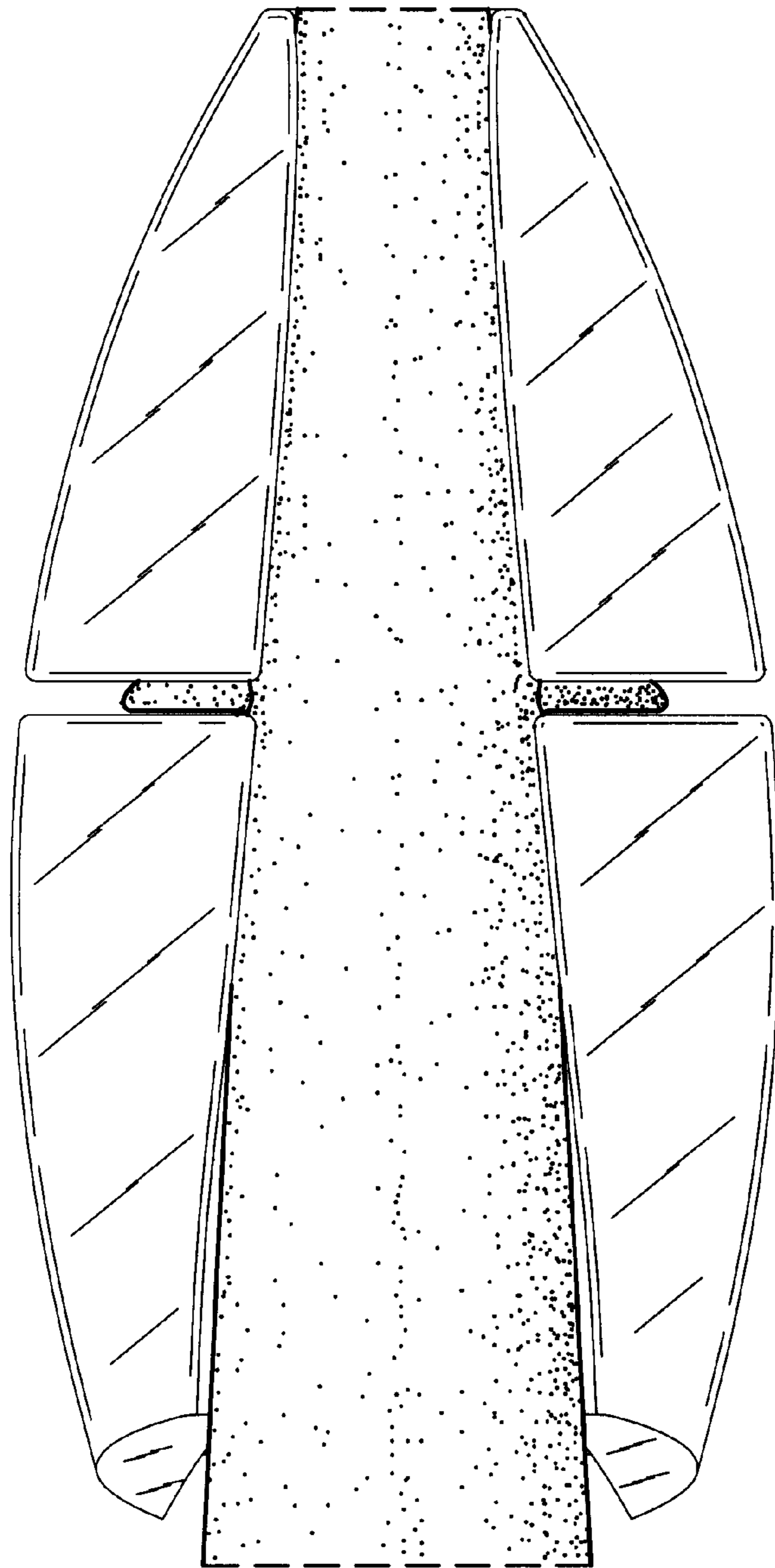


FIG-5

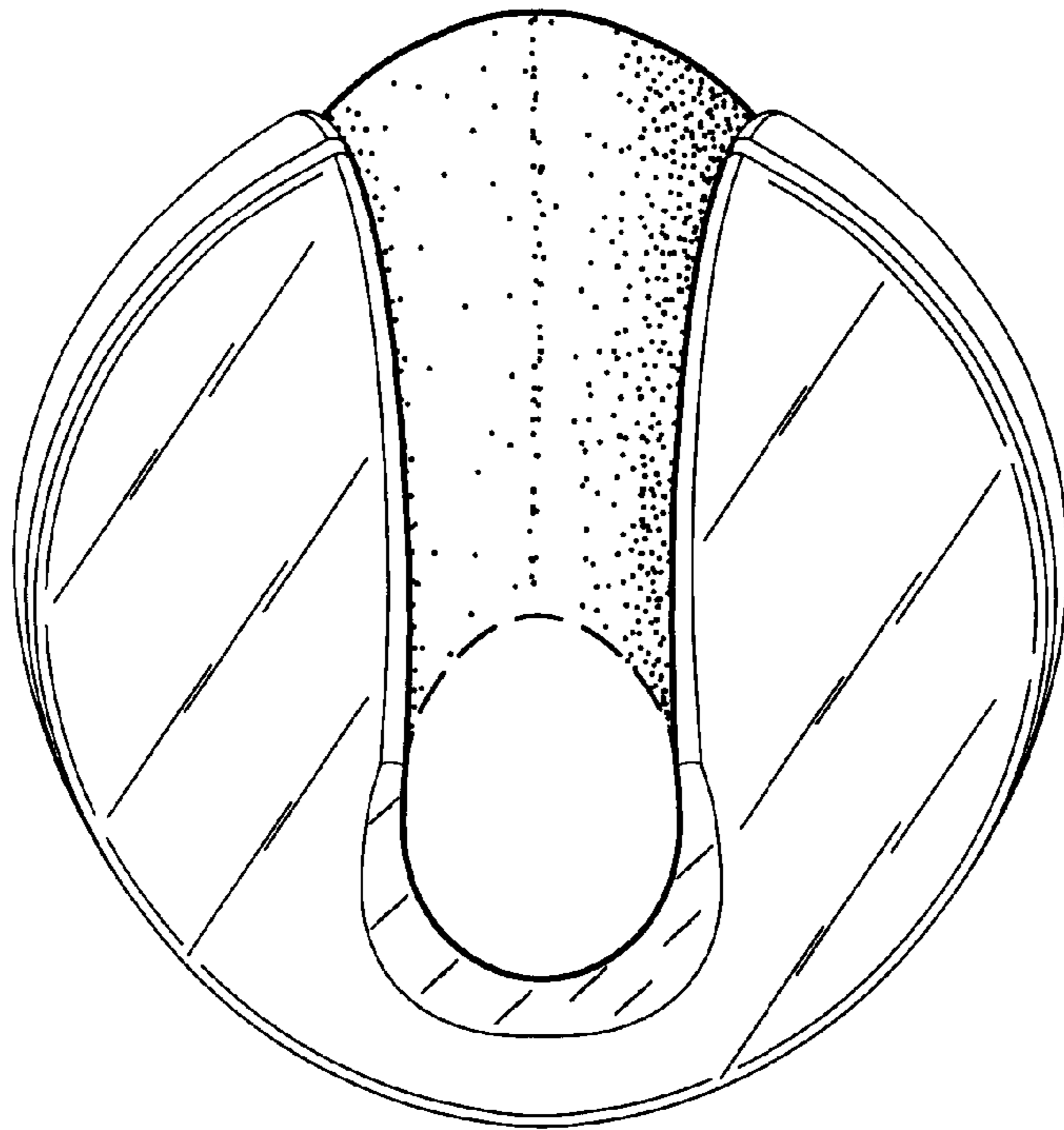


FIG-6