



US00D484651S

(12) **United States Design Patent**
Linahon et al.

(10) **Patent No.:** **US D484,651 S**

(45) **Date of Patent:** **** Dec. 30, 2003**

(54) **INTERFACE FOR TOP-LOADING LAUNDRY APPLIANCE**

(75) Inventors: **Timothy P. Linahon**, Newton, IA (US);
Stephen D. Schober, Newton, IA (US);
Mark S. Snowden, Newton, IA (US)

(73) Assignee: **Maytag Corporation**, Newton, IA (US)

(**) Term: **14 Years**

(21) Appl. No.: **29/178,578**

(22) Filed: **Mar. 28, 2003**

(51) **LOC (7) Cl.** **15-05**

(52) **U.S. Cl.** **D32/25**

(58) **Field of Search** D32/1, 5-6, 8,
D32/10, 25; 68/3 R, 12.01, 17 A, 212;
34/523, 108, 596, 603; 312/31, 109

(56) **References Cited**

U.S. PATENT DOCUMENTS

D130,835 S	12/1941	Altorfer
D132,572 S	5/1942	Cain
D153,515 S	4/1949	Geldhof
D169,351 S	4/1953	Boldt
D289,212 S	4/1987	Nakamura et al.
D359,602 S	6/1995	Swartz et al.
D360,500 S	7/1995	Millet et al.
D412,378 S	7/1999	Richardson
D428,222 S	7/2000	Tunzi et al.
D434,536 S	11/2000	Schober

D445,224 S	7/2001	Costello	
D446,891 S	* 8/2001	Kim D32/6
D450,164 S	11/2001	Dyson et al.	
D465,308 S	* 11/2002	Resuello et al. D32/6

OTHER PUBLICATIONS

Sanyo compact automatic washer and Sanyo convertible, Merchandising, vol. 6, Jul. 1981, p. 10.*

* cited by examiner

Primary Examiner—Louis S. Zarfes

Assistant Examiner—Robert A Delehanty

(74) *Attorney, Agent, or Firm*—McKee, Voorhees & Sease, P.L.C.

(57) **CLAIM**

We claim the ornamental design for an interface for top-loading laundry appliance, as shown.

DESCRIPTION

FIG. 1 is a pictorial view of an interface for top-loading laundry appliance design of the present invention;

FIG. 2 is a side elevational view thereof the opposite side being a mirror image of the side shown;

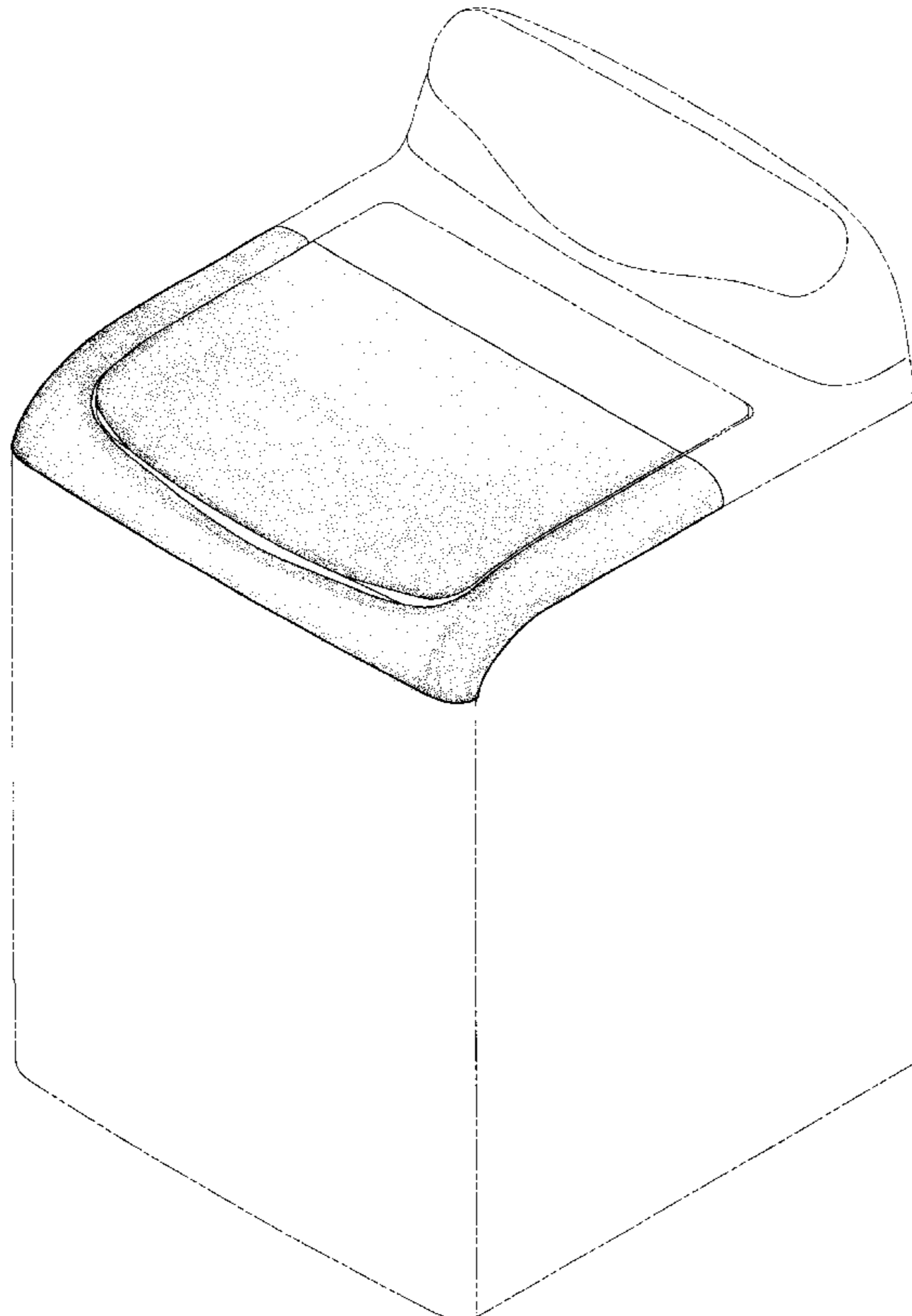
FIG. 3 is a front elevational view thereof; and,

FIG. 4 is a top plan view thereof.

The rear and bottom are plain and unornamented.

The broken lines are for illustrative purposes only and form no part of the claimed design.

1 Claim, 4 Drawing Sheets



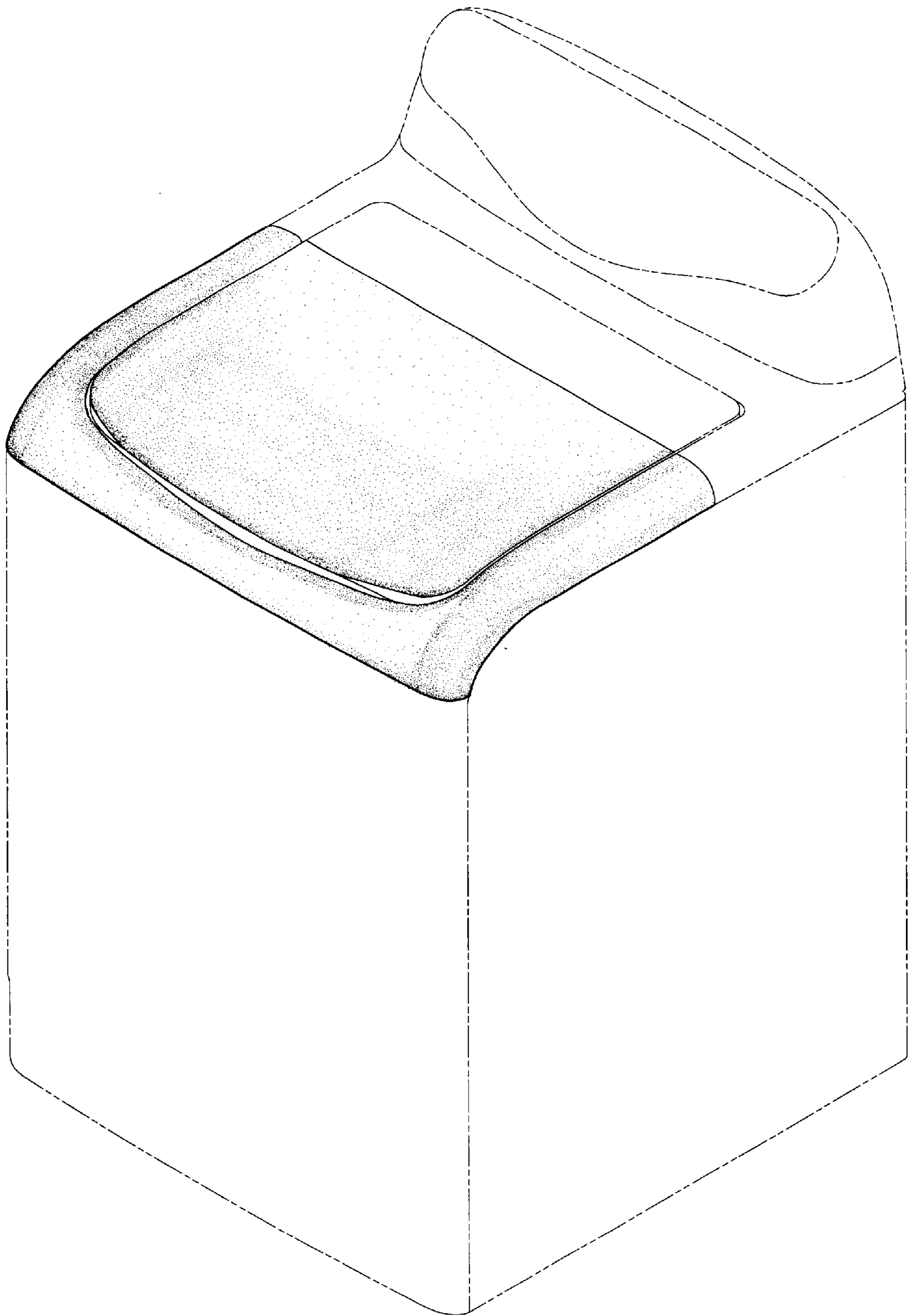


Fig. 1




Fig. 2




Fig. 3

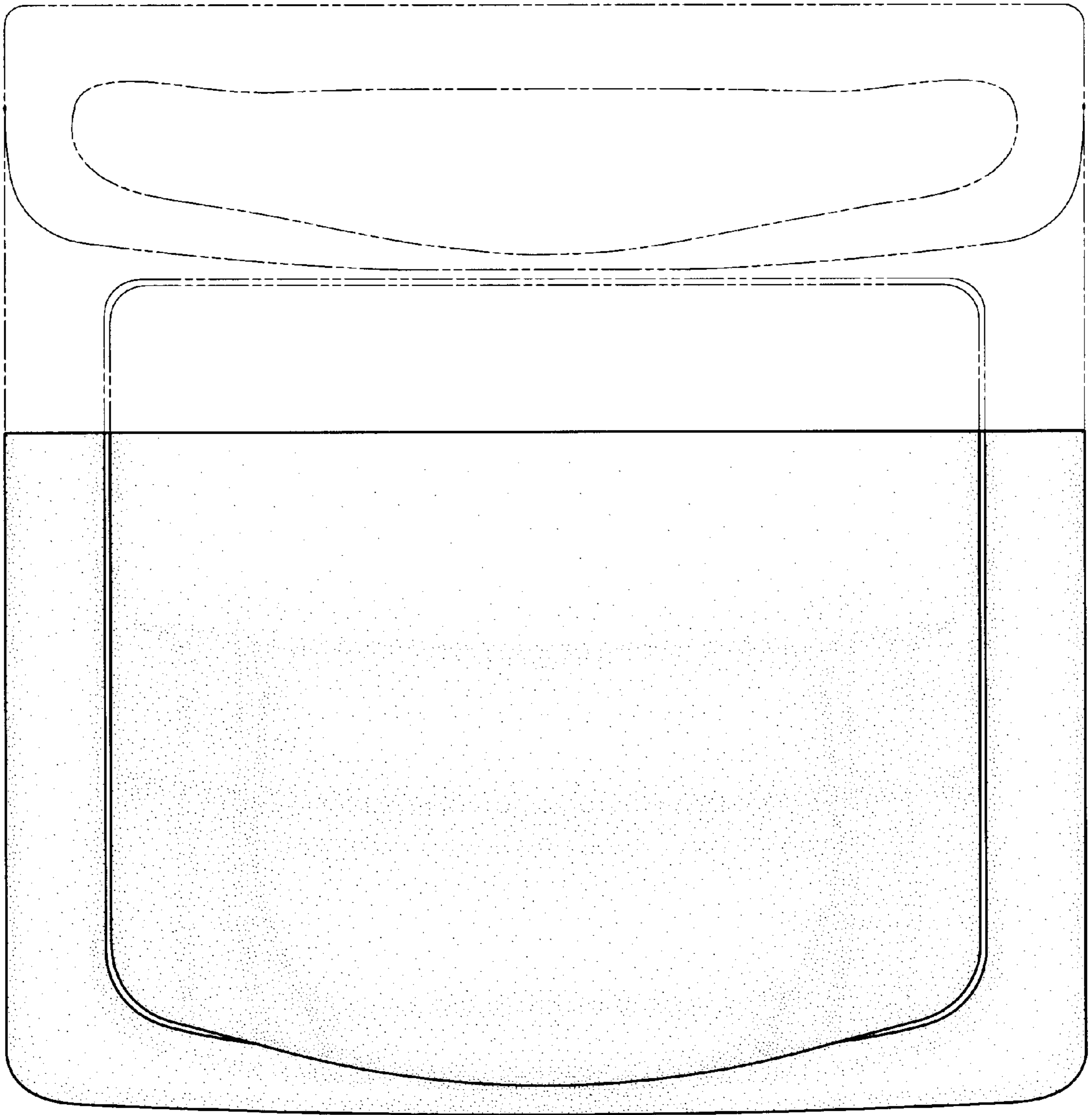


Fig. 4