



US00D484643S

(12) **United States Design Patent**
Nanda

(10) **Patent No.:** **US D484,643 S**

(45) **Date of Patent:** **** Dec. 30, 2003**

(54) **FLOSSING DEVICE**

5,868,149 A * 2/1999 Yang 132/328
D463,626 S * 9/2002 Huang D28/68

(75) Inventor: **Puneet Nanda**, Cerritos, CA (US)

FOREIGN PATENT DOCUMENTS

(73) Assignee: **Dr. Fresh, Inc.**, Lamiranda, CA (US)

GB 2245172 A * 2/1992 132/321

(**) Term: **14 Years**

* cited by examiner

(21) Appl. No.: **29/177,250**

Primary Examiner—Lucy Lieberman
(74) *Attorney, Agent, or Firm*—McKee, Voorhees & Sease,
P.L.C.

(22) Filed: **Mar. 6, 2003**

(51) **LOC (7) Cl.** **28-03**

(57) **CLAIM**

(52) **U.S. Cl.** **D28/68**

I claim the ornamental design for a flossing device, substantially as shown.

(58) **Field of Search** D28/65, 66, 68;
132/321, 323, 327, 329; D24/152

DESCRIPTION

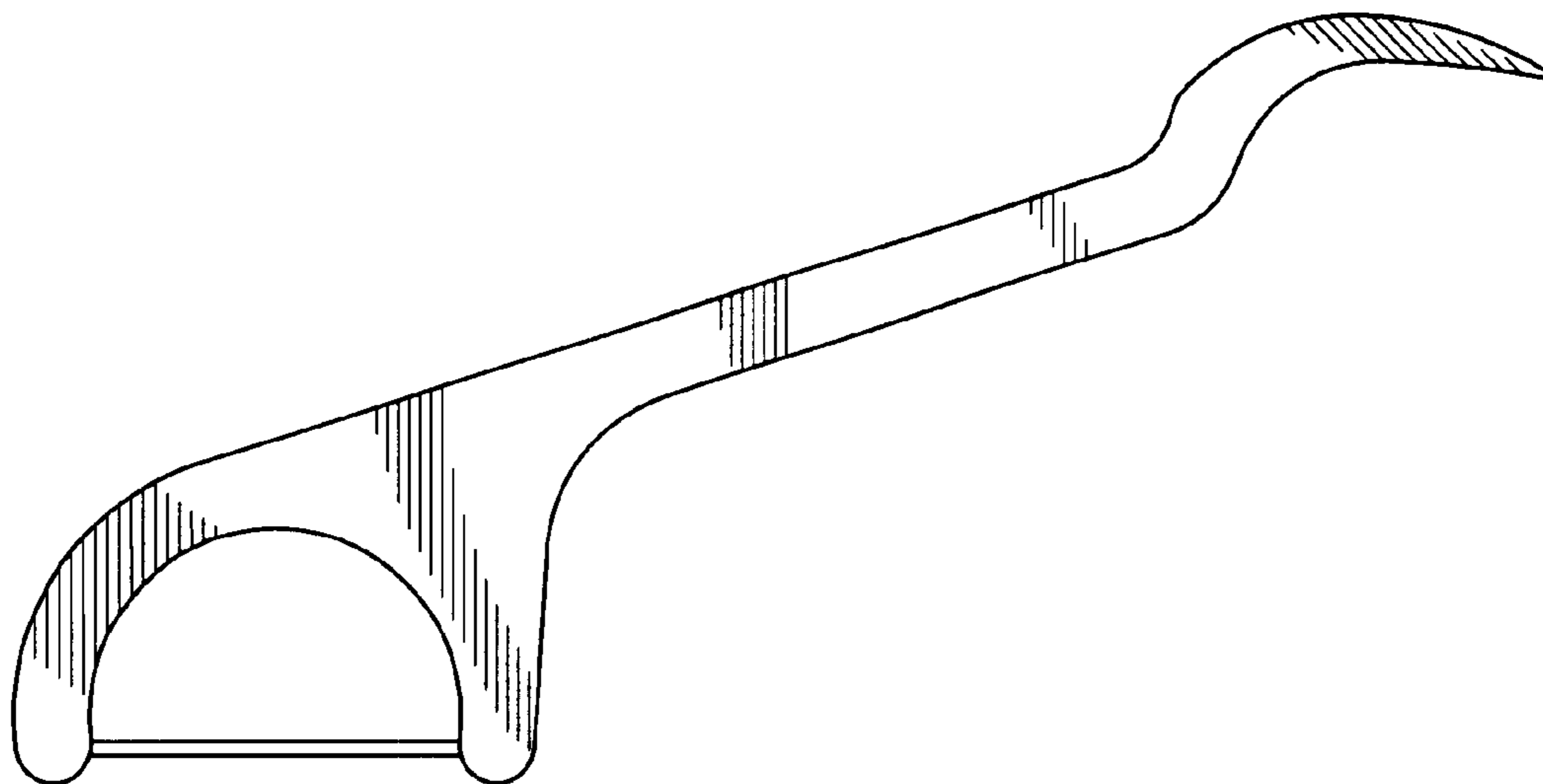
(56) **References Cited**

U.S. PATENT DOCUMENTS

1,414,604 A * 5/1922 Thum 132/323
D276,088 S * 10/1984 Fong D28/68
D279,826 S * 7/1985 Schindler D28/68
D301,071 S * 5/1989 Franchi D28/68
D316,617 S * 4/1991 Cheung D28/68
5,246,021 A * 9/1993 Katz 132/323

FIG. 1 is a perspective view of the flossing device.
FIG. 2 is a top plan view thereof.
FIG. 3 is a front elevational view thereof.
FIG. 4 is a rear elevational view thereof.
FIG. 5 is a left end elevational view thereof; and,
FIG. 6 is a right end elevational view thereof.

1 Claim, 1 Drawing Sheet



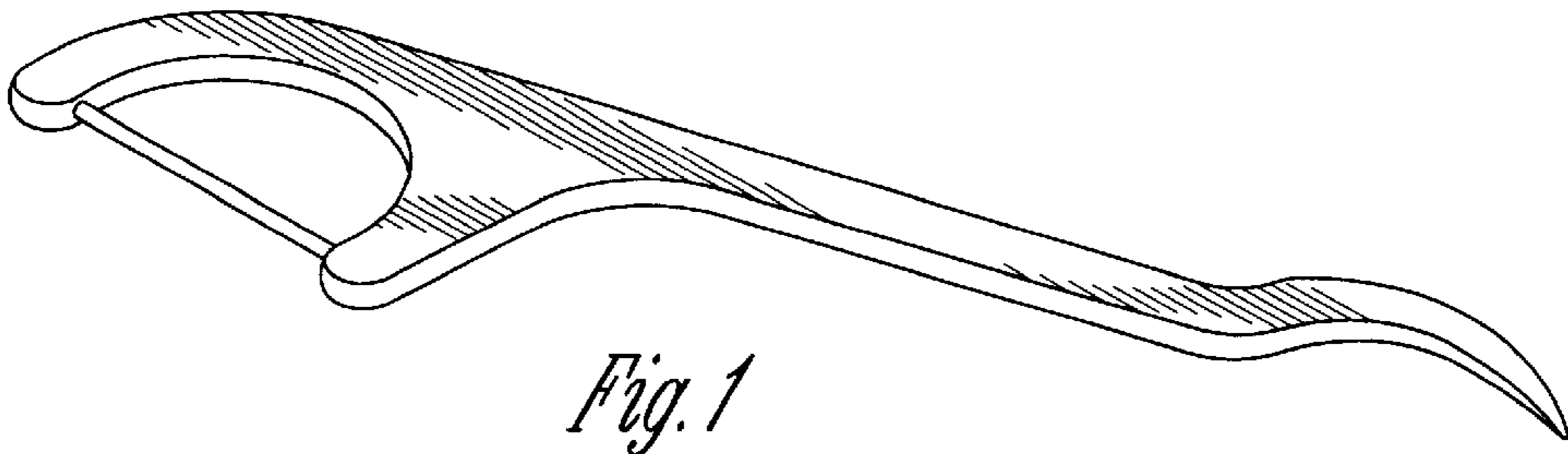


Fig. 1

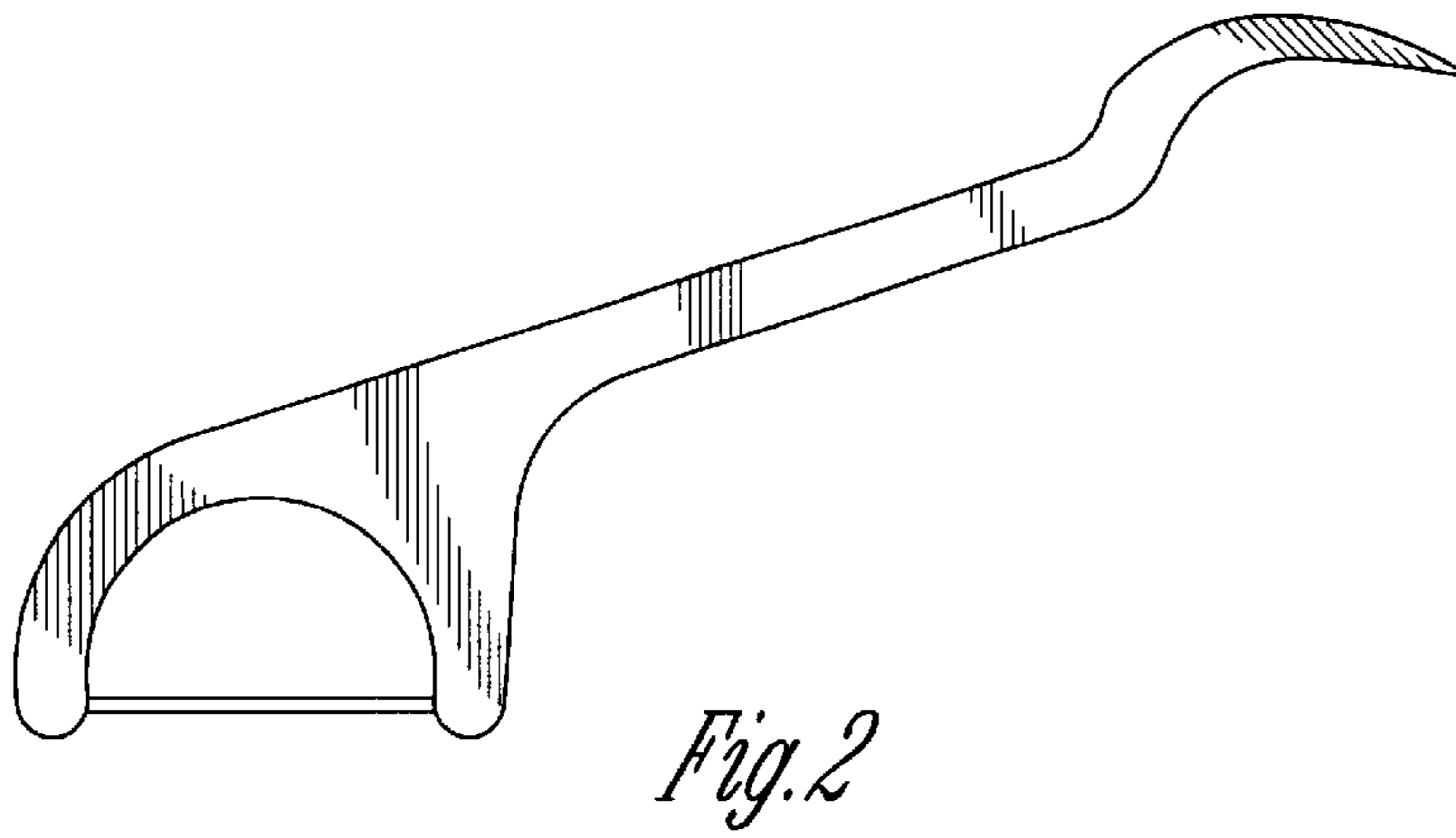


Fig. 2

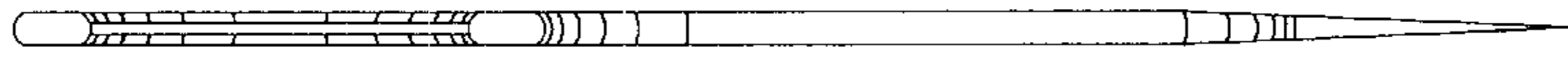


Fig. 3

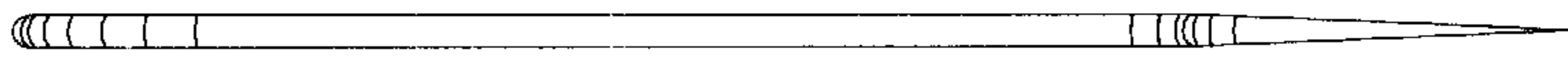


Fig. 4

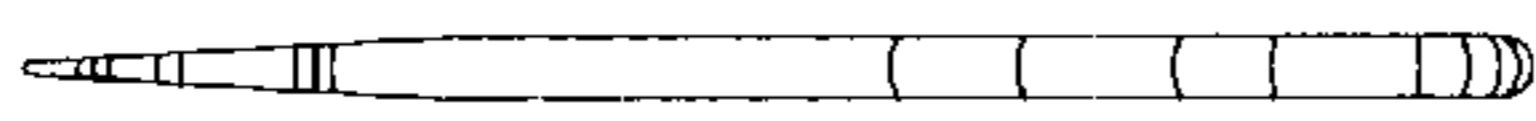


Fig. 5

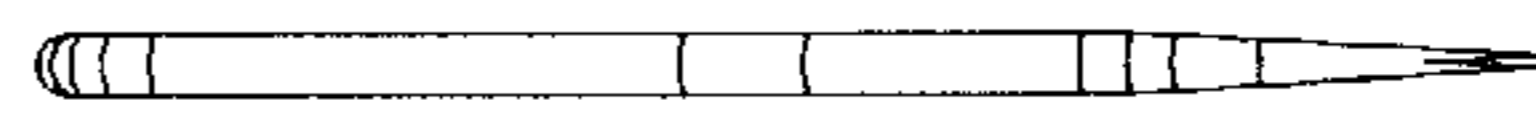


Fig. 6