



US00D484634S

(12) **United States Design Patent** (10) **Patent No.:** **US D484,634 S**
Olson (45) **Date of Patent:** **** Dec. 30, 2003**

(54) **FLOOR MOTION LAMP**

(75) Inventor: **Karen Olson**, Huntington Station, NY (US)

(73) Assignee: **Multi Media Electronics, Inc.**, Farmingdale, NY (US)

(**) Term: **14 Years**

(21) Appl. No.: **29/167,767**

(22) Filed: **Sep. 20, 2002**

(51) **LOC (7) Cl.** **26-03**

(52) **U.S. Cl.** **D26/104**

(58) **Field of Search** D26/52, 93-112; 362/96, 276, 410-414, 811; 40/406

(56) **References Cited**

U.S. PATENT DOCUMENTS

D71,662	S	*	12/1926	De Vilbiss	D26/104
3,387,396	A	*	6/1968	Smith	40/406
D427,709	S	*	7/2000	Lee et al.	D26/104
D437,965	S	*	2/2001	Diviak, Sr.	D26/104
D438,329	S	*	2/2001	Diviak, Sr.	D26/94

OTHER PUBLICATIONS

Taiwan Lighting May 1999, Peace Motion Lamps on p. 108 and lamp No. 911020 on p. 105.*
“Blob Lamp”, Kenart Co., Ltd.

“Peach Motion Lamp”, Carlisle Company.

“Creative Motion Lamp”, Lipan Industrial Co., Ltd.

“Stardust Lamp”, Spencer’s Gifts.

* cited by examiner

Primary Examiner—Pamela Burgess

Assistant Examiner—Linda Brooks

(74) *Attorney, Agent, or Firm*—Dilworth & Barrese, LLP

(57) **CLAIM**

The ornamental design for a floor motion lamp, as shown and described.

DESCRIPTION

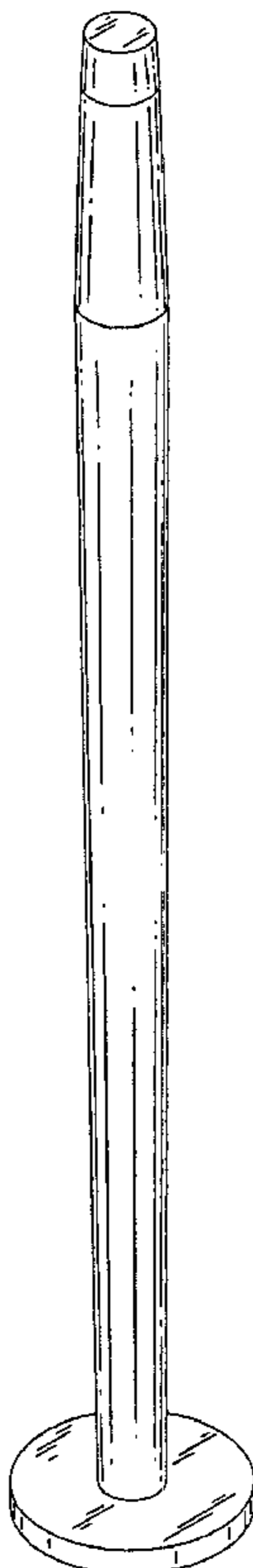
FIG. 1 is a perspective view of the floor motion lamp of FIG. 1;

FIG. 2 is a front elevational view of the floor motion lamp of FIG. 1, which is a mirror image of a rear elevational view (not shown);

FIG. 3 is a top plan view of the floor motion lamp of FIG. 1; and,

FIG. 4 is a bottom plan view of the floor motion lamp of FIG. 1.

1 Claim, 2 Drawing Sheets



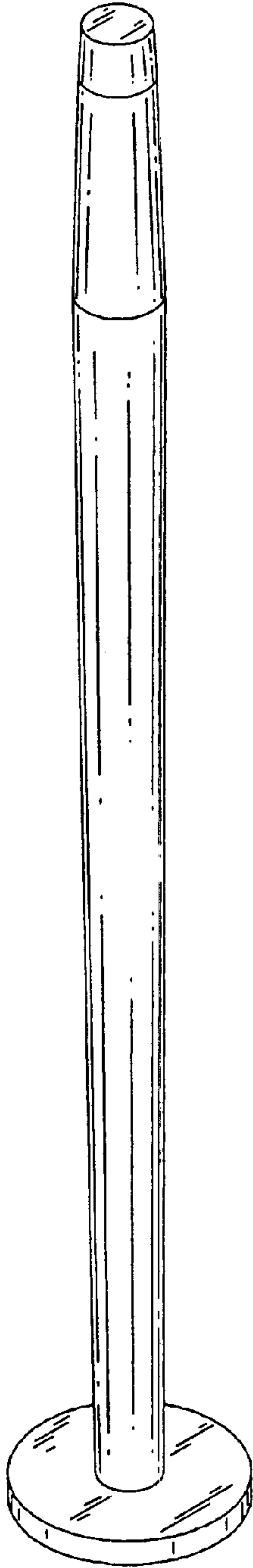


FIG. 1

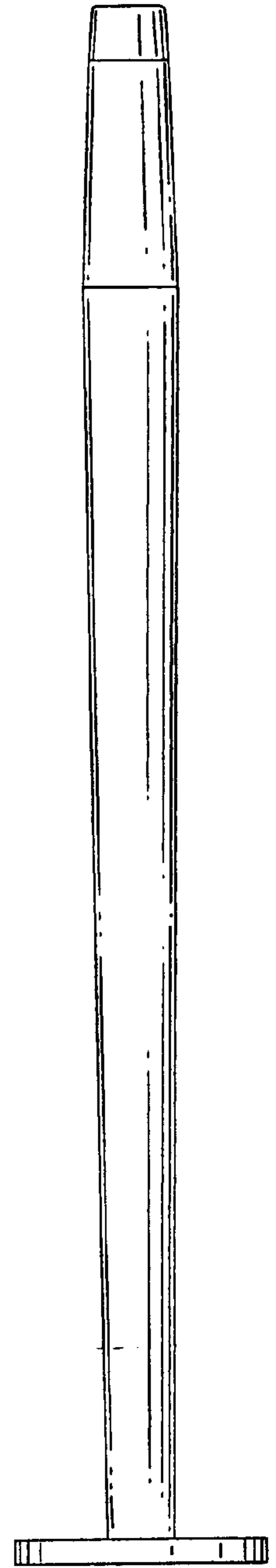


FIG. 2

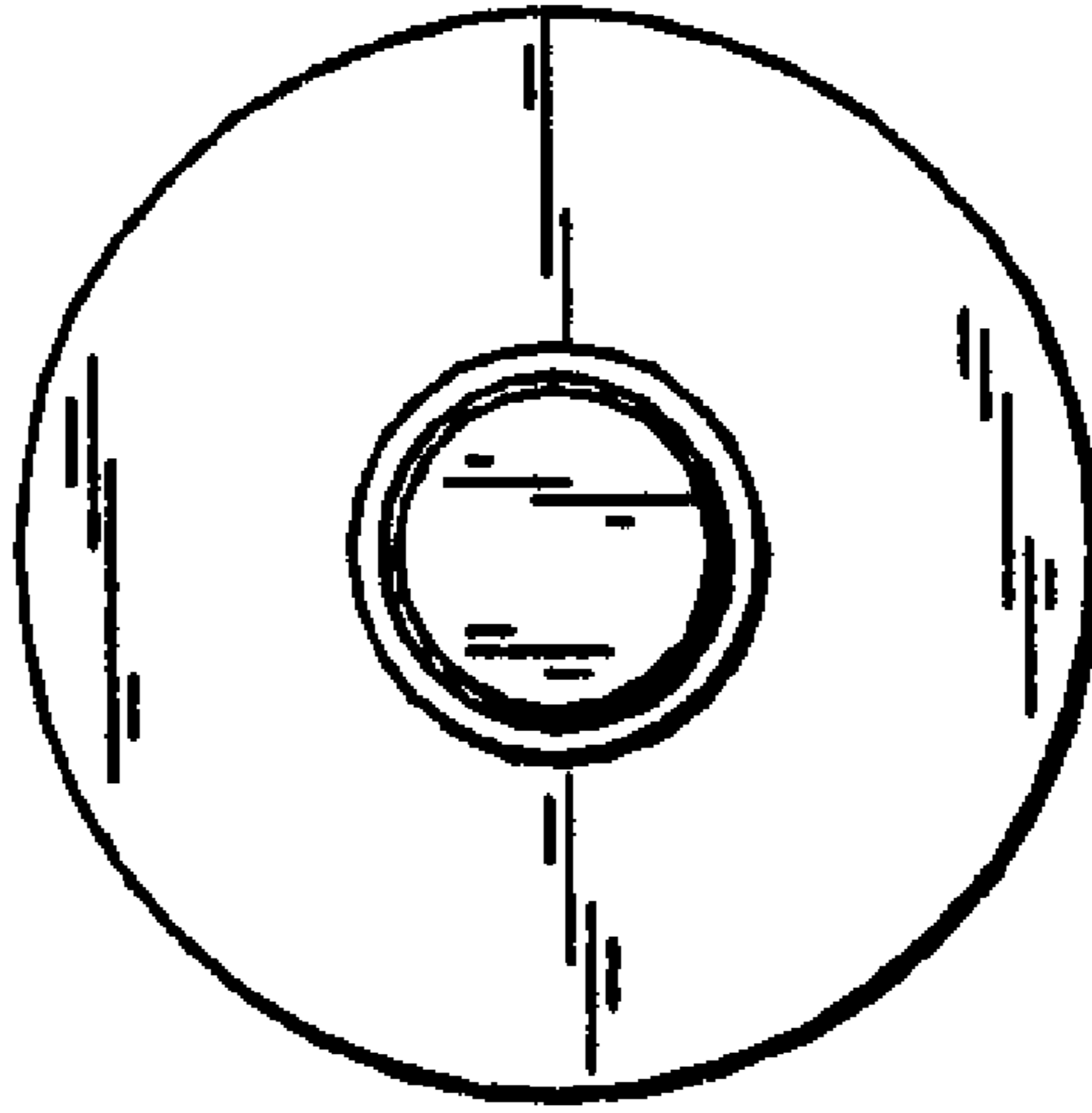


FIG. 3

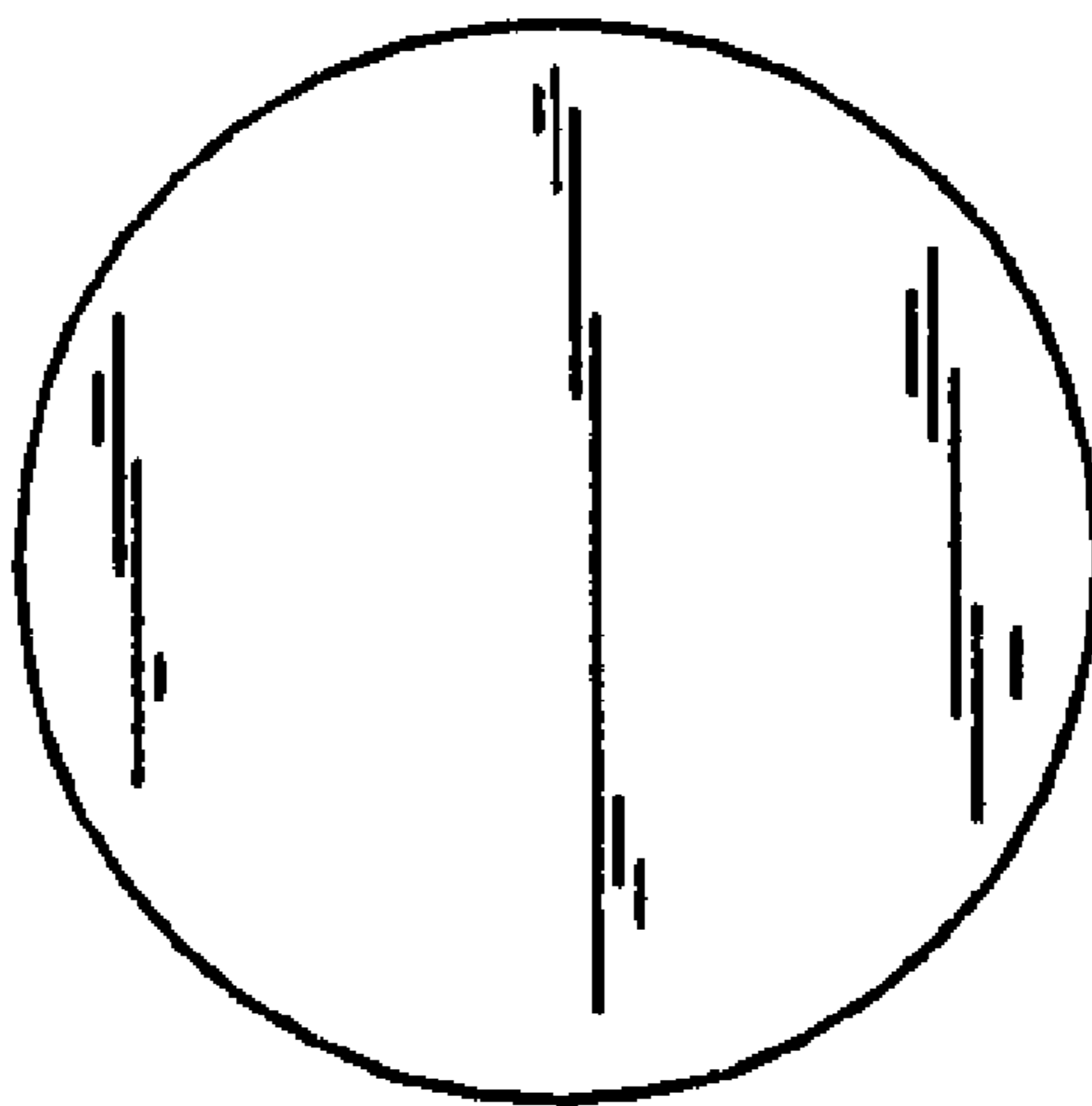


FIG. 4