



US00D484633S

(12) **United States Design Patent**  
**Campagna**

(10) **Patent No.:** **US D484,633 S**

(45) **Date of Patent:** **\*\* Dec. 30, 2003**

(54) **SECURITY PORCH LIGHT**

D363,566 S \* 10/1995 Osteen ..... D26/67  
D417,303 S \* 11/1999 Rahn ..... D26/67

(75) Inventor: **Cary J. Campagna**, Portage, MI (US)

\* cited by examiner

(73) Assignee: **Command Electronics, Inc.**,  
Schoolcraft, MI (US)

*Primary Examiner*—Clare E. Heflin

(\*\*) Term: **14 Years**

(74) *Attorney, Agent, or Firm*—Flynn, Thiel, Boutell &  
Tanis, P.C.

(21) Appl. No.: **29/172,863**

(57) **CLAIM**

(22) Filed: **Dec. 18, 2002**

The ornamental design for a security porch light, as shown  
and described.

(51) **LOC (7) Cl.** ..... **26-05**

**DESCRIPTION**

(52) **U.S. Cl.** ..... **D26/72; D26/85**

(58) **Field of Search** ..... D26/24, 72-92,  
D26/67-71; 362/147, 431, 432, 362

FIG. 1 is a top, front, right side isometric view of a security  
porch light embodying my new design;

FIG. 2 is a top view thereof;

FIG. 3 is a right side view thereof, the left side view being  
identical thereto; and,

FIG. 4 is a front view thereof, the rear view being identical  
thereto.

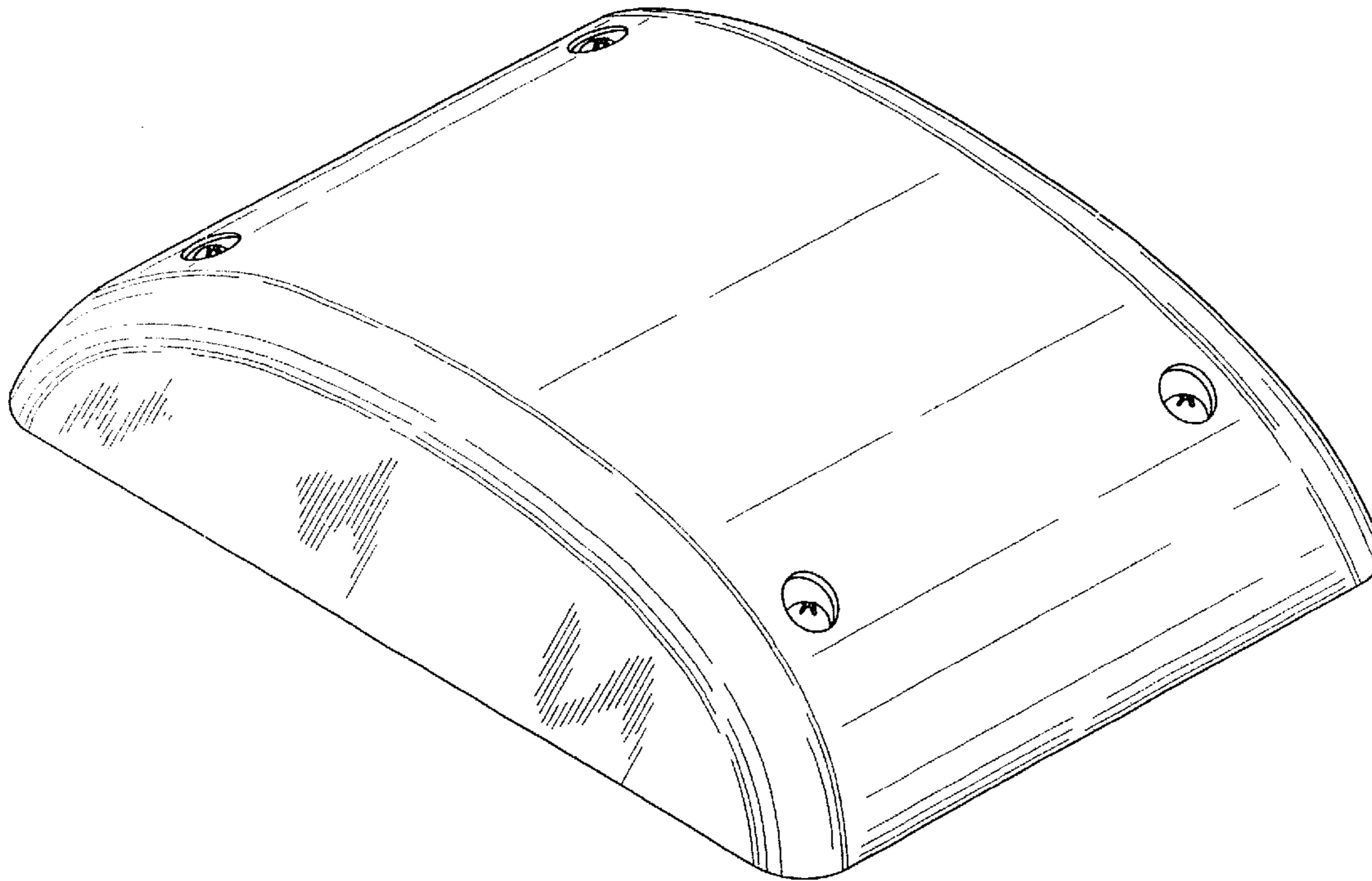
The design of the bottom of the security porch light is not  
being claimed.

(56) **References Cited**

**U.S. PATENT DOCUMENTS**

3,358,133	A	*	12/1967	Thoman et al.	.....	362/362
3,712,978	A	*	1/1973	Lowell	.....	362/437
D323,897	S	*	2/1992	Compton	.....	D26/24
D347,485	S	*	5/1994	Kira	.....	D26/67
D352,126	S	*	11/1994	Ruud et al.	.....	D26/67

**1 Claim, 4 Drawing Sheets**



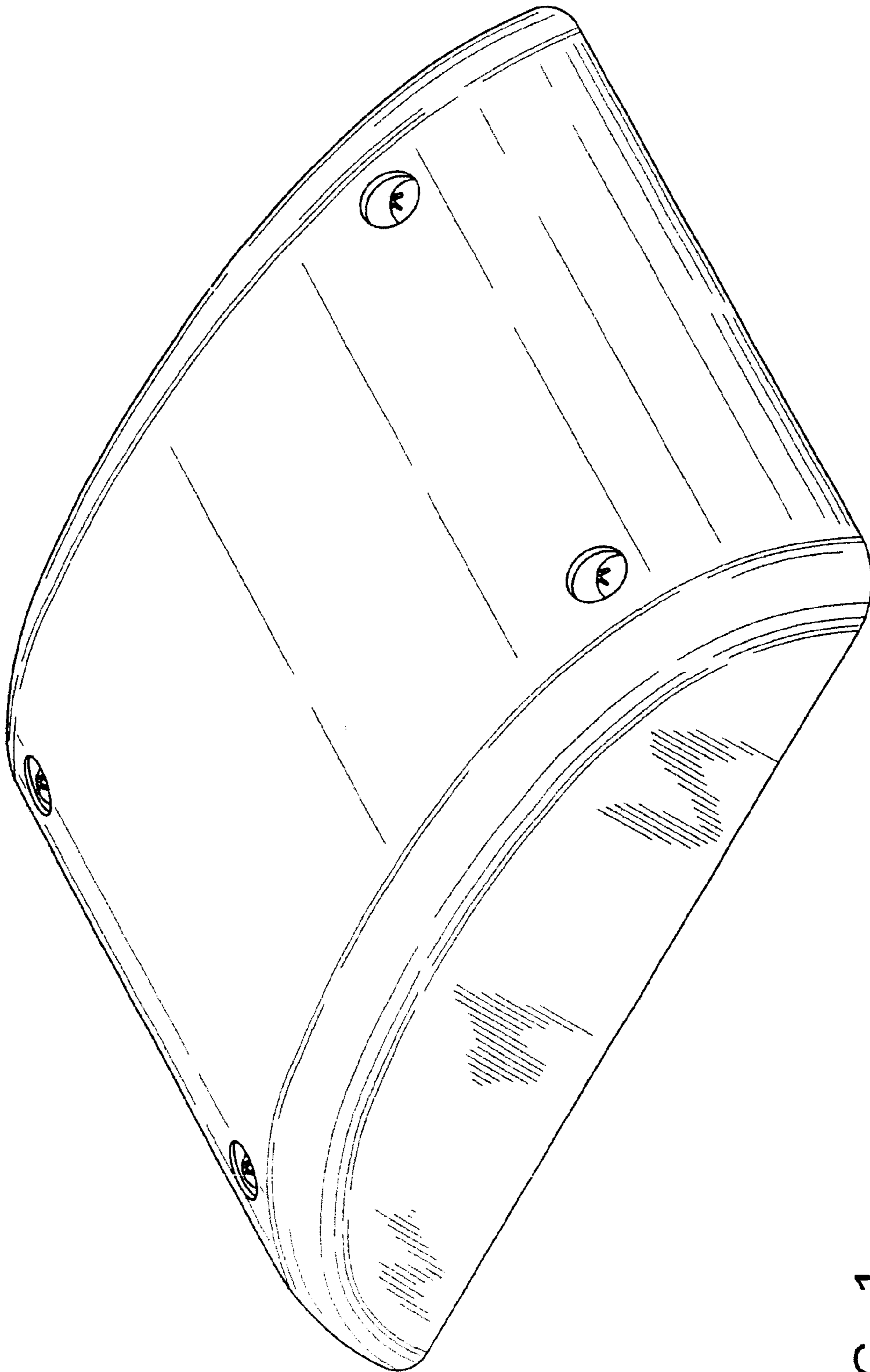


FIG. 1




FIG. 2




FIG. 3

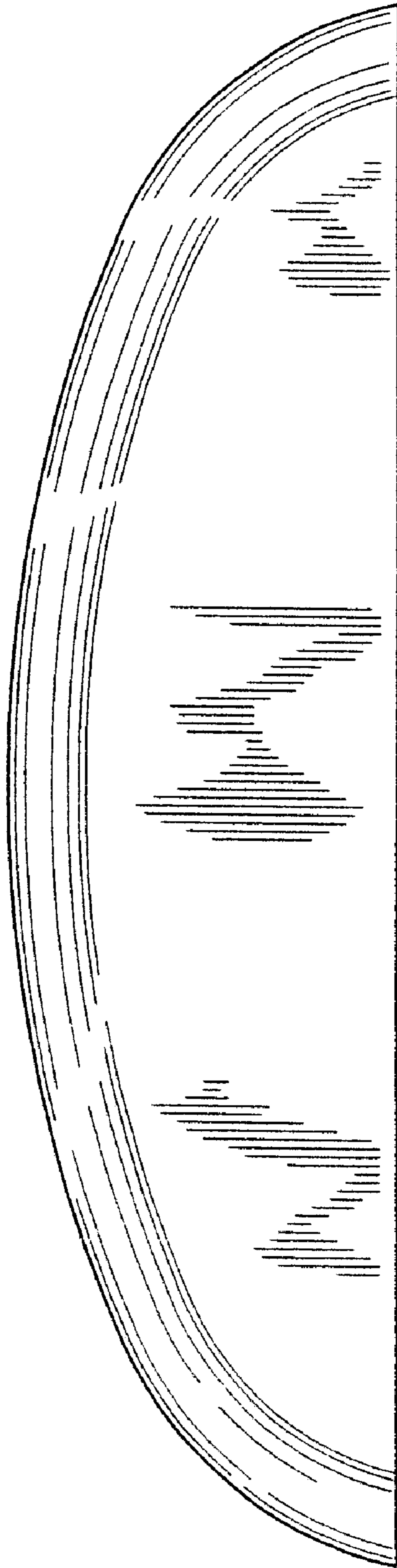


FIG. 4