



US00D484608S

(12) **United States Design Patent**  
**Tinsley**

(10) **Patent No.:** **US D484,608 S**

(45) **Date of Patent:** **\*\* Dec. 30, 2003**

(54) **MESSAGE TOOL**

(76) Inventor: **Ronald E. Tinsley**, 2944 Adams St.,  
Eugene, OR (US) 97405

(\*\*) Term: **14 Years**

(21) Appl. No.: **29/183,034**

(22) Filed: **Jun. 3, 2003**

**Related U.S. Application Data**

(62) Division of application No. 29/161,630, filed on May 31,  
2002, now Pat. No. Des. 475,793.

(51) **LOC (7) Cl.** ..... **28-03**

(52) **U.S. Cl.** ..... **D24/214**

(58) **Field of Search** ..... D24/200, 214;  
601/134, 135, 136, 137

(56) **References Cited**

**U.S. PATENT DOCUMENTS**

D371,442 S \* 7/1996 Semyonova ..... D24/214

D398,402 S \* 9/1998 Kirk et al. .... D24/211  
6,221,034 B1 \* 4/2001 Chaplin ..... 601/137  
D454,959 S \* 3/2002 Harris et al. .... D24/215  
D456,909 S \* 5/2002 Szabo ..... D24/214

\* cited by examiner

*Primary Examiner*—Stella Reid

(74) *Attorney, Agent, or Firm*—Robert E. Howard

(57) **CLAIM**

The ornamental design for a massage tool, as shown and described.

**DESCRIPTION**

FIG. 1 is left side elevation view of a massage tool, the right side elevation view being a mirror image thereof;

FIG. 2 is a top plan view thereof;

FIG. 3 is a front elevation view thereof; and,

FIG. 4 is a rear elevation view thereof.

**1 Claim, 1 Drawing Sheet**

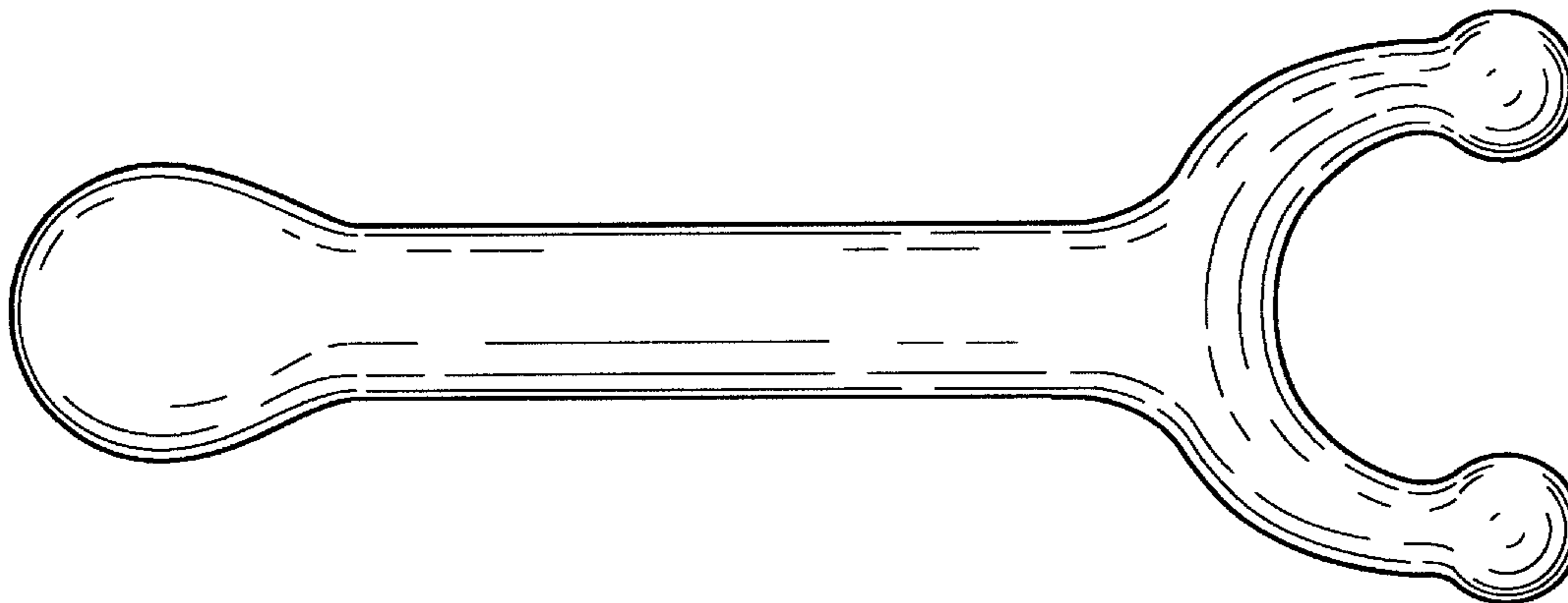


Fig. 1




Fig. 2

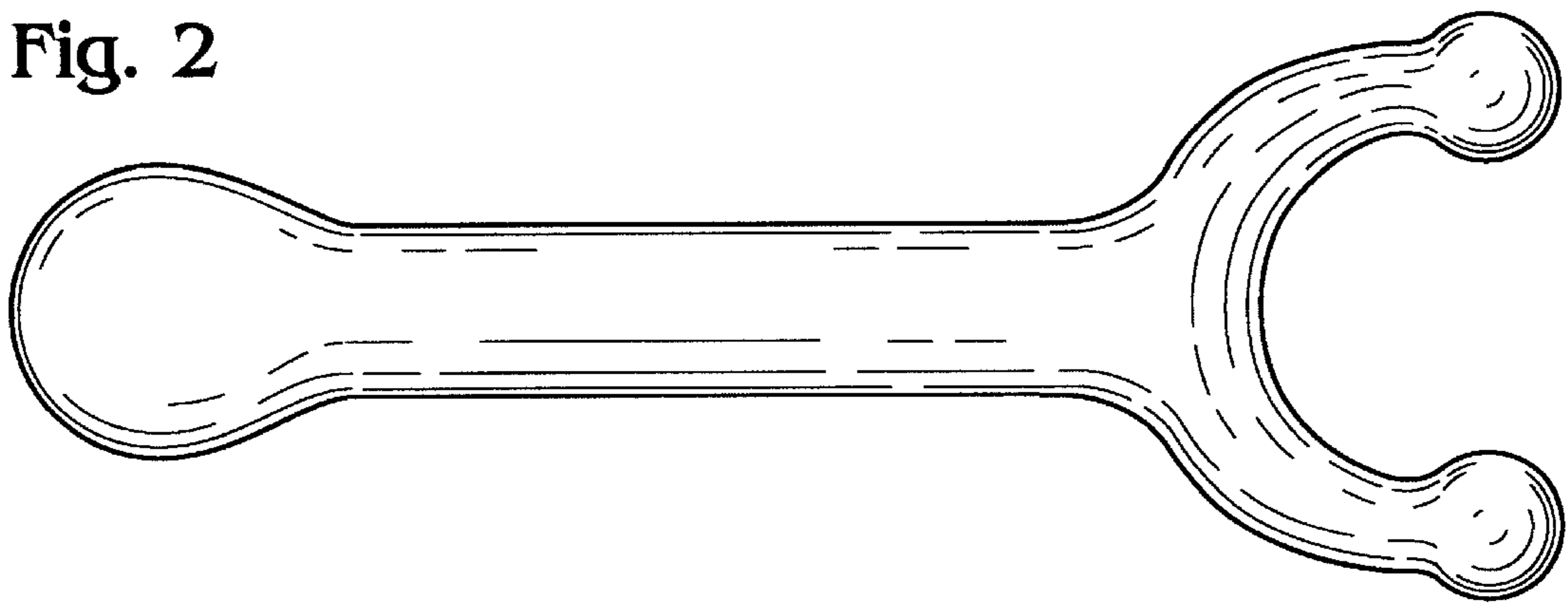


Fig. 3

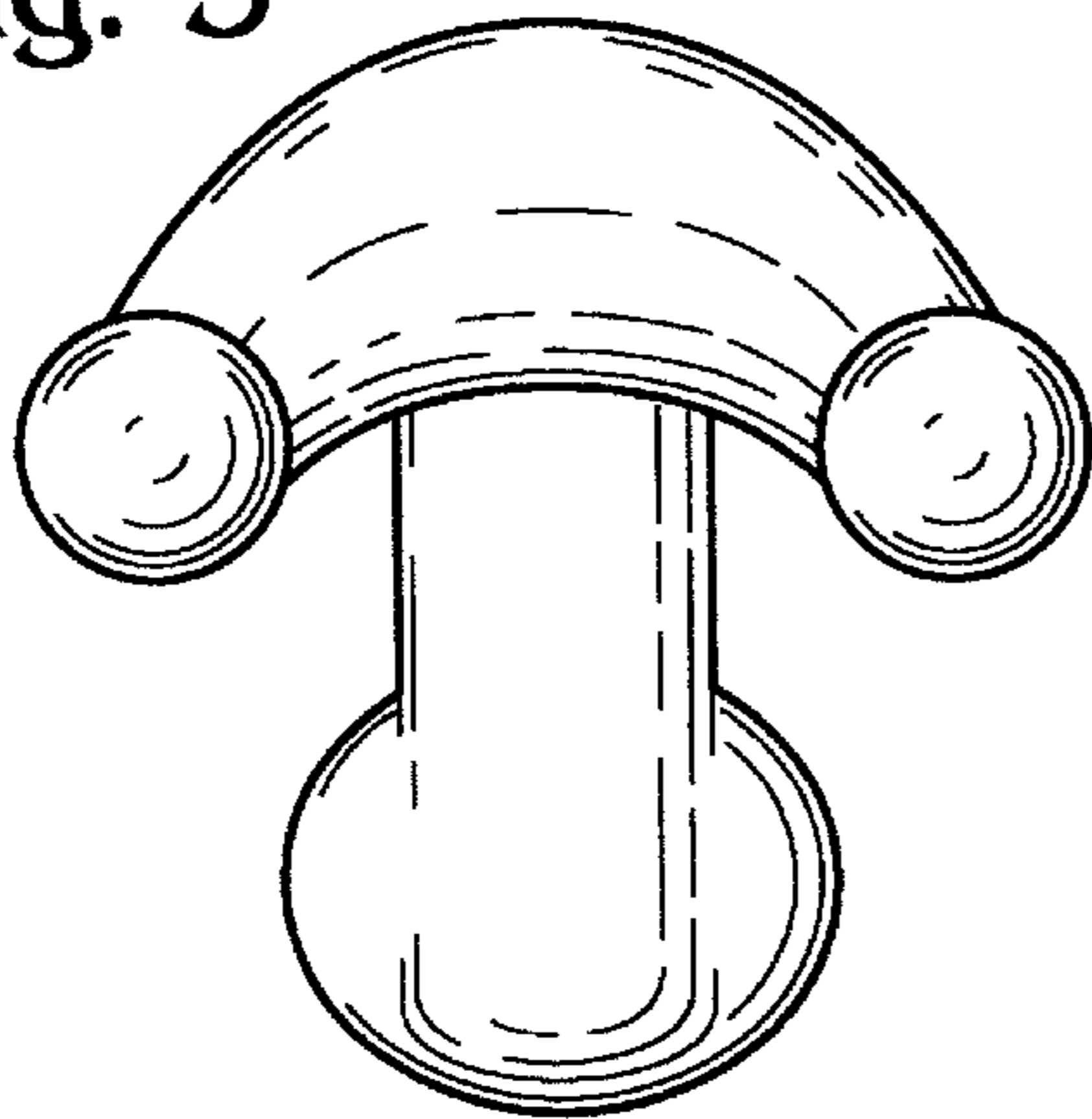


Fig. 4

