



US00D484607S

(12) **United States Design Patent**
Walker et al.

(10) **Patent No.:** **US D484,607 S**

(45) **Date of Patent:** **** Dec. 30, 2003**

(54) **SPA SHELL**

(75) Inventors: **Victor Lee Walker**, Murrieta, CA (US);
Brent Mark Hutchings, Ramona, CA
(US); **Angelo Vito Pugliese, Jr.**, Vista,
CA (US)

(73) Assignee: **Dimension One Spas**, Vista, CA (US)

(**) Term: **14 Years**

(21) Appl. No.: **29/169,713**

(22) Filed: **Oct. 23, 2002**

(51) **LOC (7) Cl.** **24-04**

(52) **U.S. Cl.** **D24/204**

(58) **Field of Search** D24/201, 204,
D24/205; 4/541.1, 541.2, 541.3, 541.4,
541.5, 541.6, 538; D23/277

(56) **References Cited**

U.S. PATENT DOCUMENTS

D269,814 S * 7/1983 Fishel et al. D24/204

D333,699 S * 3/1993 Jacuzzi et al. D23/280.1

D387,870 S * 12/1997 Larsen D24/204

6,324,707 B1 * 12/2001 Larsen et al. 4/541.1

D454,643 S * 3/2002 Gibson et al. D24/204

* cited by examiner

Primary Examiner—Stella Reid

(74) *Attorney, Agent, or Firm*—Fish & Richardson P.C.

(57) **CLAIM**

The ornamental design for a spa shell, as shown and described.

DESCRIPTION

FIG. 1 is a perspective view of a spa shell, showing our new design;

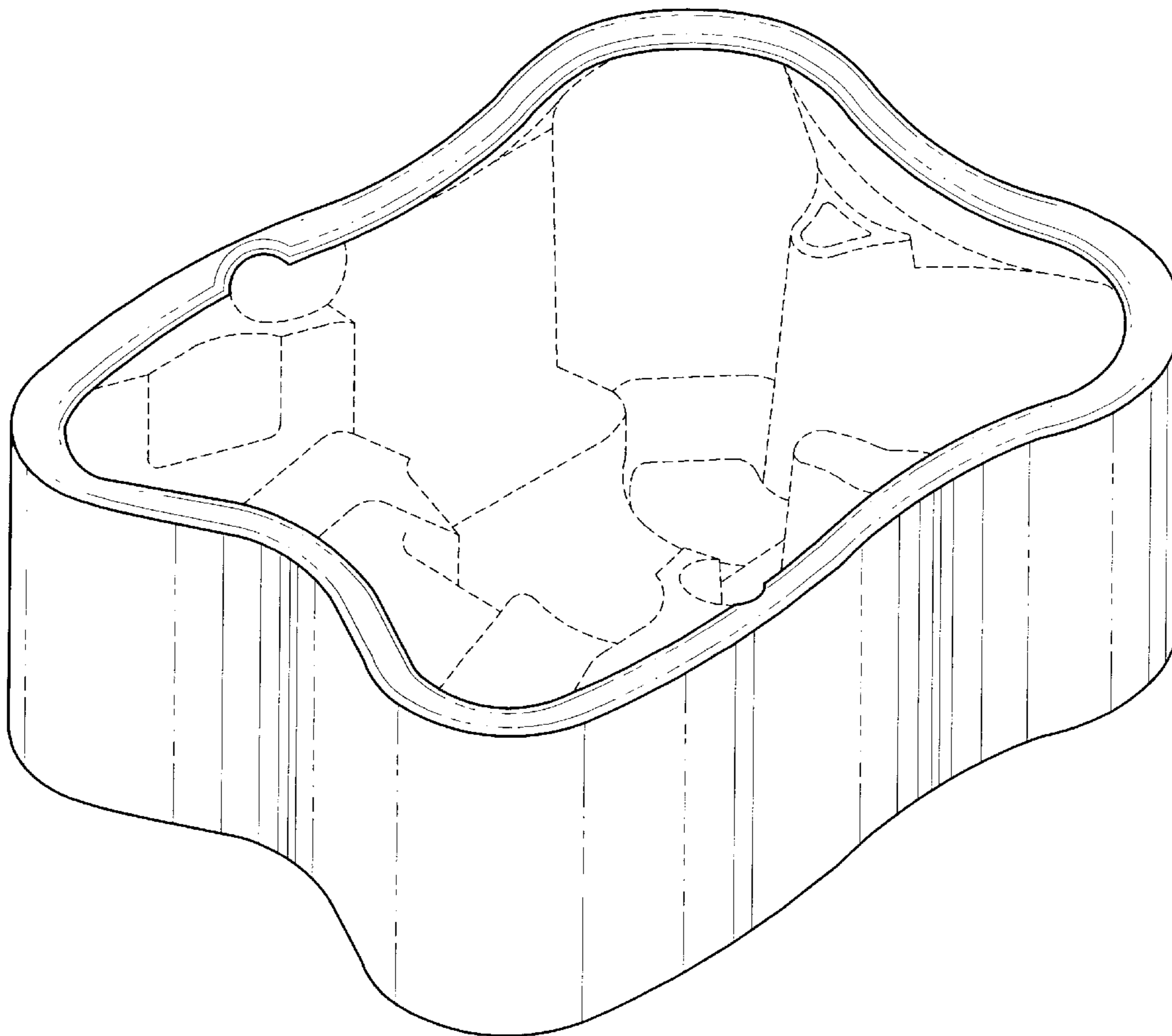
FIG. 2 is a top view thereof;

FIG. 3 is a front view thereof, the rear view being identical thereto; and,

FIG. 4 is a side view thereof.

The broken line showing is for illustrative purposes only and forms no part of the claimed design.

1 Claim, 4 Drawing Sheets



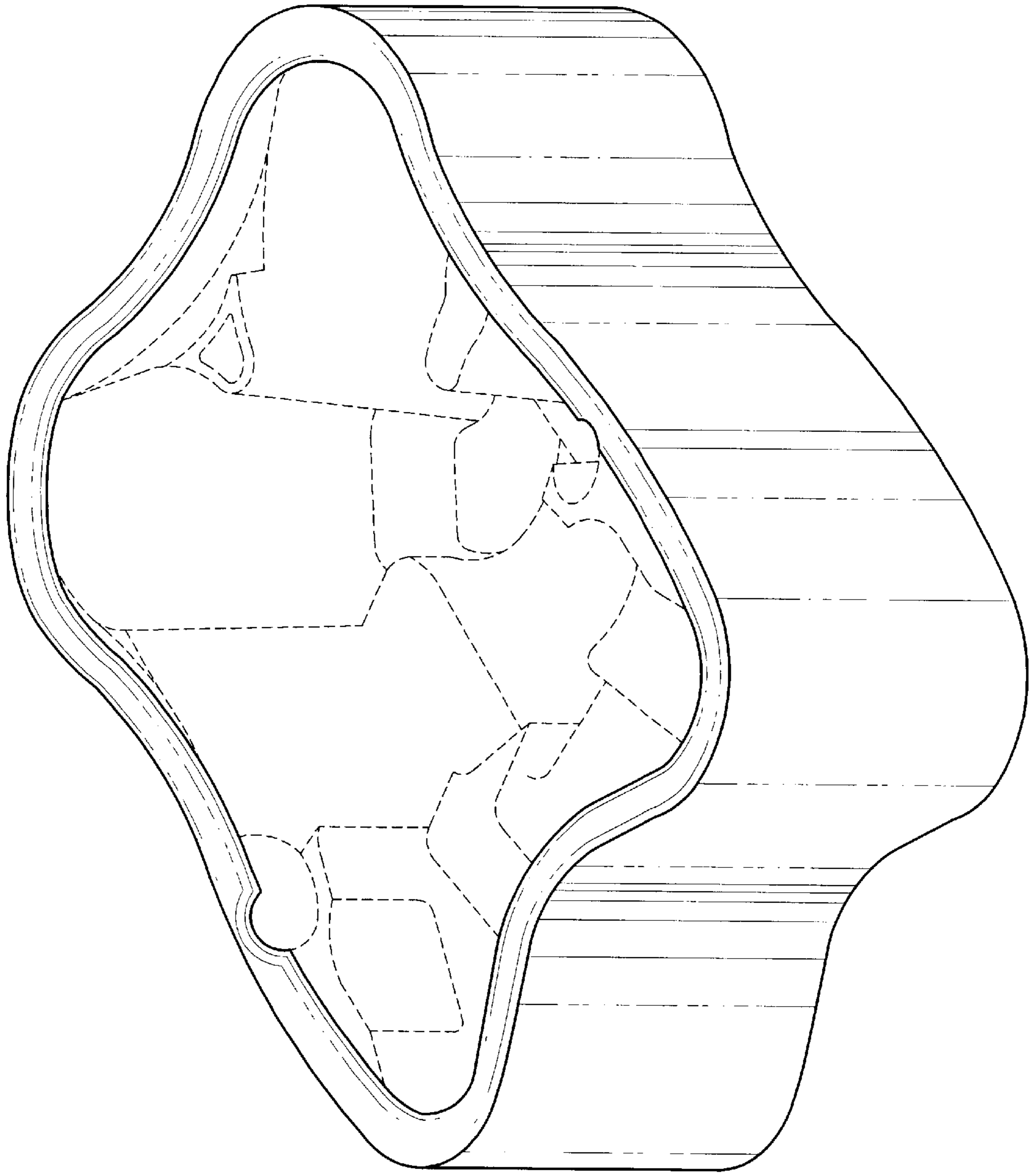


FIG. 1

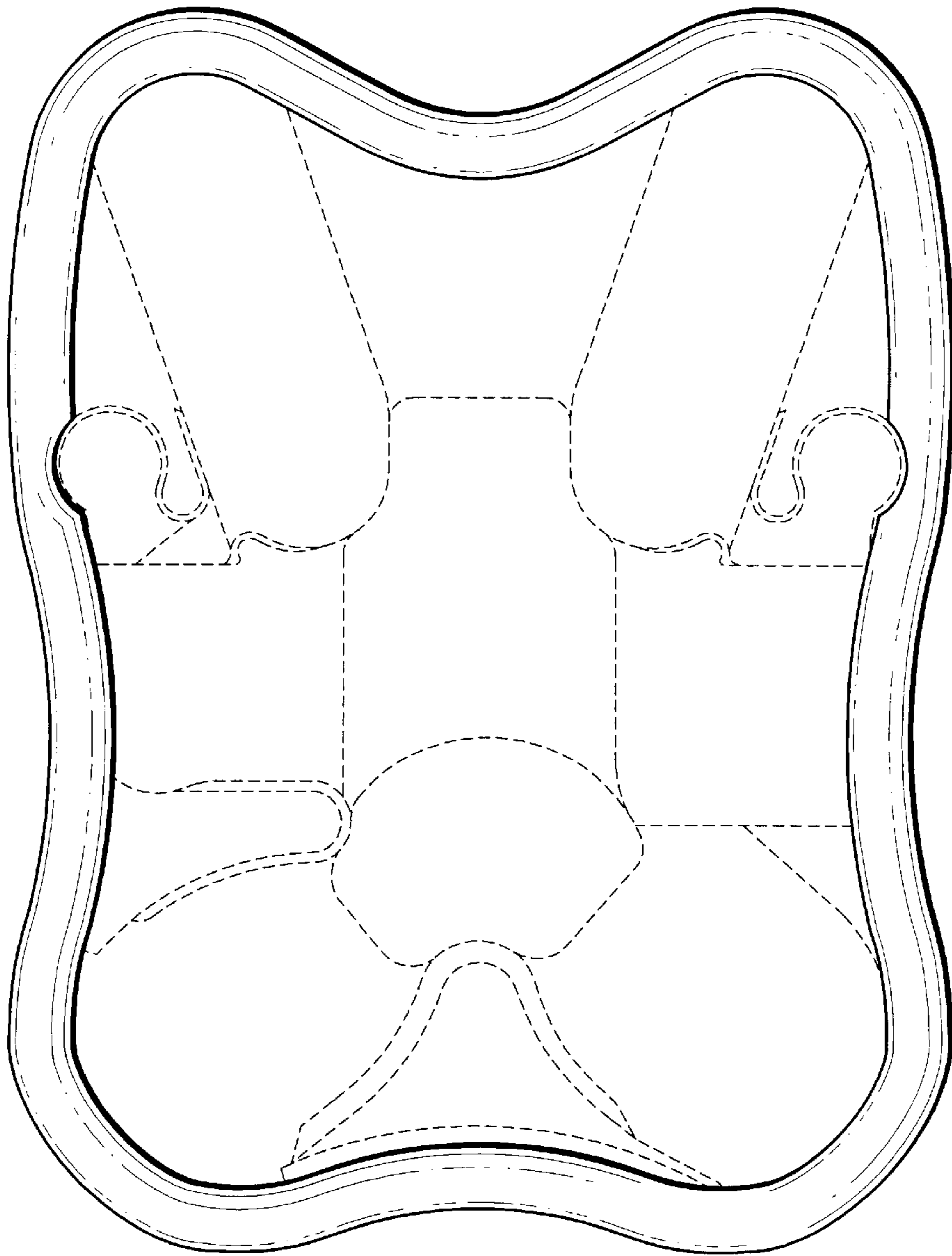


FIG. 2




FIG. 3




FIG. 4