



US00D484604S

(12) **United States Design Patent**
Tramel et al.

(10) **Patent No.:** **US D484,604 S**

(45) **Date of Patent:** **** Dec. 30, 2003**

(54) **DECORATIVE CAST COVER**

(76) Inventors: **Debbie K Tramel**, P.O. Box 748,
Newbern, VA (US) 24126; **Brenda
Barton**, Rte. 1 Box 185, Vallscreenk,
WV (US) 24815; **Betty L Mullins**, P.O.
Box 183, Hurley, VA (US) 24620; **Dee
Dee F Conte**, 375 Ivanhoe Rd., Max
Meadows, VA (US) 24360

(**) Term: **14 Years**

(21) Appl. No.: **29/146,839**

(22) Filed: **Aug. 17, 2001**

(51) **LOC (7) Cl.** **24-04**

(52) **U.S. Cl.** **D24/190; D29/170.1**

(58) **Field of Search** D24/190, 189;
602/3; 2/16, 59; D2/901, 980, 983

(56) **References Cited**

U.S. PATENT DOCUMENTS

- 4,139,003 A * 2/1979 Little et al. 602/3
- 4,523,586 A * 6/1985 Couri 602/3
- 4,646,727 A 3/1987 Chambers
- 4,927,025 A 5/1990 Thompson et al.

- 4,986,265 A * 1/1991 Caponi 602/3
- 5,070,630 A 12/1991 Edmundson
- D340,524 S 10/1993 Russell
- D388,517 S * 12/1997 Figueroa D24/190
- D395,087 S 6/1998 Devries
- D404,817 S 1/1999 Gomez

* cited by examiner

Primary Examiner—Stella Reid


(57) **CLAIM**

The ornamental design for a decorative cast cover, as shown and described.

DESCRIPTION

FIG. 1 is a front elevational view of a decorative cast cover, showing our new design;
 FIG. 2 is a rear elevational view thereof;
 FIG. 3 is a left side elevational view thereof;
 FIG. 4 is a right side elevational view thereof; and,
 FIG. 5 is a top plan view thereof, the bottom plan view being a mirror image thereof.
 The broken line showing of the smiley faces on FIGS. 1-4 is for illustrative purposes only and forms no part of the claimed design.

1 Claim, 3 Drawing Sheets



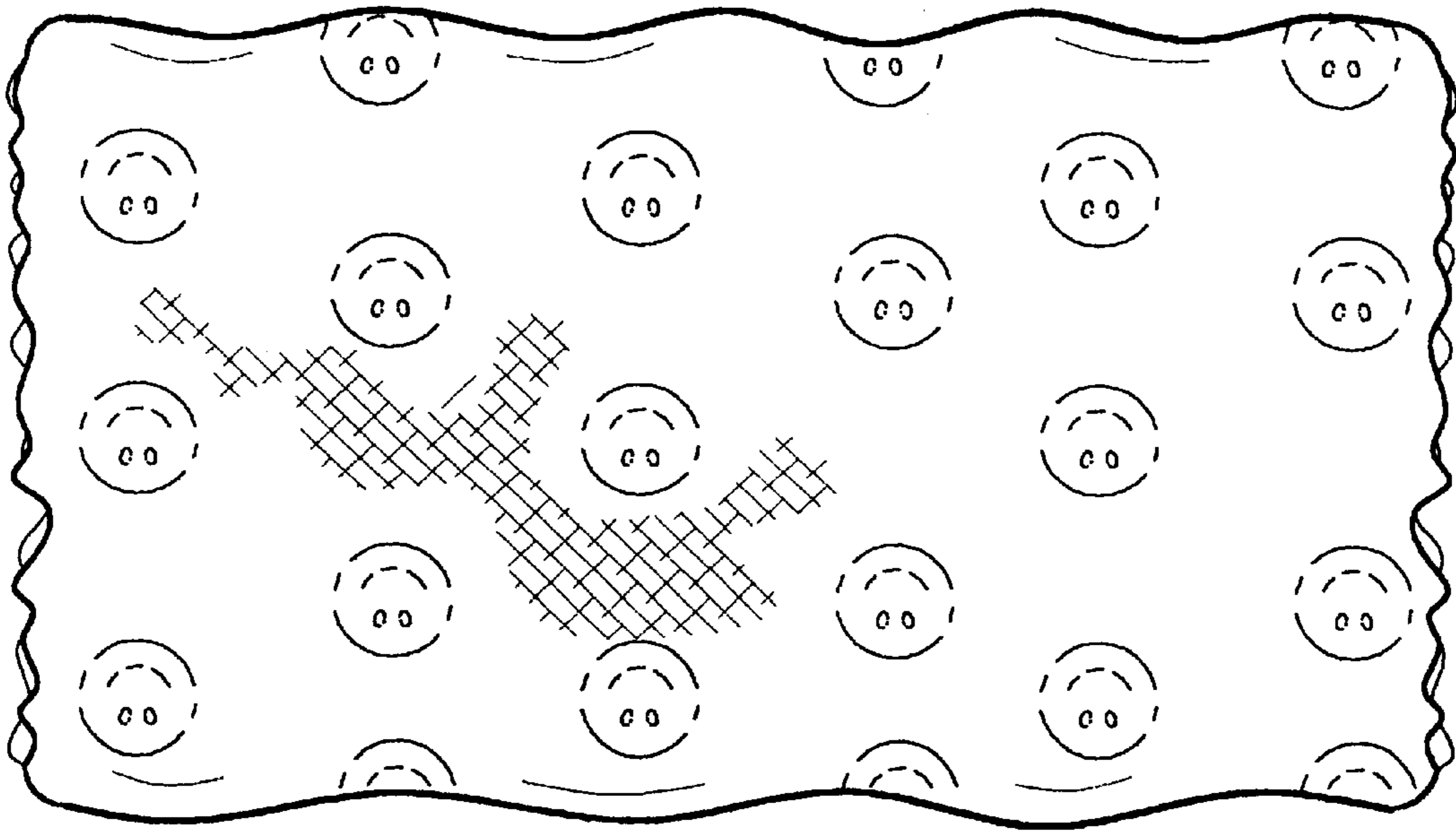


FIG. 1

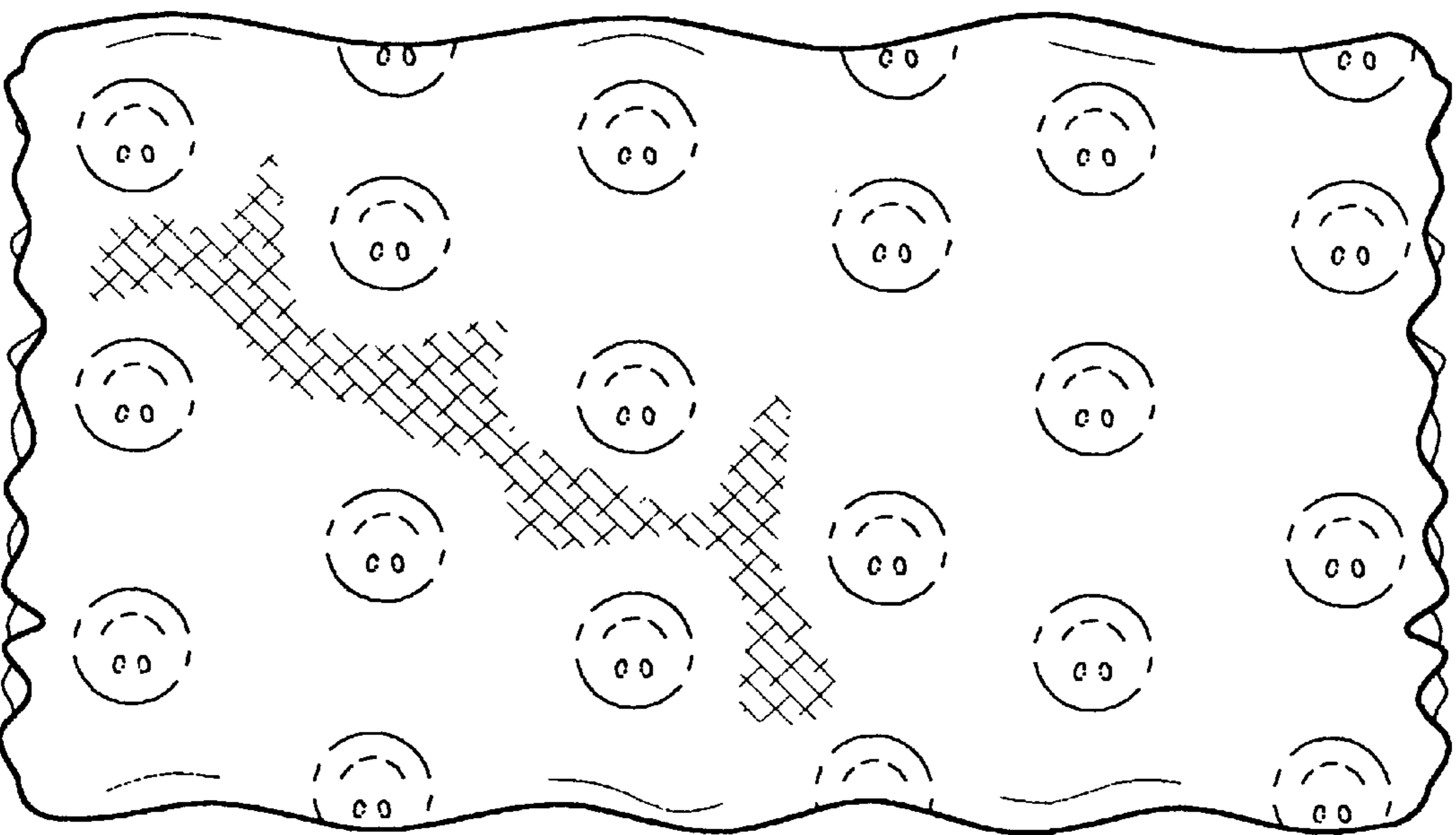


FIG. 2




FIG. 4

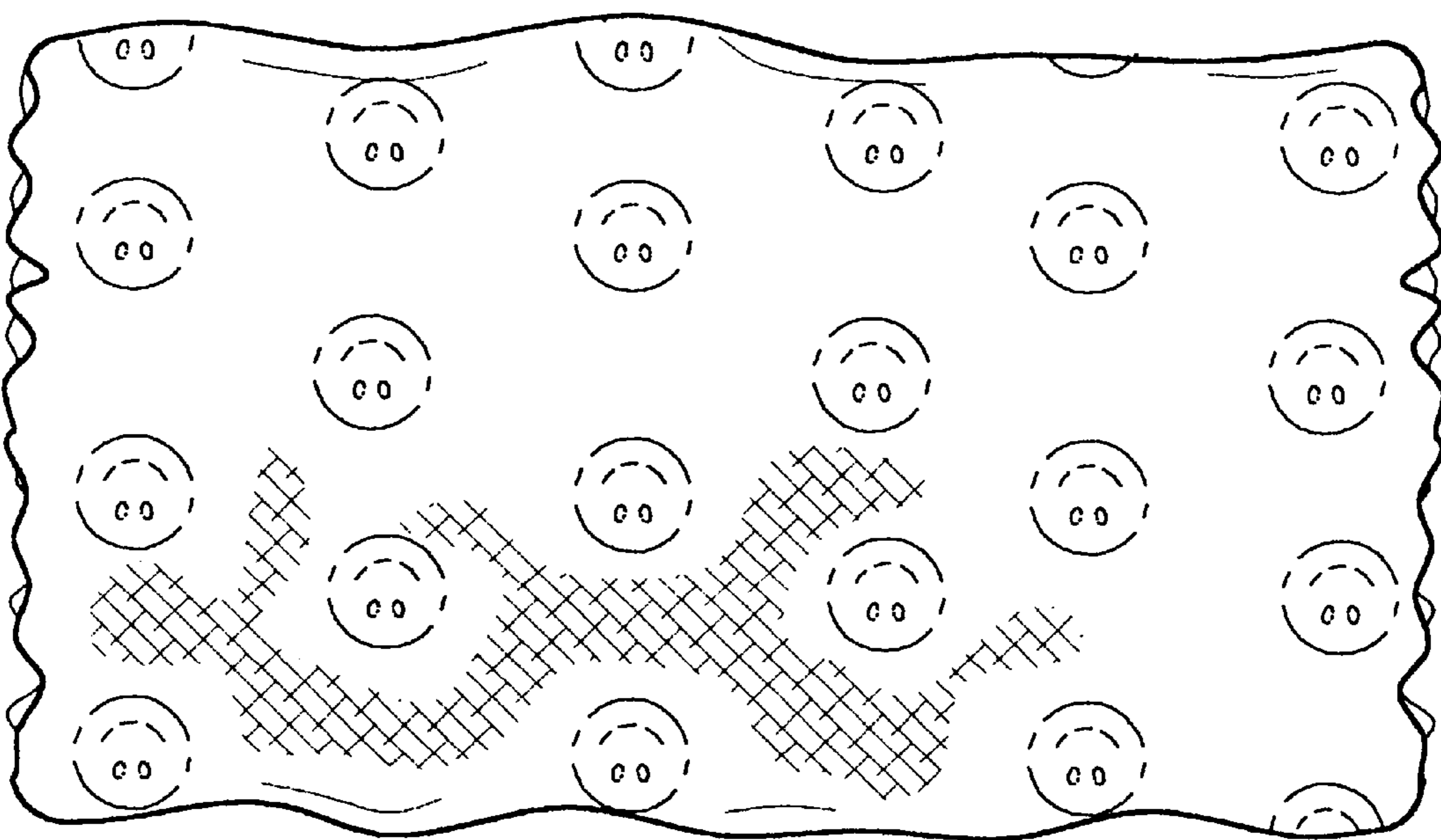


FIG. 3




FIG. 5