



US00D484571S

(12) **United States Design Patent**
Neal

(10) **Patent No.:** **US D484,571 S**

(45) **Date of Patent:** **** Dec. 30, 2003**

- (54) **CUP FOR PAINT SPRAYER**
- (75) **Inventor:** **Stanley D. Neal, Mt. Juliet, TN (US)**
- (73) **Assignee:** **Campbell Hausfeld/Scott Fetzer Company, Harrison, OH (US)**
- (**) **Term:** **14 Years**
- (21) **Appl. No.:** **29/179,012**
- (22) **Filed:** **Apr. 3, 2003**

- D313,462 S 1/1991 Hart et al.
- D321,747 S * 11/1991 Burns D23/225
- D324,722 S * 3/1992 Nordeen D23/225
- D327,528 S 6/1992 Sears et al.
- D331,095 S 11/1992 Steinberg
- D347,047 S 5/1994 Wood
- D349,558 S * 8/1994 Albers D23/225
- D358,451 S * 5/1995 Shaw D23/225
- D391,626 S 3/1998 Spriegel
- D431,279 S 9/2000 Spriegel
- D441,832 S 5/2001 DiMatteo
- D461,226 S 8/2002 Hunter
- D467,991 S 12/2002 Ibele

Related U.S. Application Data

- (62) Division of application No. 29/168,788, filed on Oct. 9, 2002, now Pat. No. Des. 476,061.
- (51) **LOC (7) Cl.** **23-01**
- (52) **U.S. Cl.** **D23/225**
- (58) **Field of Search** D23/213, 225; 239/302, 310, 316; D9/530

* cited by examiner

Primary Examiner—Robin V. Taylor
(74) *Attorney, Agent, or Firm*—Jones Day

(57) **CLAIM**

The ornamental design for a cup for paint sprayer, as shown and described.

DESCRIPTION

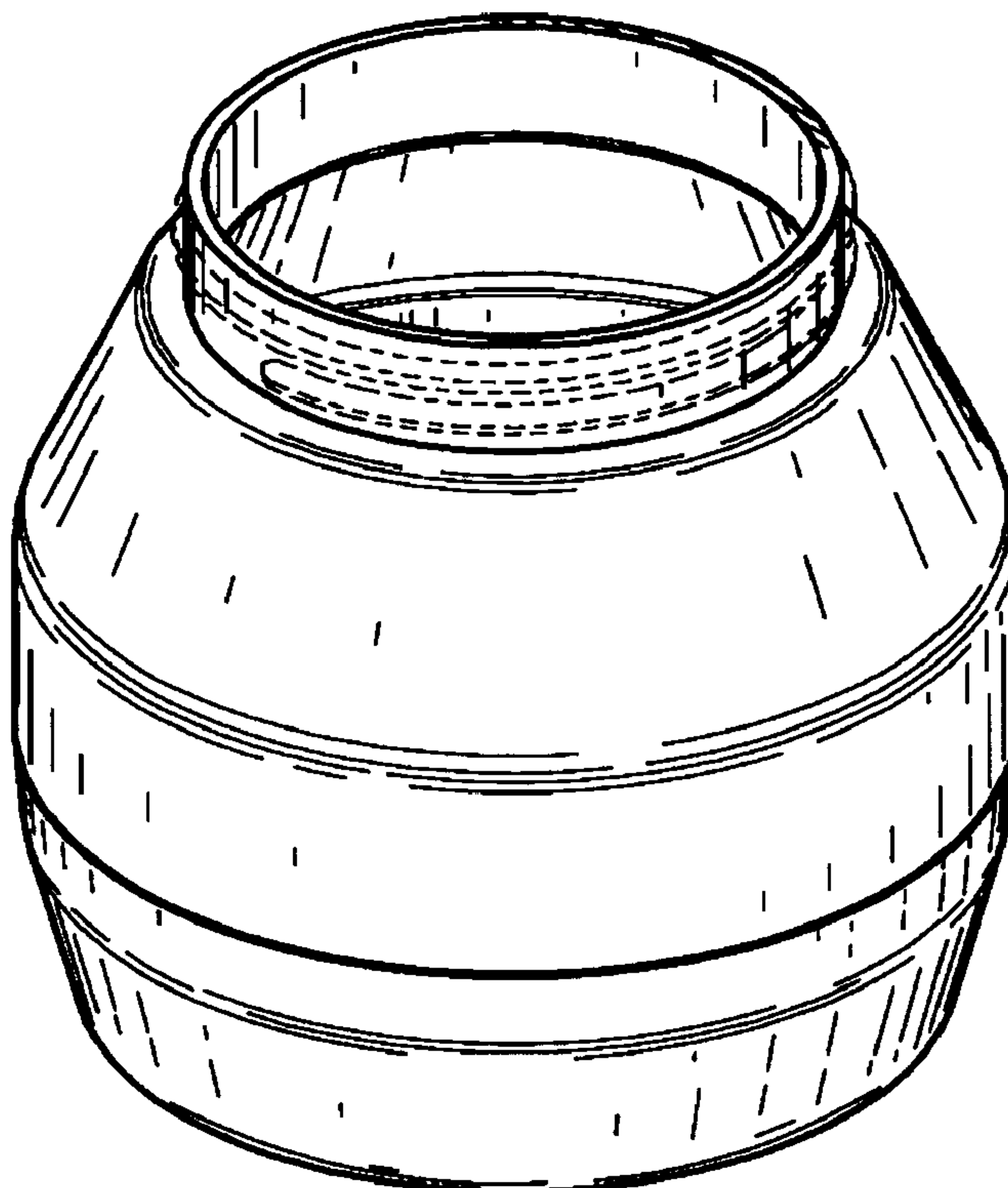
FIG. 1 is a perspective view of the cup of my new design; FIG. 2 is a top view thereof; FIG. 3 is a bottom view thereof; and, FIG. 4 is a front view thereof, the rear view, left side view, and right side view being identical to the front view with the exception of the placement of the screw threads, shown in phantom. The broken lines showings of FIGS. 1–4 are for illustrative purposes only and form no part of the claimed design.

(56) **References Cited**

U.S. PATENT DOCUMENTS

- D237,796 S 11/1975 Wagner
- D251,382 S 3/1979 Reed
- D251,602 S 4/1979 Widmer
- D286,426 S 10/1986 Lin
- D286,906 S 11/1986 Gibbs
- D295,659 S 5/1988 Born
- D297,350 S 8/1988 Kille
- D309,858 S * 8/1990 Meyersburg D9/532
- D311,240 S 10/1990 Born

1 Claim, 1 Drawing Sheet



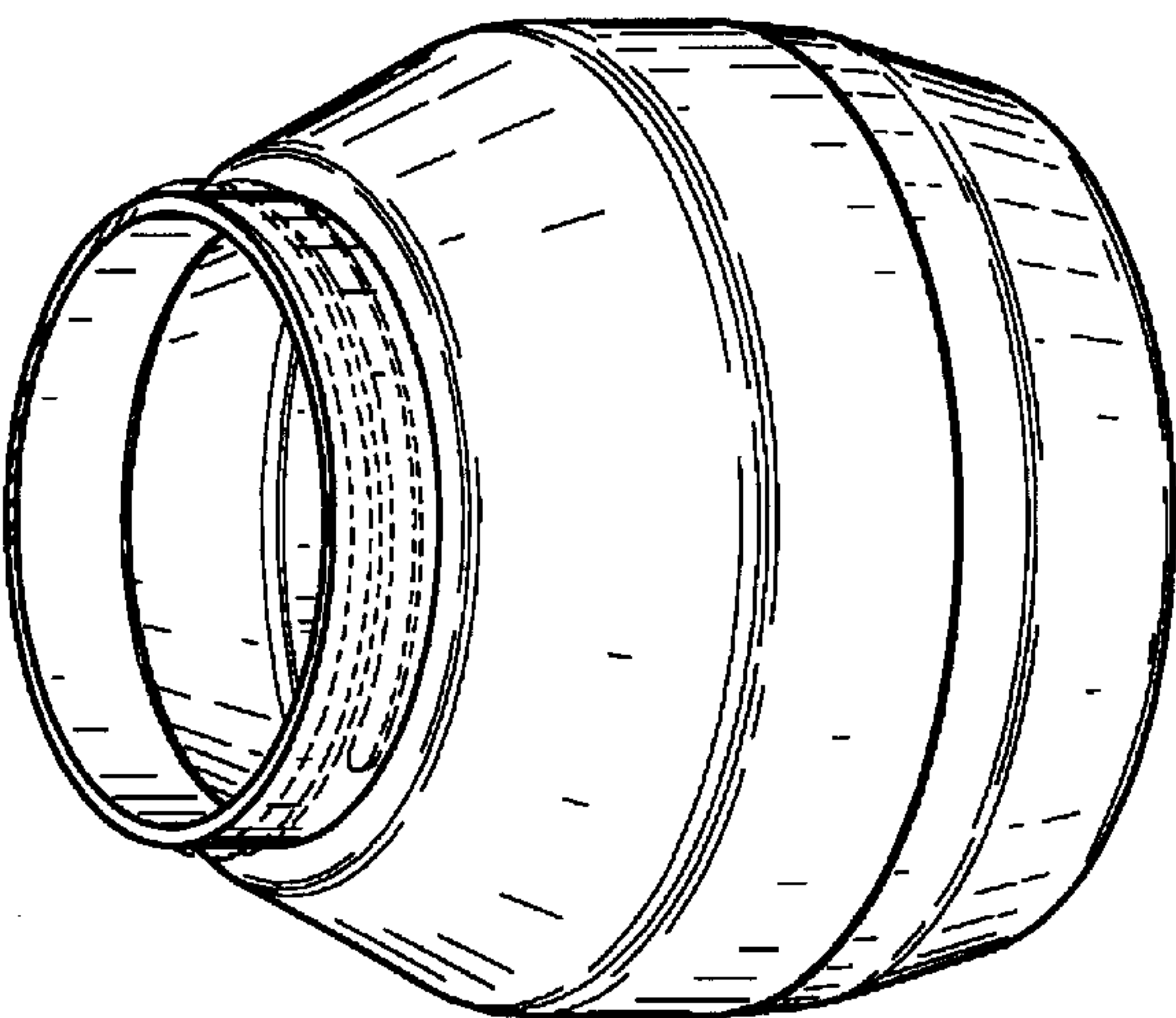


Fig.1

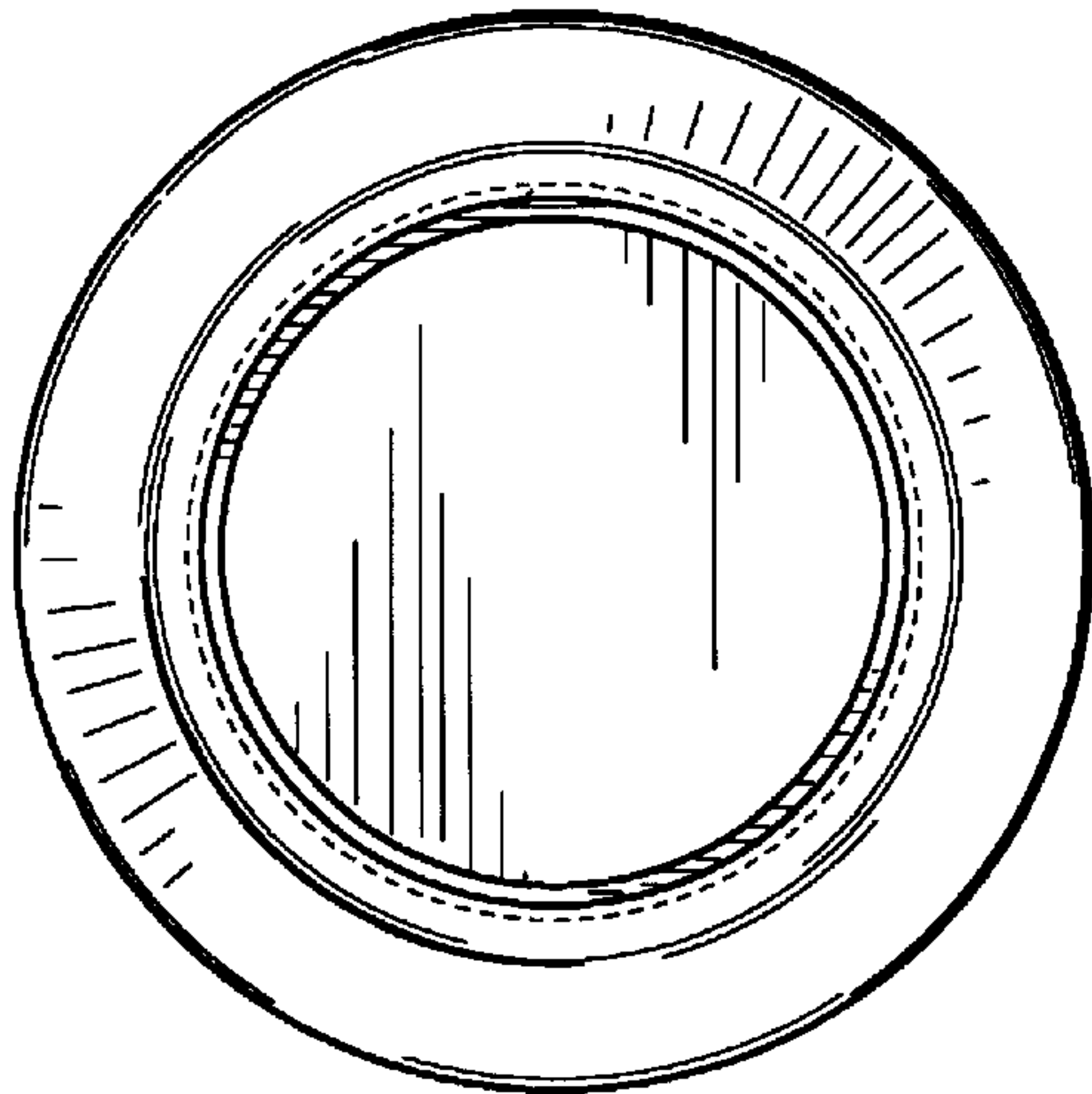


Fig.2

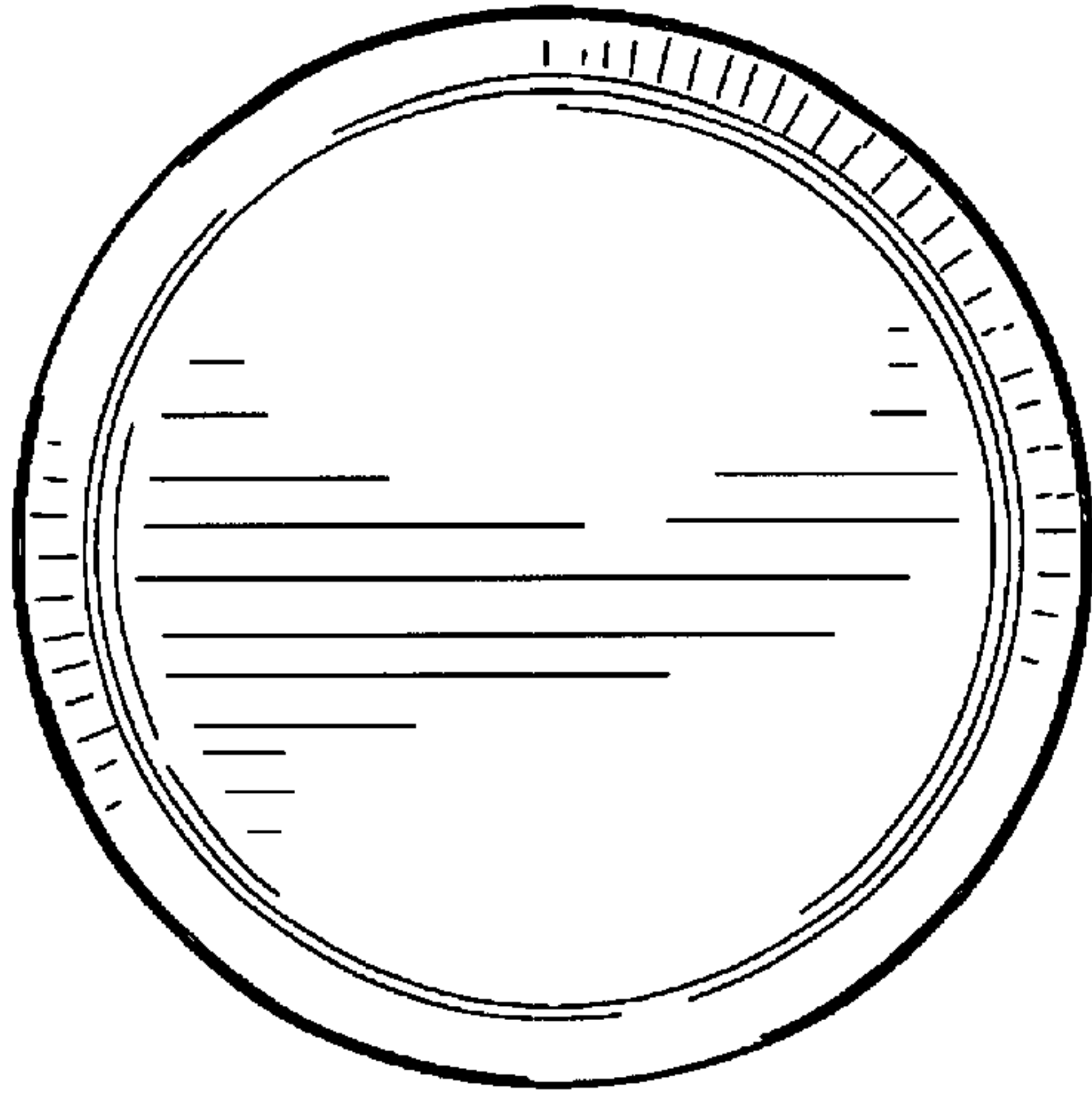


Fig.3




Fig.4