



US00D484564S

(12) **United States Design Patent**  
**Edevold**

(10) **Patent No.:** **US D484,564 S**

(45) **Date of Patent:** **\*\* Dec. 30, 2003**

(54) **PERFORATED STRAINER-SCOOP**

*Primary Examiner*—Catherine R. Oliver

(76) Inventor: **Mark Ronald Edevold**, 146 Main St.,  
Gonvick, MN (US) 56644

(\*\*) Term: **14 Years**

(21) Appl. No.: **29/177,737**

(22) Filed: **Mar. 14, 2003**

(51) **LOC (7) Cl.** ..... **22-05**

(52) **U.S. Cl.** ..... **D22/135; D22/134**

(58) **Field of Search** ..... D22/134, 135,  
D22/149, 199; 43/4, 5; 294/26, 61, 1.1;  
D7/653, 654, 682

(56) **References Cited**

**U.S. PATENT DOCUMENTS**

|               |         |                       |         |
|---------------|---------|-----------------------|---------|
| 545,826 A     | 9/1895  | Shuman .....          | 294/55  |
| 3,722,940 A * | 3/1973  | Misjak .....          | 294/1.1 |
| 3,747,253 A   | 7/1973  | Gangi et al. ....     | 43/4    |
| D293,066 S    | 12/1987 | Ferm et al. ....      | D7/692  |
| 4,769,939 A   | 9/1988  | Gonska et al. ....    | 43/4    |
| 5,072,538 A   | 12/1991 | Hendricks et al. .... | 43/4    |
| D426,353 S    | 6/2000  | Renforth .....        | D30/162 |
| D437,747 S *  | 2/2001  | Kwok .....            | D7/682  |
| D460,993 S *  | 7/2002  | Smith .....           | D22/134 |

**OTHER PUBLICATIONS**

U.S. patent application Ser. No. 10/144,086, filed May 10,  
2002, Edevold.

\* cited by examiner

(57) **CLAIM**

The ornamental design for a perforated strainer-scoop, as  
shown and described.

**DESCRIPTION**

FIG. 1 is a left side elevational view of the perforated  
strainer scoop showing my new design;

FIG. 2 is a right side elevational view of the perforated  
strainer scoop;

FIG. 3 is a bottom plan view of the perforated strainer scoop;

FIG. 4 is a perspective view of the perforated strainer-scoop

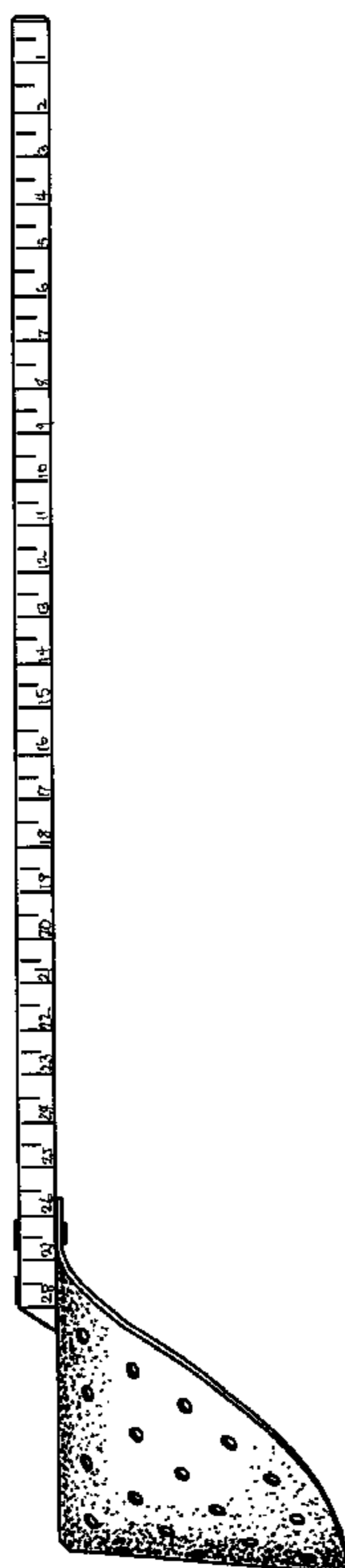
FIG. 5 is a rear elevational view of the perforated strainer-  
scoop; and,


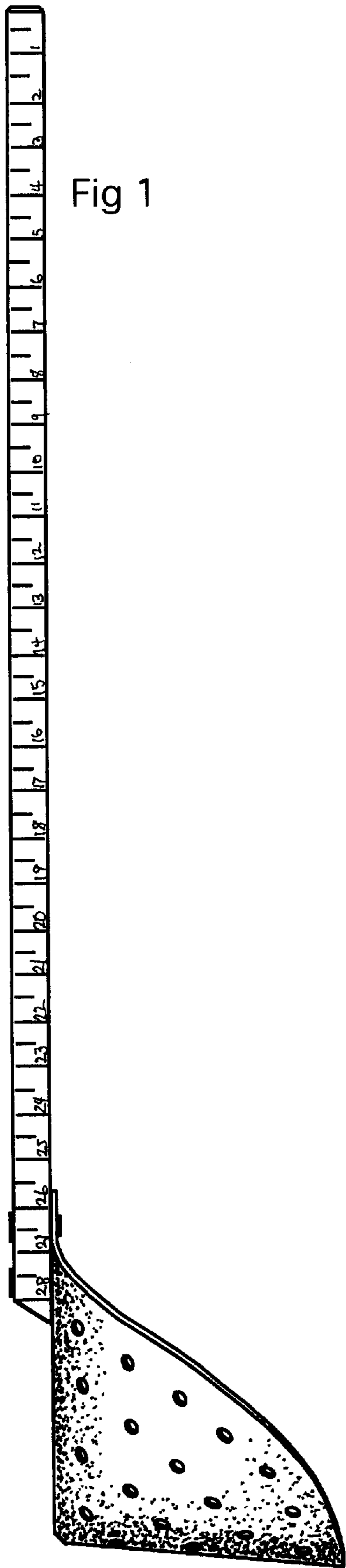
FIG. 6 is a front elevational view of the perforated strainer-  
scoop.

The handle shown broken away in FIGS. 5 and 6 for  
convenience of illustration.

My perforated strainer-scoop is characterized by an asym-  
metrical conical perforated strainer-scoop attached to a  
rectangular wood handle with ruled markings.

**1 Claim, 3 Drawing Sheets**





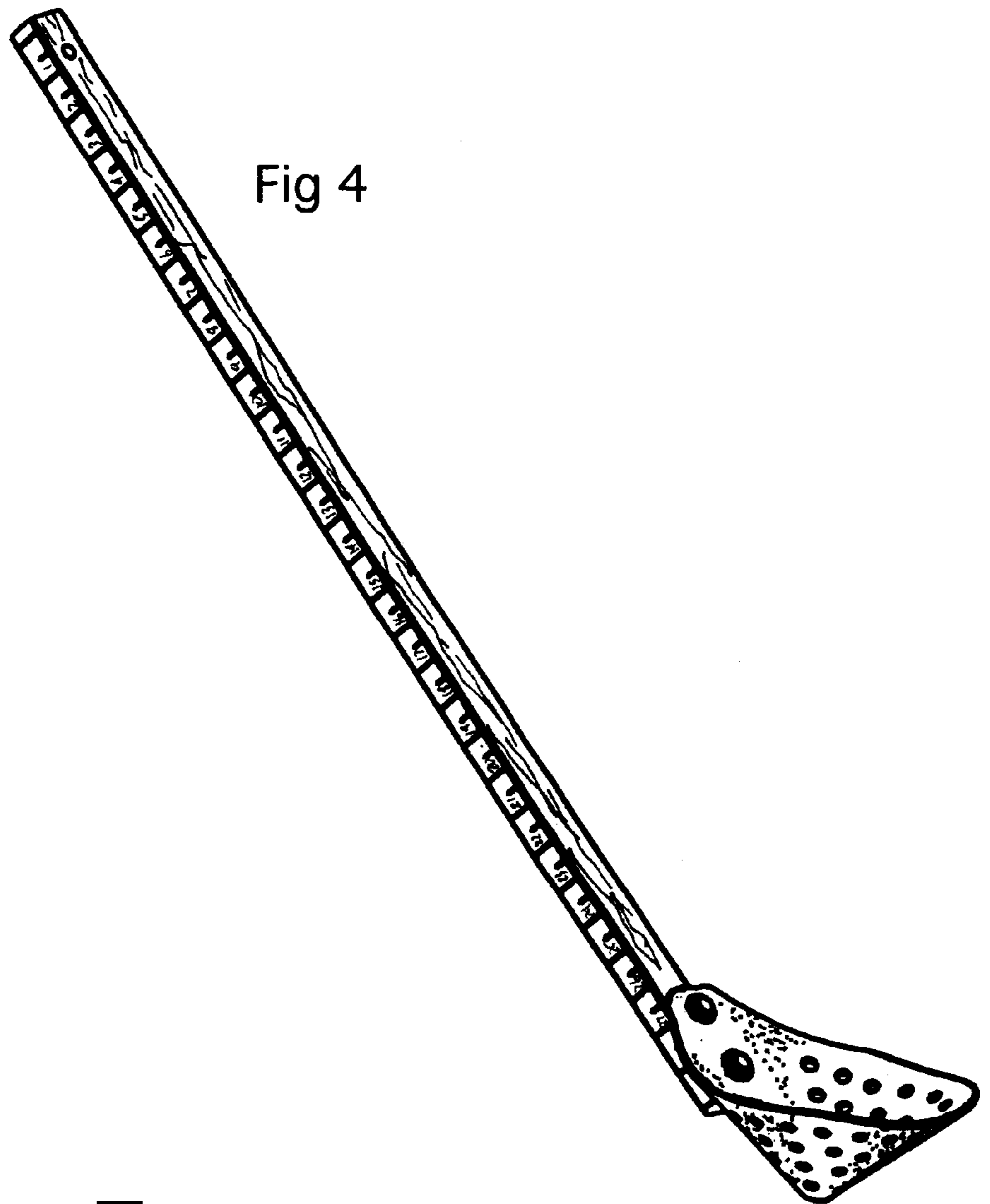


Fig 4

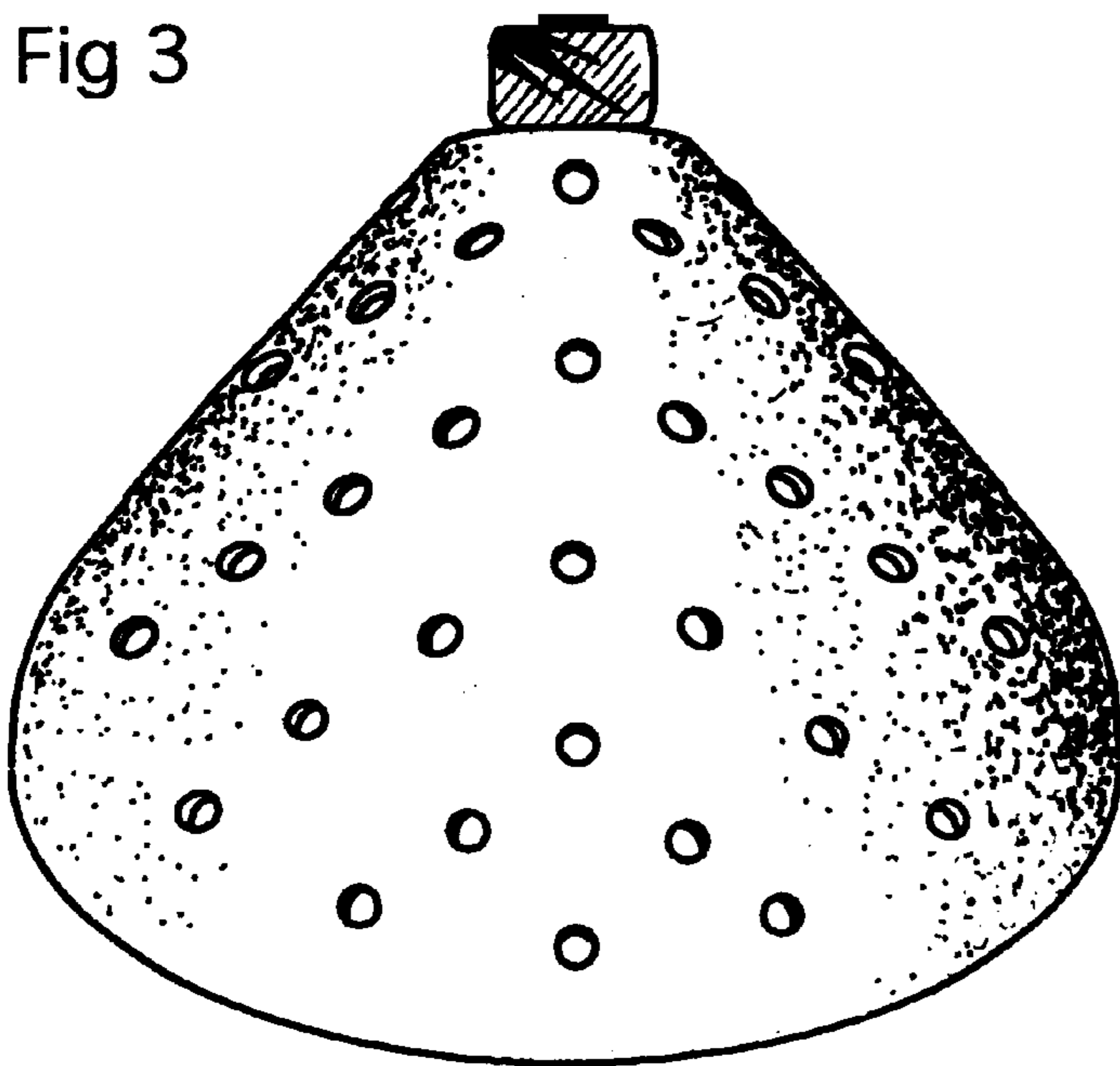


Fig 3

