



US00D484560S

(12) **United States Design Patent**  
**Lin**

(10) **Patent No.:** **US D484,560 S**

(45) **Date of Patent:** **\*\* Dec. 30, 2003**

(54) **POOL FLOAT**

(76) **Inventor:** **Wu-Chueh Lin**, No. 1, Lane 201, Jen Hua Rd., Ta Li City, Taichung Hsien (TW)

(\*\*) **Term:** **14 Years**

(21) **Appl. No.:** **29/180,682**

(22) **Filed:** **Apr. 30, 2003**

(51) **LOC (7) Cl.** ..... **12-06**

(52) **U.S. Cl.** ..... **D21/809**

(58) **Field of Search** ..... D21/809, 803; 441/35, 129, 40-42, 88, 135; 114/357, 345; 472/129; D12/316; D6/604, 605

(56) **References Cited**

**U.S. PATENT DOCUMENTS**

D108,622 S \* 3/1938 Johnson ..... D6/604  
D314,804 S \* 2/1991 Thomas ..... D21/809  
D315,188 S \* 3/1991 Thomas ..... D21/809  
D315,189 S \* 3/1991 Thomas ..... D21/809

D315,388 S \* 3/1991 Thomas ..... D21/809  
D315,774 S \* 3/1991 Thomas ..... D21/809  
D407,785 S \* 4/1999 Scheurer et al. .... D21/809

**OTHER PUBLICATIONS**

The Sharper Image, Jun. 1997, p. 11, "Aqua Sun Float" item #AS800.\*

\* cited by examiner

*Primary Examiner*—Lucy Lieberman  
(74) *Attorney, Agent, or Firm*—Bacon & Thomas, PLLC

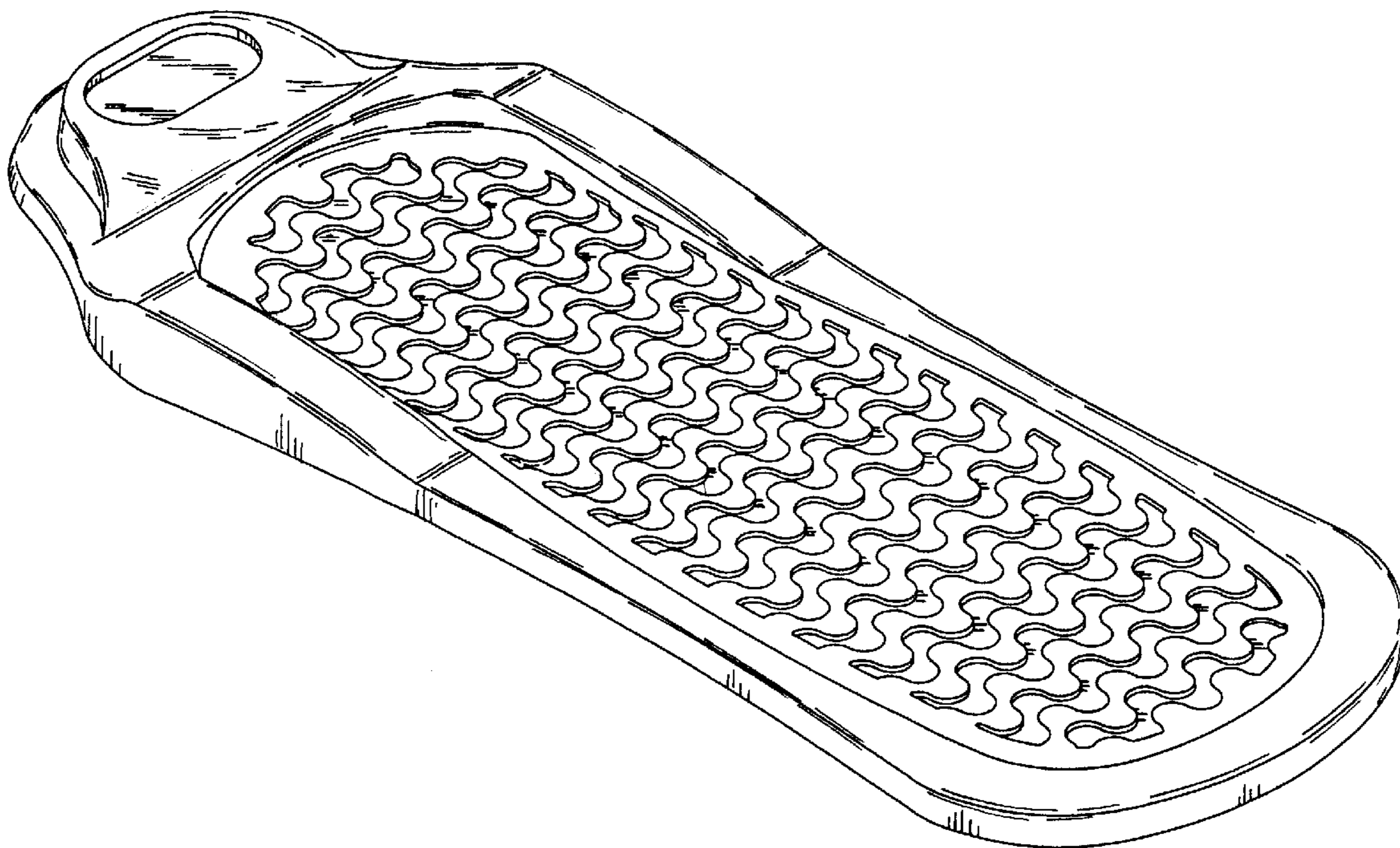
(57) **CLAIM**

The ornamental design for a "pool float", as shown.

**DESCRIPTION**

FIG. 1 shows a perspective view of the present design.  
FIG. 2 shows a front elevational view of the present design.  
FIG. 3 shows a left side elevational view of the present design; and,  
FIG. 4 shows a top plan view of the present design.

**1 Claim, 2 Drawing Sheets**



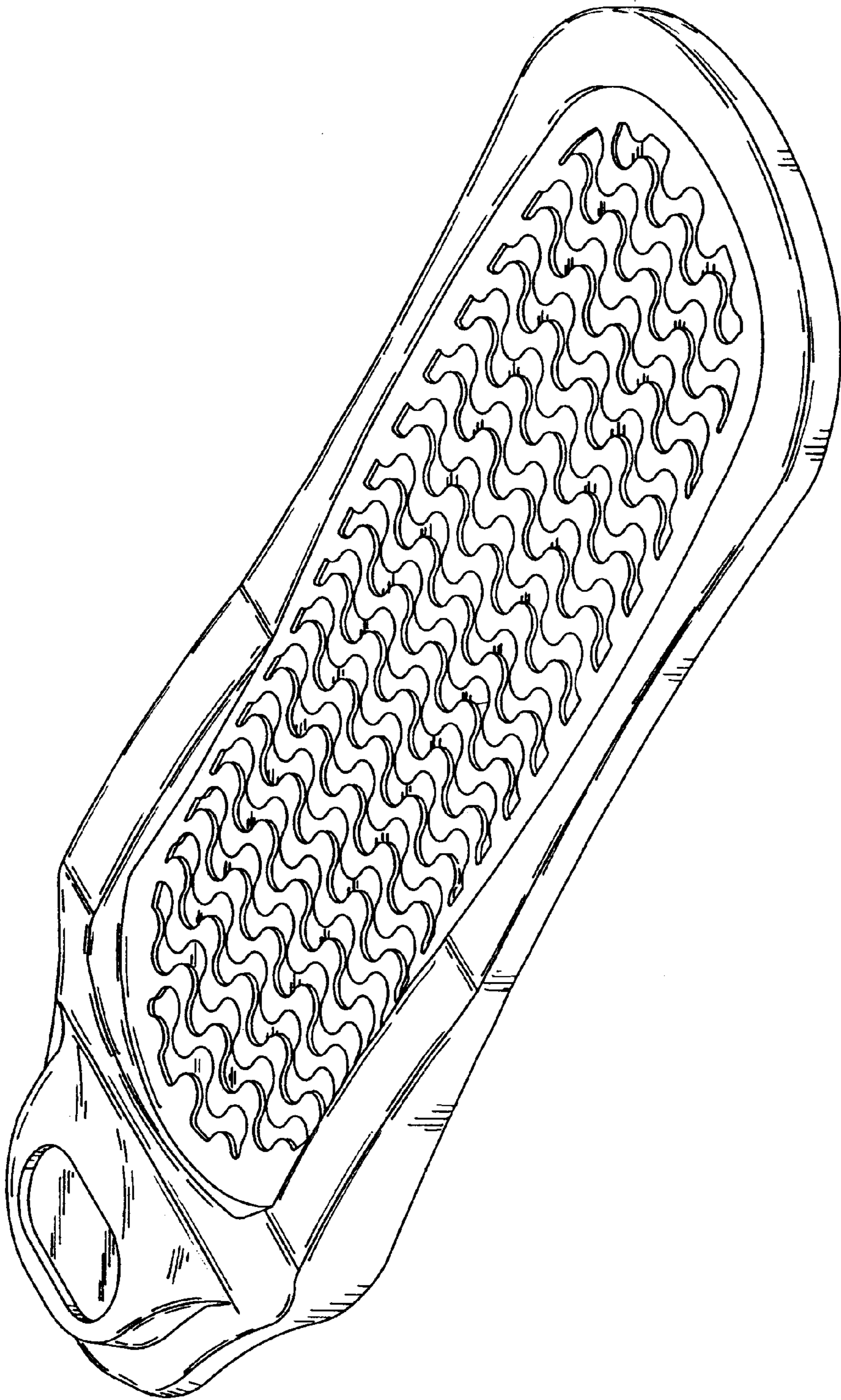


FIG. 1

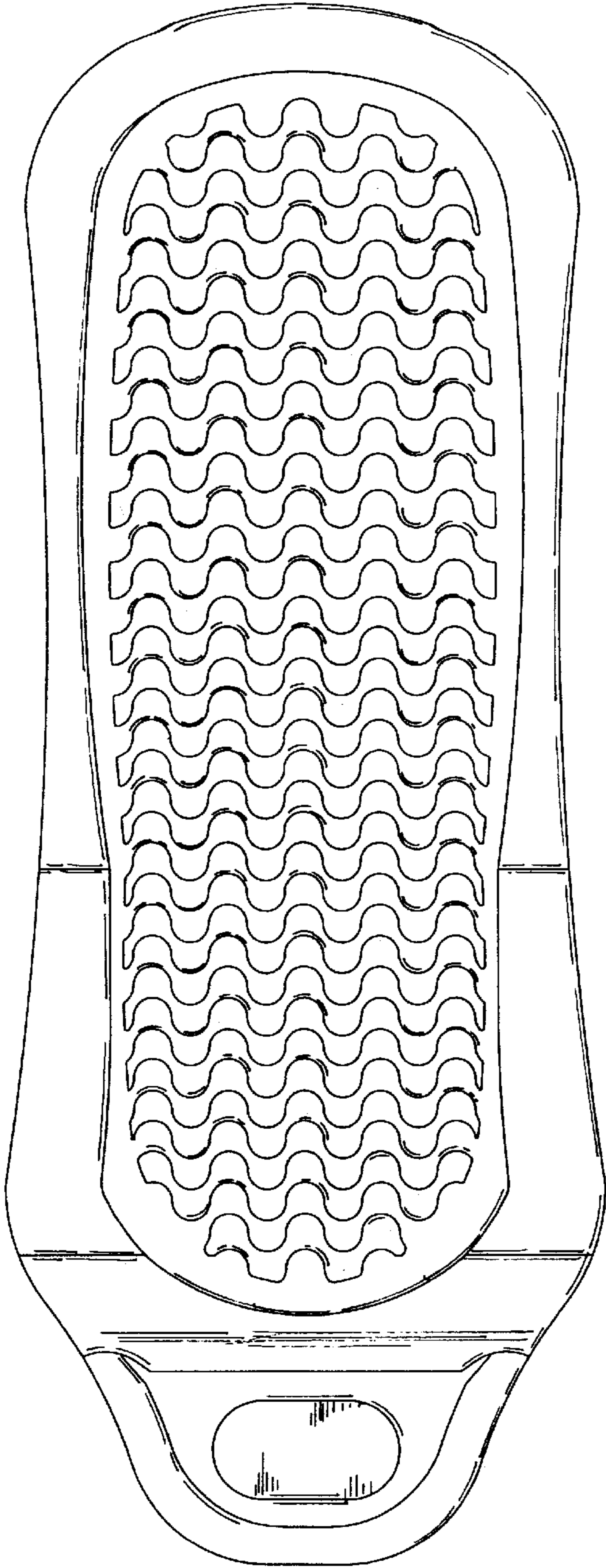


FIG. 2



FIG. 3

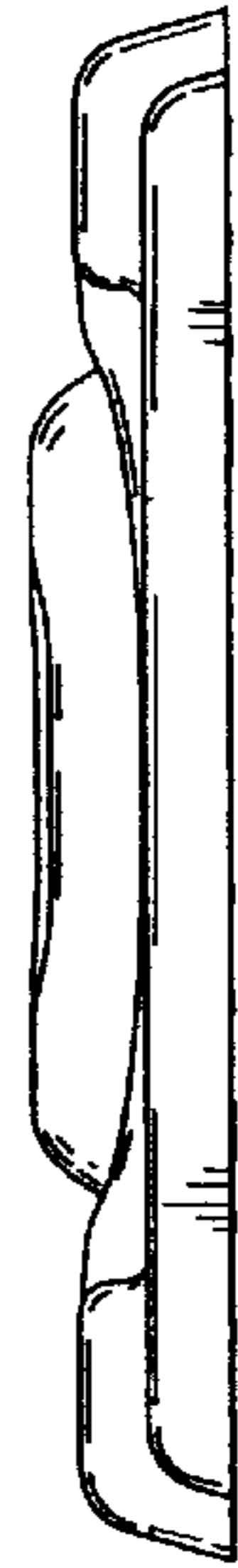


FIG. 4