



US00D484556S

(12) **United States Design Patent**  
**Udwin et al.**

(10) **Patent No.: US D484,556 S**

(45) **Date of Patent: \*\* Dec. 30, 2003**

(54) **PADDLE WITH FULL MESH CENTER**

(75) Inventors: **Steven C. Udwin**, Tenafly, NJ (US);  
**David Tarica**, Tenafly, NJ (US);  
**Norma Tarica**, Fort Lee, NJ (US)

(73) Assignee: **Enor Corporation**, Northvale, NJ (US)

(\*\*) Term: **14 Years**

(21) Appl. No.: **29/167,221**

(22) Filed: **Sep. 11, 2002**

(51) **LOC (7) Cl.** ..... **21-02**

(52) **U.S. Cl.** ..... **D21/731**

(58) **Field of Search** ..... D21/729-732;  
473/524, 527-530

(56) **References Cited**

**U.S. PATENT DOCUMENTS**

- 1,744,862 A \* 1/1930 Blethen ..... 356/243.5
- 3,048,399 A \* 8/1962 Breitbach ..... 473/457
- 3,734,499 A \* 5/1973 Goldstein ..... 473/528

- D298,268 S \* 10/1988 Hungerford ..... D21/730
- D343,664 S \* 1/1994 Maguire ..... D21/731
- D359,780 S \* 6/1995 Sokol et al. .... D21/731

\* cited by examiner

*Primary Examiner*—Mitchell Siegel

(74) *Attorney, Agent, or Firm*—Weingram & Associates, P.C.


(57) **CLAIM**

We claim the ornamental design for paddle with full mesh center, as shown and described.

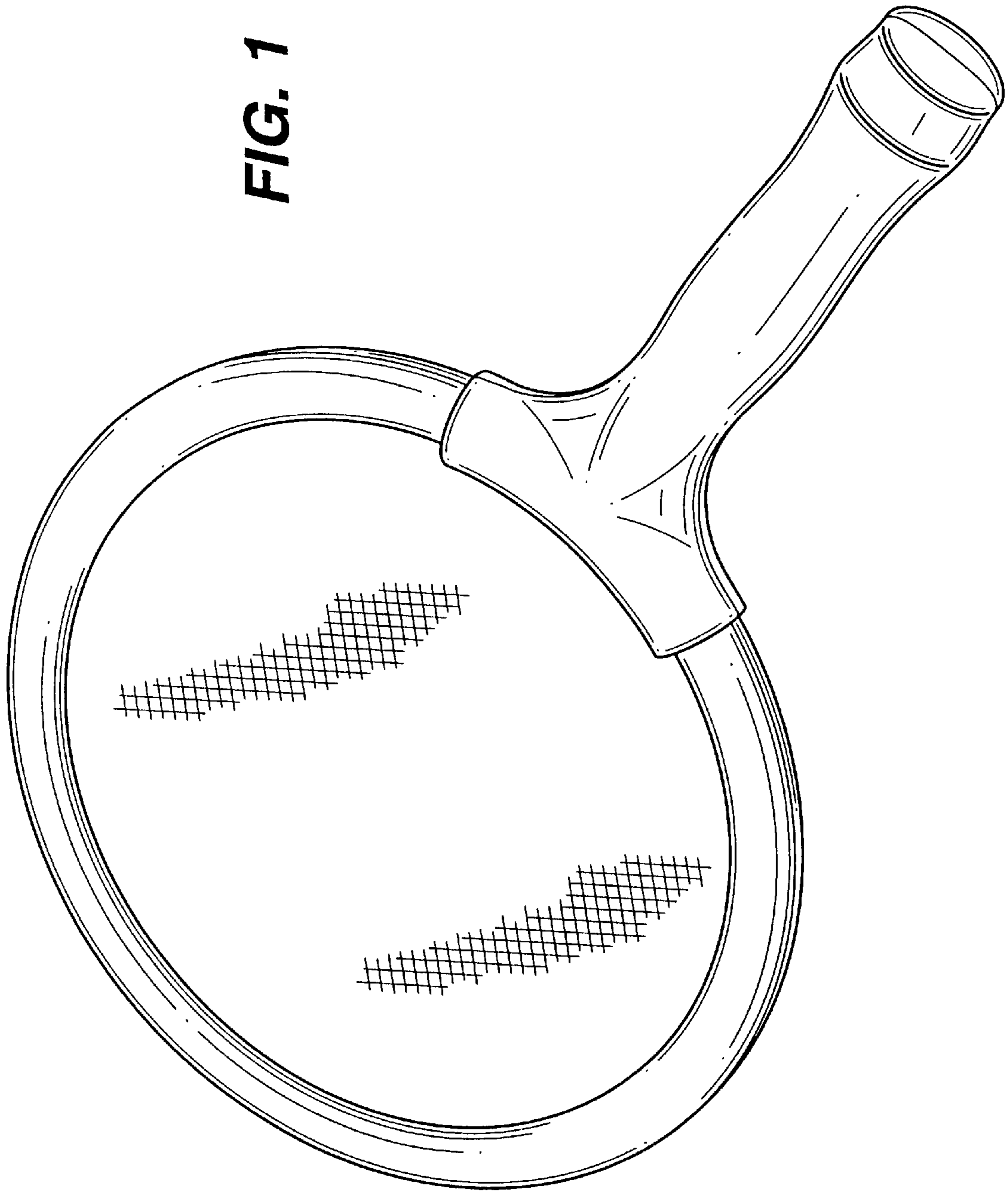
**DESCRIPTION**

FIG. 1 is a perspective view showing the paddle of the present invention.  
FIG. 2 is a top view of the paddle shown in FIG. 1.  
FIG. 3 is a front view of the paddle shown in FIG. 1.  
FIG. 4 is a side view of the paddle shown in FIG. 1.  
FIG. 5 is a back view of the paddle shown in FIG. 1; and,  
FIG. 6 is a bottom view of the paddle shown in FIG. 1.

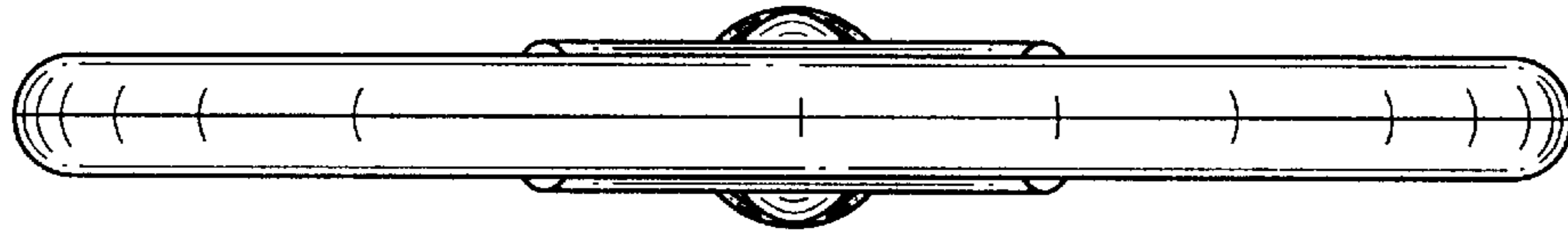
**1 Claim, 4 Drawing Sheets**



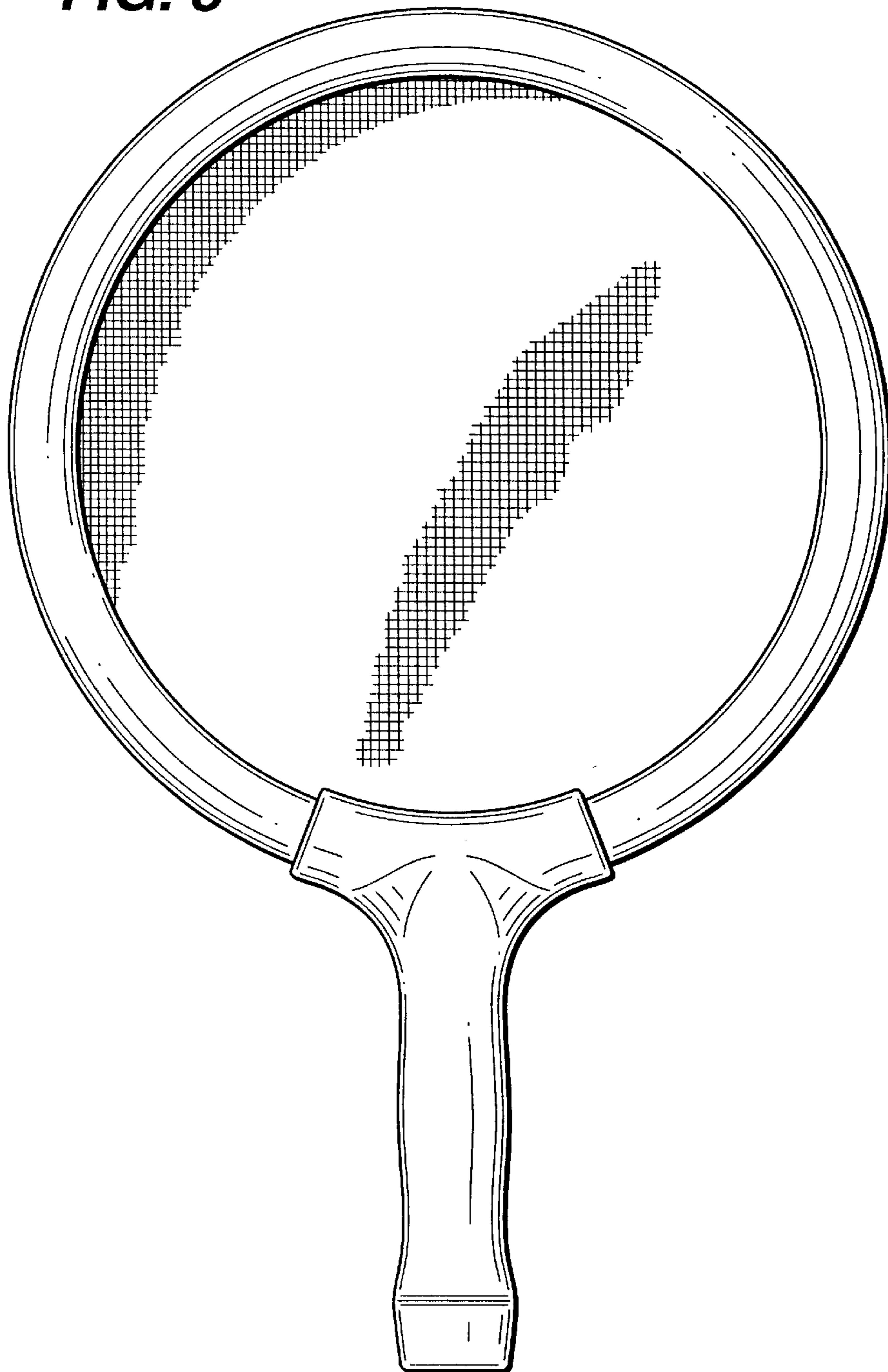
**FIG. 1**



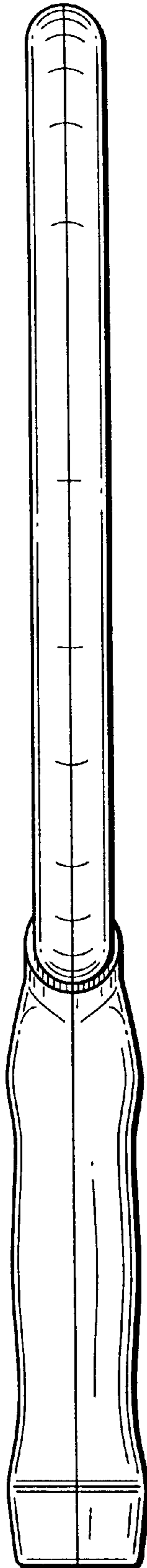
**FIG. 2**




**FIG. 3**



**FIG. 4**



**FIG. 5**



**FIG. 6**

